

COMPORTAMIENTO DEL ROBO Y LA RECUPERACIÓN DE VEHÍCULOS ASEGURADOS A NIVEL NACIONAL, (INFORMACIÓN ACTUALIZADA AL 31/JULIO/2019).

ARCHIVO	CONTENIDO DE ARCHIVO
0_ROBO_Y_RECUP_EDOS_1_7_19.xlsx	VEHÍCULOS <u>ROBADOS, % DE ROBO CON VIOLENCIA Y RECUPERADOS POR ENTIDAD FEDERATIVA</u> , DURANTE EL PERIODO 01/01/2019 AL 31/07/2019 Y SU COMPORTAMIENTO <u>VS</u> MISMO PERIODO DEL AÑO 2018.
1A2_ROB_X_PDO_1_7_19_OTRO.xlsx	VEHÍCULOS <u>ROBADOS POR ENTIDAD FEDERATIVA</u> , DURANTE EL PERIODO 01/01/2019 AL 31/07/2019 Y SU COMPORTAMIENTO EN AÑOS ANTERIORES EN EL MISMO PERIODO.
3A4_REC_X_PDO_1_7_19_OTRO.xlsx	VEHÍCULOS <u>RECUPERADOS POR ENTIDAD FEDERATIVA</u> , DURANTE EL PERIODO 01/01/2019 AL 31/07/2019 Y SU COMPORTAMIENTO EN AÑOS ANTERIORES EN EL MISMO PERIODO.
5A6_ROB_TOT_TR_MPIOS_1_7_310719.xlsx	VEHÍCULOS <u>ROBADOS, ESTACIONADOS Y CON VIOLENCIA, POR MUNICIPIO A NIVEL NACIONAL</u> , DURANTE EL PERIODO 01/01/2019 AL 31/07/2019 Y SU COMPORTAMIENTO <u>VS</u> MISMO PERIODO DE 2018.
7_REC_ROB_1_7_19.xlsx	VEHÍCULOS <u>RECUPERADOS</u> AL SECTOR ASEGURADOR DURANTE EL PERIODO 01/01/2019 AL 31/07/2019, <u>POR ENTIDAD FEDERATIVA DE ROBO Y RECUPERACIÓN</u> , A NIVEL NACIONAL, (ANEXO CUADRO INTERPRETATIVO).
8_ROB_TOT_TR_MYT_1_7_310719.xlsx 8_ROB_CDMX_TR_MYT_1_7_310719.xlsx 8_ROB_EDOMEX_TR_MYT_1_7_310719.xlsx	VEHÍCULOS <u>ROBADOS POR MARCA Y TIPO, POR SU TIPO DE ROBO (CON VIOLENCIA Y ESTACIONADOS) A NIVEL NACIONAL, CDMX Y EDO. DE MÉXICO</u> , DURANTE EL PERIODO 01/01/2019 AL 31/07/2019 Y SU COMPORTAMIENTO <u>VS</u> MISMO PERIODO DE 2018.
9_1_7_19_ROB_TODOS_MUNI.xlsx	VEHÍCULOS <u>ROBADOS POR MUNICIPIO A NIVEL NACIONAL</u> , DURANTE EL PERIODO 01/01/2019 AL 31/07/2019 Y SU COMPORTAMIENTO EN 2015, 2016, 2017 Y 2018 EN EL MISMO PERIODO.
10_ROB_MODELO_TOT_1_7_310719.xlsx	VEHÍCULOS <u>ROBADOS POR SU TIPO (CON VIOLENCIA Y ESTACIONADOS), POR MODELO A NIVEL NACIONAL</u> , DURANTE EL PERIODO 01/01/2019 AL 31/07/2019 <u>VS</u> MISMO PERIODO DE 2018.
11_ROB_TTRANSP_TOT_1_7_310719.xlsx	VEHÍCULOS <u>ROBADOS POR TIPO DE TRANSPORTE Y POR TIPO DE ROBO (CON VIOLENCIA Y ESTACIONADOS), A NIVEL NACIONAL</u> , DURANTE EL PERIODO 01/01/2019 AL 31/07/2019 <u>VS</u> MISMO PERIODO DE 2018.

PERIODO: ENERO-JULIO DE 2018 vs ENERO-JULIO DE 2019, (actualizado al 31 de julio de 2019).

VEHICULOS ROBADOS					LUGAR	PART	CON VIOLENCIA			LUGAR	PART	VEHICULOS RECUPERADOS				
ESTADOS	2018	2019	% INCREMENTO	ROBO DIARIO			2018	2019	INCR.			ESTADOS	2018	2019	% INCREMENTO	RECUP. DIARIO
EDO. DE MÉX.	15,435	13,774	-11%	65	1	28%	77%	71%	-6%	1	19%	EDO. DE MÉX.	4,489	4,139	-8%	20
JALISCO	6,671	7,389	11%	35	2	15%	55%	58%	3%	2	13%	JALISCO	2,822	2,908	3%	14
CDMX.	6,055	5,768	-5%	27	3	12%	57%	49%	-8%	3	8%	CDMX.	1,874	1,844	-2%	9
PUEBLA	3,820	3,411	-11%	16	4	7%	73%	71%	-3%	4	8%	PUEBLA	1,387	1,669	20%	8
GUANAJUATO	2,304	2,463	7%	12	5	5%	64%	66%	3%	5	6%	GUANAJUATO	1,082	1,361	26%	6
VERACRUZ	2,527	2,143	-15%	10	6	4%	62%	61%	-1%	6	6%	VERACRUZ	1,161	1,221	5%	6
SINALOA	1,869	1,540	-18%	7	7	3%	80%	77%	-3%	7	4%	MICHOACAN	934	877	-6%	4
MICHOACAN	1,837	1,526	-17%	7	8	3%	72%	63%	-9%	8	4%	NUEVO LEON	875	826	-6%	4
NUEVO LEON	1,527	1,472	-4%	7	9	3%	38%	39%	1%	9	3%	SINALOA	642	615	-4%	3
TABASCO	1,958	1,231	-37%	6	10	2%	69%	66%	-3%	10	3%	QUERETARO	431	594	38%	3
B. C. NORTE	1,107	1,079	-3%	5	11	2%	41%	38%	-2%	11	2%	HIDALGO	491	523	7%	2
QUERETARO	951	916	-4%	4	12	2%	37%	44%	7%	12	2%	TAMAULIPAS	657	507	-23%	2
MORELOS	737	772	5%	4	13	2%	63%	64%	1%	13	2%	TABASCO	349	493	41%	2
GUERRERO	998	713	-29%	3	14	1%	83%	76%	-7%	14	2%	GUERRERO	518	487	-6%	2
HIDALGO	711	681	-4%	3	15	1%	56%	51%	-5%	15	2%	B. C. NORTE	442	486	10%	2
CHIHUAHUA	745	595	-20%	3	16	1%	33%	31%	-2%	16	2%	TLAXCALA	268	387	44%	2
S. L. POTOSÍ	504	560	11%	3	17	1%	49%	41%	-8%	17	2%	CHIHUAHUA	380	360	-5%	2
TLAXCALA	589	555	-6%	3	18	1%	72%	68%	-4%	18	2%	MORELOS	308	351	14%	2
TAMAULIPAS	800	545	-32%	3	19	1%	71%	59%	-12%	19	1%	S. L. POTOSÍ	233	311	33%	1
SONORA	527	437	-17%	2	20	1%	34%	30%	-4%	20	1%	OAXACA	214	249	16%	1
Q. ROO	336	392	17%	2	21	1%	33%	27%	-6%	21	1%	SONORA	223	233	4%	1
CHIAPAS	526	363	-31%	2	22	1%	56%	50%	-6%	22	1%	CHIAPAS	177	214	21%	1
OAXACA	417	346	-17%	2	23	1%	67%	53%	-14%	23	1%	AGSCS.	152	189	24%	1
COAHUILA	351	316	-10%	1	24	1%	56%	37%	-19%	24	1%	Q. ROO	155	174	12%	1
AGSCS.	326	305	-6%	1	25	1%	31%	31%	0%	25	1%	COAHUILA	146	163	12%	1
COLIMA	116	126	9%	1	26	0%	49%	20%	-29%	26	1%	ZACATECAS	129	128	-1%	1
DURANGO	162	117	-28%	1	27	0%	55%	57%	2%	27	1%	NAYARIT	134	118	-12%	1
YUCATAN	143	114	-20%	1	28	0%	25%	26%	1%	28	1%	COLIMA	96	115	20%	1
ZACATECAS	107	111	4%	1	29	0%	64%	66%	2%	29	0%	DURANGO	118	91	-23%	0
NAYARIT	122	92	-25%	0	30	0%	51%	47%	-4%	30	0%	CAMPECHE	57	81	42%	0
CAMPECHE	93	55	-41%	0	32	0%	37%	29%	-7%	31	0%	YUCATAN	66	57	-14%	0
B. C. SUR	72	55	-24%	0	31	0%	26%	25%	-1%	32	0%	B. C. SUR	44	41	-7%	0
OTROS	9	6	-33%	0	31	0%				32	0%	OTROS	6	15	150%	0
TOT. NACIONAL.	54,452	49,968	-8%	236			64%	60%	-4%			TOT. NACIONAL.	21,060	21,827	4%	103
PROM. MENSUAL	7,779	7,138	DECREMENTÓ EN 25 EDOS.									PROM. MENSUAL	3,009	3,118	DECREMENTÓ EN 13	

5 EDOS. CON MAYOR Y 5 CON MENOR CANTIDAD DE VEHÍCULOS ROBADOS Y RECUPERADOS.

5 EDOS. CON MAYOR INCREMENTO (%) DE VEHÍCULOS ROBADOS Y RECUPERADOS.

5 EDOS. CON MAYOR PORCENTAJE DE VEHÍCULOS ROBADOS CON VIOLENCIA.

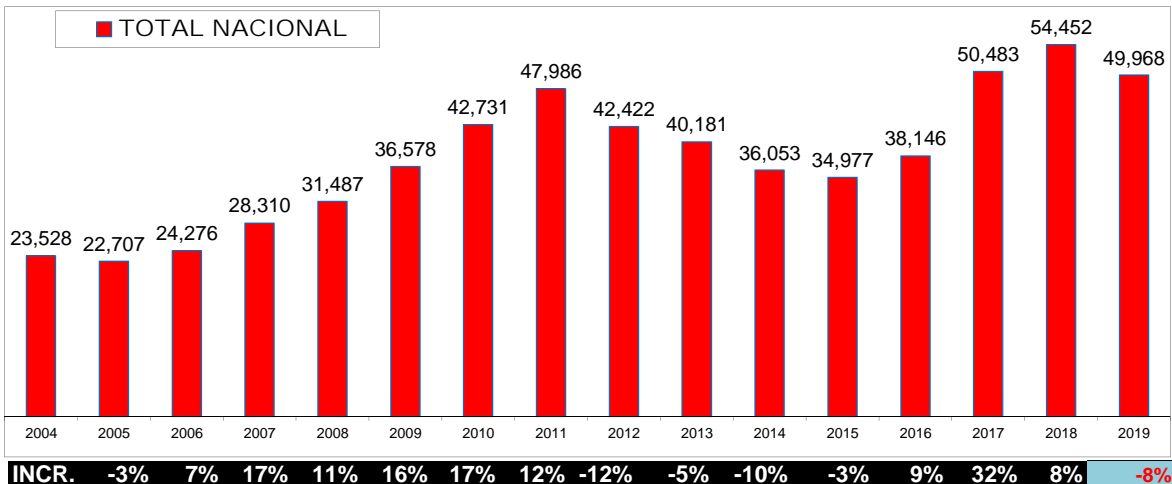


OFICINA COORDINADORA DE RIESGOS ASEGURADOS (OCRA)



VEHÍCULOS **ROBADOS** AL SECTOR ASEGURADOR EN EL PERIODO 01/01/2019-31/07/2019 (**ENERO-JULIO**), Y SU COMPORTAMIENTO EN AÑOS ANTERIORES DURANTE EL MISMO LAPSO.

ENTIDAD FEDERATIVA	AÑO DEL ROBO																	2019 VS. 2018	2019 VS. 2004	PROM. DIARIO EN 2019
	2004	2005	2006	2007	2008	2009	2010	2011	2012	2013	2014	2015	2016	2017	2018	2019				
EDO. DE MÉX.	6099	5514	5721	6715	6694	8016	9299	10008	11403	12920	11256	11029	11956	14487	15435	13774	-11%	126%	65	
JALISCO	1793	1803	1691	1877	2237	2530	3239	3599	3720	4587	3949	3594	4304	6840	6671	7389	11%	312%	35	
CDMX.	9381	8163	7974	8154	8759	8791	8040	6476	6226	6024	5761	4844	4694	5944	6055	5768	-5%	-39%	27	
PUEBLA	469	534	612	586	754	814	842	841	754	891	702	976	1413	2090	3820	3411	-11%	627%	16	
GUANAJUATO	188	217	278	407	449	472	526	605	660	758	832	865	1061	1407	2304	2463	7%	1210%	12	
VERACRUZ	234	332	374	457	688	760	888	1399	1318	1340	1563	1819	2133	2785	2527	2143	-15%	816%	10	
SINALOA	471	604	634	779	876	1534	2491	2718	2081	1856	1751	1297	1221	2300	1869	1540	-18%	227%	7	
MICHOACAN	189	266	289	401	450	395	525	803	875	898	903	893	1388	1623	1837	1526	-17%	707%	7	
NUEVO LEON	534	691	982	2278	2806	3651	5181	8597	4692	1559	1145	1115	1512	1503	1527	1472	-4%	176%	7	
TABASCO	156	183	239	262	242	287	390	472	309	432	576	797	955	1615	1958	1231	-37%	689%	6	
B. C. NORTE	1282	1358	1480	1601	1533	1251	930	857	744	723	791	676	714	1204	1107	1079	-3%	-16%	5	
QUERETARO	114	136	206	219	298	313	309	366	367	343	434	511	571	748	951	916	-4%	704%	4	
MORELOS	284	295	377	406	403	717	702	749	784	849	532	520	593	673	737	772	5%	172%	4	
GUERRERO	160	176	241	472	443	521	557	998	852	718	768	903	787	1039	998	713	-29%	346%	3	
HIDALGO	124	163	165	206	227	294	346	331	419	327	289	365	489	690	711	681	-4%	449%	3	
CHIHUAHUA	467	653	1012	1206	1720	2936	3392	2842	1981	1288	908	657	546	724	745	595	-20%	27%	3	
S. L. POTOSI	39	109	94	114	203	244	347	531	548	286	205	232	280	370	504	560	11%	1336%	3	
TLAXCALA	51	66	57	66	96	97	158	121	101	126	128	172	261	501	589	555	-6%	988%	3	
TAMAULIPAS	226	283	432	450	631	576	1201	1814	1467	1060	1008	1222	807	808	800	545	-32%	141%	3	
SONORA	290	250	283	378	381	367	428	474	393	399	466	467	452	625	527	437	-17%	51%	2	
Q. ROO	78	80	95	131	147	180	231	192	188	199	161	184	181	246	336	392	17%	403%	2	
CHIAPAS	125	154	217	271	200	277	247	265	233	362	292	351	372	409	526	363	-31%	190%	2	
OAXACA	98	86	145	217	300	286	267	254	264	224	248	384	344	452	417	346	-17%	253%	2	
COAHUILA	79	91	153	175	297	519	917	1080	1080	894	614	381	266	286	351	316	-10%	300%	1	
AGSCS.	29	40	115	93	158	167	262	258	153	143	114	117	197	281	326	305	-6%	952%	1	
COLIMA	23	23	41	34	43	51	46	104	118	216	142	142	152	202	116	126	9%	448%	1	
DURANGO	116	68	60	82	140	257	493	579	250	368	192	159	157	168	162	117	-28%	1%	1	
YUCATAN	44	57	35	60	62	56	69	62	66	70	63	60	61	101	143	114	-20%	159%	1	
ZACATECAS	17	20	24	41	45	66	208	337	171	142	117	97	77	116	107	111	4%	553%	1	
NAYARIT	13	26	37	65	70	68	119	176	102	69	45	36	46	71	122	92	-25%	608%	0	
B. C. SUR	27	27	32	42	34	35	22	46	40	58	35	47	56	67	72	55	-24%	104%	0	
CAMPECHE	36	41	61	41	56	36	54	27	59	46	60	61	94	84	93	55	-41%	53%	0	
OTROS	292	198	120	24	45	14	5	5	4	6	3	4	6	24	9	6				
TOTAL NACIONAL	23528	22707	24276	28310	31487	36578	42731	47986	42422	40181	36053	34977	38146	50483	54452	49968	-8%	112%	236	
PROM. MENSUAL	3361	3244	3468	4044	4498	5225	6104	6855	6060	5740	5150	4997	5449	7212	7779	7138				
PROM. DIARIO	111	107	115	134	149	173	202	226	200	190	170	165	180	238	257	236				



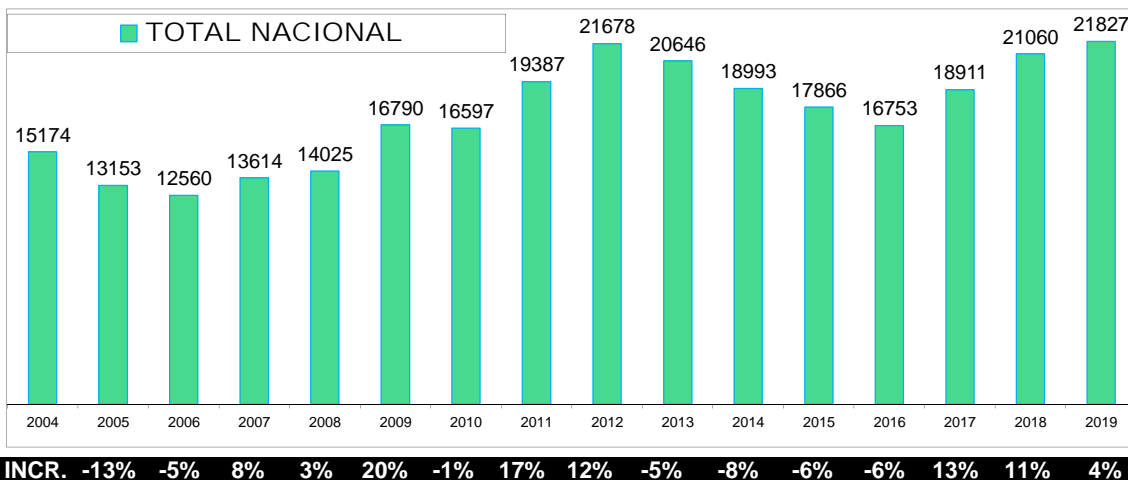


OFICINA COORDINADORA DE RIESGOS ASEGURADOS (OCRA)



VEHÍCULOS **RECUPERADOS** AL SECTOR ASEGURADOR EN EL PERIODO 01/01/2019-31/07/2019 (**ENERO-JULIO**), Y SU COMPORTAMIENTO EN AÑOS ANTERIORES DURANTE EL MISMO LAPSO.

ENTIDAD FEDERATIVA	AÑO DE LA RECUPERACIÓN																	2019 VS. 2018	2019 VS. 2004	PROM. DIARIO EN 2019
	2004	2005	2006	2007	2008	2009	2010	2011	2012	2013	2014	2015	2016	2017	2018	2019				
EDO. DE MÉX.	2367	2486	2182	2403	2088	2794	2777	2671	2980	4238	4594	4240	4022	4237	4489	4139	-8%	75%	20	
JALISCO	1213	914	862	852	985	1159	1115	1397	1475	1971	1868	1748	1638	2335	2822	2908	3%	140%	14	
CDMX.	7304	5235	4385	4078	3821	4463	3208	3346	3526	3095	2992	2186	1889	1919	1874	1844	-2%	-75%	9	
PUEBLA	307	403	330	333	346	350	400	407	338	483	451	493	621	822	1387	1669	20%	444%	8	
GUANAJUATO	260	195	205	181	220	289	337	389	388	419	420	496	575	734	1082	1361	26%	423%	6	
VERACRUZ	153	199	209	214	293	368	390	421	654	747	754	1122	1080	1214	1161	1221	5%	698%	6	
MICHOACAN	233	224	172	273	333	257	364	378	564	710	562	631	610	780	934	877	-6%	276%	4	
NUEVO LEON	450	448	530	1086	1439	1715	1844	3704	4166	1744	1073	937	1042	913	875	826	-6%	84%	4	
SINALOA	195	253	224	259	306	482	575	704	680	833	993	869	608	824	642	615	-4%	215%	3	
QUERETARO	162	135	102	151	119	146	207	252	278	250	252	329	290	364	431	594	38%	267%	3	
HIDALGO	158	259	247	234	198	277	309	311	379	330	305	271	258	350	491	523	7%	231%	2	
TAMAULIPAS	101	113	94	123	183	210	251	554	888	848	710	807	627	522	657	507	-23%	402%	2	
TABASCO	59	70	70	112	109	134	192	191	191	248	238	279	265	398	349	493	41%	736%	2	
GUERRERO	260	253	248	266	236	332	369	666	742	663	504	544	434	480	518	487	-6%	87%	2	
B. C. NORTE	430	491	512	462	566	718	569	362	318	263	292	323	277	461	442	486	10%	13%	2	
TLAXCALA	51	71	68	43	45	81	84	97	87	105	94	90	187	249	268	387	44%	659%	2	
CHIHUAHUA	199	264	415	455	510	1098	1169	1319	1182	770	627	434	308	338	380	360	-5%	81%	2	
MORELOS	257	226	213	250	231	347	349	393	468	514	384	303	270	307	308	351	14%	37%	2	
S. L. POTOSÍ	47	52	64	71	79	125	160	318	351	239	181	136	172	157	233	311	33%	562%	1	
OAXACA	82	46	72	123	123	147	175	116	197	274	242	235	212	231	214	249	16%	204%	1	
SONORA	142	92	117	110	103	176	160	158	167	168	193	176	233	211	223	233	4%	64%	1	
CHIAPAS	124	112	86	121	101	140	161	92	138	133	95	121	144	156	177	214	21%	73%	1	
AGSCS.	79	53	48	44	88	103	135	127	155	161	101	114	113	167	152	189	24%	139%	1	
Q. ROO	50	85	60	66	50	107	132	130	100	100	84	102	93	117	155	174	12%	248%	1	
COAHUILA	79	69	69	68	99	147	237	280	562	600	380	286	202	186	146	163	12%	106%	1	
ZACATECAS	58	63	42	45	21	43	96	113	213	185	172	145	82	100	129	128	-1%	121%	1	
NAYARIT	37	23	33	31	47	45	73	170	115	70	65	70	35	38	134	118	-12%	219%	1	
COLIMA	16	22	28	22	28	22	12	41	59	72	62	89	96	76	96	115	20%	619%	1	
DURANGO	36	35	36	38	143	80	117	109	137	253	162	138	114	100	118	91	-23%	153%	0	
CAMPECHE	13	14	14	23	20	37	31	24	33	29	36	28	38	36	57	81	42%	523%	0	
YUCATAN	35	36	15	34	53	36	38	41	65	46	29	44	31	24	66	57	-14%	63%	0	
B. C. SUR	38	26	13	22	27	31	20	24	41	50	29	49	43	48	44	41	-7%	8%	0	
OTROS	179	186	795	1021	1015	331	541	82	41	35	49	31	144	17	6	15				
TOTAL NACIONAL	15174	13153	12560	13614	14025	16790	16597	19387	21678	20646	18993	17866	16753	18911	21060	21827	4%	44%	103	
PROM. MENSUAL	2168	1879	1794	1945	2004	2399	2371	2770	3097	2949	2713	2552	2393	2702	3009	3118				
PROM. DIARIO	72	62	59	64	66	79	78	91	102	97	90	84	79	89	99	103				





OFICINA COORDINADORA DE RIESGOS ASEGURADOS (OCRA)

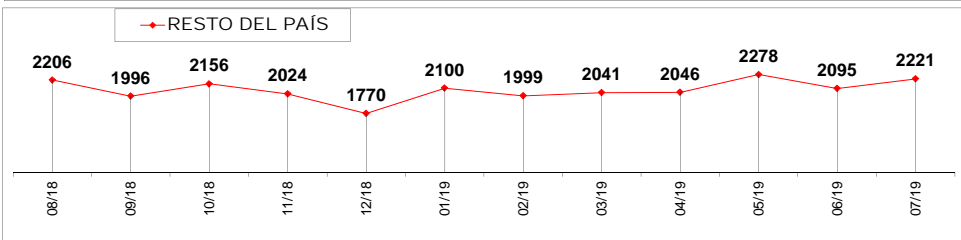
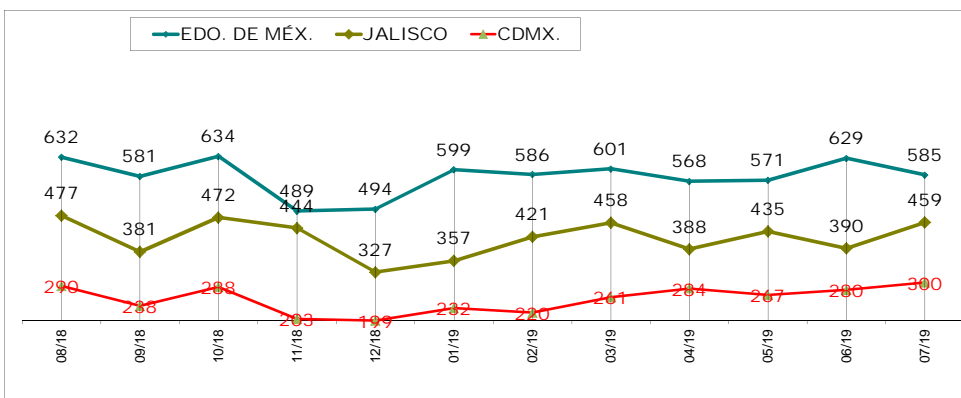
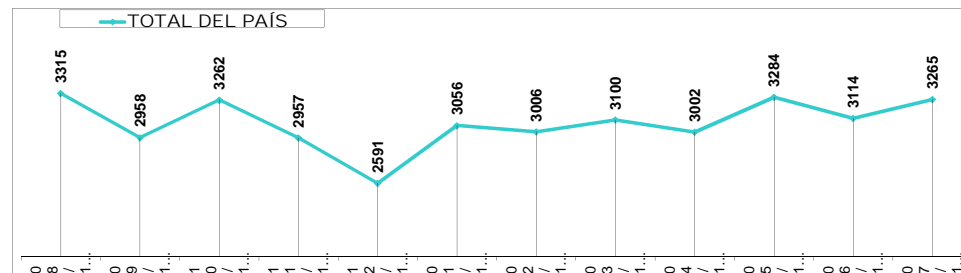


VEHÍCULOS **RECUPERADOS** AL SECTOR ASEGURADOR EN EL PERIODO 01/08/2018-31/07/2019 (**AGO/2018-JUL/2019**) Y SU COMPORTAMIENTO CON MISMO PERIODO INMEDIATO ANTERIOR.

ENTIDAD FEDERATIVA	12 MESES ANT.	MES DE LA RECUPERACIÓN												ÚLT. 12 MESES	JUL. VS JUN.	ÚLT. 12 VS ANT. 12
		08/18	09/18	10/18	11/18	12/18	01/19	02/19	03/19	04/19	05/19	06/19	07/19			
EDO. DE MEX.	7863	632	581	634	489	494	599	586	601	568	571	629	585	6969	-7%	-11%
JALISCO	4772	477	381	472	444	327	357	421	458	388	435	390	459	5009	18%	5%
CDMX.	3218	290	238	288	203	199	232	220	261	284	267	280	300	3062	7%	-5%
PUEBLA	2149	255	210	256	278	210	230	225	211	206	279	256	262	2878	2%	34%
GUANAJUATO	1706	186	162	210	184	140	207	185	166	204	220	170	209	2243	23%	31%
VERACRUZ	2044	156	148	157	151	137	151	167	194	169	161	184	195	1970	6%	-4%
MICHOACAN	1534	122	160	111	119	98	115	147	133	122	123	114	123	1487	8%	-3%
NUEVO LEON	1608	128	117	133	114	99	123	108	119	118	130	121	107	1417	-12%	-12%
SINALOA	1298	112	78	107	89	93	87	82	107	92	84	82	81	1094	-1%	-16%
QUERETARO	762	85	84	84	70	74	109	79	72	77	82	85	90	991	6%	30%
HIDALGO	775	84	66	75	81	62	60	64	88	74	94	70	73	891	4%	15%
TAMAULIPAS	1145	96	91	73	76	53	89	74	75	83	74	59	53	896	-10%	-22%
TABASCO	645	66	75	57	54	60	79	65	62	71	68	48	100	805	108%	25%
GUERRERO	829	81	79	86	81	65	59	62	79	71	81	76	879	-6%	6%	
B. C. NORTE	766	44	69	69	54	51	63	74	67	68	83	66	65	773	-2%	1%
TLAXCALA	470	48	53	50	44	43	57	62	45	47	65	57	54	625	-5%	33%
CHIHUAHUA	648	62	52	52	57	56	47	53	42	44	64	57	53	639	-7%	-1%
MORELOS	504	50	38	39	50	49	61	37	50	44	65	45	49	577	9%	14%
S. L. POTOSI	378	30	41	29	38	30	43	46	50	35	45	43	49	479	14%	27%
OAXACA	386	53	28	33	30	36	48	36	24	28	32	41	40	429	-2%	11%
SONORA	365	33	32	40	33	25	40	26	41	32	33	30	31	396	3%	8%
CHIAPAS	285	38	28	32	34	23	21	31	26	22	47	30	37	369	23%	29%
AGSCS.	238	30	15	33	34	27	35	34	26	17	25	34	18	328	-47%	38%
Q. ROO	262	28	13	19	32	27	17	22	18	23	43	25	26	293	4%	12%
COAHUILA	245	25	30	33	24	21	32	22	21	20	22	16	30	296	88%	21%
ZACATECAS	221	21	20	34	15	14	20	19	19	12	19	20	19	232	-5%	5%
NAYARIT	189	24	8	8	7	15	18	14	20	19	14	18	15	180	-17%	-5%
COLIMA	153	14	9	13	26	14	11	21	14	14	15	27	13	191	-52%	25%
DURANGO	187	16	21	13	16	25	6	10	15	12	20	11	17	182	55%	-3%
CAMPECHE	76	18	12	13	11	8	15	9	6	16	13	13	9	143	-31%	88%
YUCATAN	101	7	7	7	5	10	9	6	3	7	11	8	13	93	63%	-8%
B. C. SUR	81	4	11	2	4	4	11	2	3	6	7	4	8	66	100%	-19%
OTROS	16		1		10	2	5		1	1	2			6		
TOTAL DEL PAIS	35919	3315	2958	3262	2957	2591	3056	3006	3100	3002	3284	3114	3265	36882	5%	3%
RECUP. MENSUAL	2993	3315	2958	3262	2957	2591	3056	3006	3100	3002	3284	3114	3265	3074		
PROM. DIARIO	98	107	99	105	99	84	99	107	100	100	106	104	105	101		
RESTO DEL PAIS	23284	2206	1996	2156	2024	1770	2100	1999	2041	2046	2278	2095	2221	24904	6%	7%
RECUP. MENSUAL	1940	2206	1996	2156	2024	1770	2100	1999	2041	2046	2278	2095	2221	2075		
PROM. DIARIO	64	71	67	70	67	57	68	71	66	68	73	70	72	68		

Incremento T. Pais comprobación 35919 3315 2958 3262 2957 2591 3056 3006 3100 3002 3284 3114 3265 36882
Incremento Resto Pais

COMPARATIVO ULTIMOS 12 MESES, RECUPERADOS A NIVEL NACIONAL.



OFICINA COORDINADORA DE RIESGOS ASEGURADOS (OCRA)

VEHÍCULOS ROBADOS AL SECTOR ASEGURADOR POR: MUNICIPIOS A NIVEL NACIONAL, DURANTE EL PERIODO 01/01/2019-31/07/2019 Y SU COMPORTAMIENTO DURANTE EL MISMO PERIODO DE 2018, ORDENADO POR LOS MUNICIPIO CON MÁS VEHÍCULOS ROBADOS DURANTE 2019.

ESTADO	MUNICIPIO	TOTAL NACIONAL										
		CON VIOLENCIA			ESTACIONADO			TOTAL				
		2018	2019	% DE INCR.	2018	2019	% DE INCR.	2018	2019	% DE INCR.	% DEL TOT.	
JALISCO	GUADALAJARA	2055	2163	5%	1633	1644	1%	3688	3807	3%	8%	
MEXICO	ECATEPEC DE MORELOS	3604	2826	-22%	539	491	-9%	4143	3317	-20%	7%	
PUEBLA	PUEBLA	987	929	-6%	566	468	-17%	1553	1397	-10%	3%	
MEXICO	TLALNEPANTLA DE BAZ	1412	988	-30%	343	401	17%	1755	1389	-21%	3%	
JALISCO	ZAPOPAN	625	695	11%	651	661	2%	1276	1356	6%	3%	
SINALOA	CULIACAN	1155	940	-19%	259	227	-12%	1414	1167	-17%	2%	
GUANAJUATO	CELAYA	440	840	91%	145	245	69%	585	1085	85%	2%	
MEXICO	NAUCALPAN DE JUAREZ	1009	729	-28%	254	282	11%	1263	1011	-20%	2%	
CIUDAD DE MÉXICO	IZTAPALAPA	695	458	-34%	352	426	21%	1047	884	-16%	2%	
CIUDAD DE MÉXICO	GUSTAVO A. MADERO	595	513	-14%	290	289	0%	885	802	-9%	2%	
MEXICO	CUAUTITLAN IZCALLI	457	423	-7%	197	341	73%	654	764	17%	2%	
MEXICO	NEZAHUALCOYOTL	617	511	-17%	247	231	-6%	864	742	-14%	1%	
BAJA CALIFORNIA	TIJUANA	355	339	-5%	378	390	3%	733	729	-1%	1%	
TABASCO	CENTRO	551	458	-17%	392	254	-35%	943	712	-24%	1%	
JALISCO	TONALA	174	533	206%	116	145	25%	290	678	134%	1%	
MEXICO	CUAUTITLAN	413	389	-6%	114	263	131%	527	652	24%	1%	
MEXICO	TULTITLAN	442	402	-9%	161	196	22%	603	598	-1%	1%	
QUERETARO	QUERETARO	211	241	14%	415	353	-15%	626	594	-5%	1%	
JALISCO	TLAQUEPAQUE	305	364	19%	211	225	7%	516	589	14%	1%	
MEXICO	TECAMAC	515	439	-15%	102	132	29%	617	571	-7%	1%	
CIUDAD DE MÉXICO	BENITO JUAREZ	290	225	-22%	307	338	10%	597	563	-6%	1%	
MEXICO	TOLUCA	290	317	9%	277	244	-12%	567	561	-1%	1%	
CIUDAD DE MÉXICO	COYOACAN	182	181	-1%	257	328	28%	439	509	16%	1%	
NUEVO LEON	MONTERREY	158	171	8%	312	303	-3%	470	474	1%	1%	
CIUDAD DE MÉXICO	CUAUHTEMOC	218	195	-11%	213	276	30%	431	471	9%	1%	
MEXICO	COACALCO DE BERRIOZABAL	328	317	-3%	99	146	47%	427	463	8%	1%	
VERACRUZ	VERACRUZ	257	220	-14%	255	218	-15%	512	438	-14%	1%	
MICHOACAN	URUAPAN	244	282	16%	105	153	46%	349	435	25%	1%	
MORELOS	CUERNAVACA	243	280	15%	135	152	13%	378	432	14%	1%	
SAN LUIS POTOSI	SAN LUIS POTOSI	157	163	4%	198	262	32%	355	425	20%	1%	
CIUDAD DE MÉXICO	TLALPAN	213	225	6%	219	183	-16%	432	408	-6%	1%	
CIUDAD DE MÉXICO	AZCAPOTZALCO	272	236	-13%	167	167	0%	439	403	-8%	1%	
GUANAJUATO	LEON	204	165	-19%	301	236	-22%	505	401	-21%	1%	
GUERRERO	ACAPULCO DE JUAREZ	407	276	-32%	79	90	14%	486	366	-25%	1%	
JALISCO	TLAJOMULCO DE ZUBIGA	194	236	22%	129	121	-6%	323	357	11%	1%	
MICHOACAN	MORELIA	264	212	-20%	187	141	-25%	451	353	-22%	1%	
CIUDAD DE MÉXICO	MIGUEL HIDALGO	217	130	-40%	164	218	33%	381	348	-9%	1%	
CIUDAD DE MÉXICO	ALVARO OBREGON	198	149	-25%	200	180	-10%	398	329	-17%	1%	
MEXICO	ATIZAPAN DE ZARAGOZA	221	200	-10%	103	128	24%	324	328	1%	1%	
MEXICO	PAZ LA	255	246	-4%	66	75	14%	321	321	0%	1%	
CHIHUAHUA	JUAREZ	79	81	3%	206	216	5%	285	297	4%	1%	
MEXICO	CHIMALHUACAN	297	207	-30%	75	88	17%	372	295	-21%	1%	
CIUDAD DE MÉXICO	VENUSTIANO CARRANZA	164	155	-5%	127	136	7%	291	291	0%	1%	
MEXICO	ATIZAPAN	159	163	3%	98	128	31%	257	291	13%	1%	
PUEBLA	TECAMACHALCO	209	235	12%	32	46	44%	241	281	17%	1%	
AGUASCALIENTES	AGUASCALIENTES	83	84	1%	206	191	-7%	289	275	-5%	1%	
MEXICO	CHALCO	297	185	-38%	138	87	-37%	435	272	-37%	1%	
TAMAULIPAS	REYNOSA	368	182	-51%	83	85	2%	451	267	-41%	1%	
PUEBLA	TEHUACAN	292	181	-38%	65	72	11%	357	253	-29%	1%	
QUINTANA ROO	BENITO JUAREZ	71	70	-1%	134	183	37%	205	253	23%	1%	
CHIHUAHUA	CHIHUAHUA	138	73	-47%	249	168	-33%	387	241	-38%	0%	
CIUDAD DE MÉXICO	IZTACALCO	145	112	-23%	89	127	43%	234	239	2%	0%	
GUANAJUATO	IRAPUATO	218	131	-40%	118	83	-30%	336	214	-36%	0%	

VERACRUZ	CORDOBA	129	139	8%	60	70	17%	189	209	11%	0%
MEXICO	NICOLAS ROMERO	75	83	11%	52	120	131%	127	203	60%	0%
NUEVO LEON	APODACA	89	89	0%	126	111	-12%	215	200	-7%	0%
NUEVO LEON	GUADALUPE	60	74	23%	126	126	0%	186	200	8%	0%
MEXICO	IXTAPALUCA	143	119	-17%	84	77	-8%	227	196	-14%	0%
BAJA CALIFORNIA	MEXICALI	57	37	-35%	182	153	-16%	239	190	-21%	0%
HIDALGO	PACHUCA DE SOTO	78	79	1%	107	110	3%	185	189	2%	0%
CIUDAD DE MÉXICO	XOCHIMILCO	89	90	1%	89	97	9%	178	187	5%	0%
NUEVO LEON	SAN NICOLAS DE LOS GARZA	77	67	-13%	98	113	15%	175	180	3%	0%
TABASCO	CARDENAS	212	138	-35%	42	37	-12%	254	175	-31%	0%
SONORA	HERMOSILLO	91	41	-55%	225	133	-41%	316	174	-45%	0%
MEXICO	TEXCOCO	164	102	-38%	63	68	8%	227	170	-25%	0%
VERACRUZ	COATZACOALCOS	132	88	-33%	125	80	-36%	257	168	-35%	0%
VERACRUZ	XALAPA	87	65	-25%	110	102	-7%	197	167	-15%	0%
GUANAJUATO	SALAMANCA	227	114	-50%	66	48	-27%	293	162	-45%	0%
CHIAPAS	TUXTLA GUTIERREZ	89	72	-19%	125	88	-30%	214	160	-25%	0%
COAHUILA	TORREON	112	60	-46%	58	98	69%	170	158	-7%	0%
PUEBLA	TEPEACA	121	111	-8%	34	45	32%	155	156	1%	0%
SINALOA	MAZATLAN	92	91	-1%	66	61	-8%	158	152	-4%	0%
MEXICO	ZUMPANGO	142	109	-23%	46	35	-24%	188	144	-23%	0%
MICHOACAN	APATZINGAN	255	87	-66%	33	43	30%	288	130	-55%	0%
GUERRERO	CHILPANCINGO DE LOS BRAVO	139	89	-36%	35	37	6%	174	126	-28%	0%
PUEBLA	SAN MARTIN TEXMELUCAN	122	100	-18%	32	23	-28%	154	123	-20%	0%
CIUDAD DE MÉXICO	TLAHUAC	90	60	-33%	41	62	51%	131	122	-7%	0%
OAXACA	OAXACA DE JUAREZ	58	52	-10%	56	69	23%	114	121	6%	0%
QUERETARO	SAN JUAN DEL RIO	43	75	74%	77	45	-42%	120	120	0%	0%
SONORA	CAJEME	28	40	43%	53	80	51%	81	120	48%	0%
TLAXCALA	TLAXCALA	73	84	15%	47	35	-26%	120	119	-1%	0%
MEXICO	TULTEPEC	54	70	30%	35	46	31%	89	116	30%	0%
MORELOS	JIUTEPEC	71	72	1%	47	42	-11%	118	114	-3%	0%
BAJA CALIFORNIA	ENSENADA	18	23	28%	61	90	48%	79	113	43%	0%
VERACRUZ	MINATITLAN	113	72	-36%	47	41	-13%	160	113	-29%	0%
TLAXCALA	CALPULALPAN	71	81	14%	16	31	94%	87	112	29%	0%
MEXICO	VALLE DE CHALCO SOLIDARIDAD	78	68	-13%	43	40	-7%	121	108	-11%	0%
MICHOACAN	LAZARO CARDENAS	114	59	-48%	39	48	23%	153	107	-30%	0%
MEXICO	TEPOTZOTLAN	52	76	46%	21	29	38%	73	105	44%	0%
PUEBLA	SAN ANDRES CHOLULA	48	74	54%	42	30	-29%	90	104	16%	0%
CIUDAD DE MÉXICO	MAGDALENA CONTRERAS LA	30	50	67%	36	49	36%	66	99	50%	0%
PUEBLA	CUAUTLACINGO	56	65	16%	18	32	78%	74	97	31%	0%
YUCATAN	MERIDA	30	24	-20%	100	73	-27%	130	97	-25%	0%
MEXICO	ACOLMAN	85	71	-16%	25	25	0%	110	96	-13%	0%
JALISCO	SALTO EL	42	54	29%	35	41	17%	77	95	23%	0%
VERACRUZ	ACAYUCAN	45	76	69%	5	15	200%	50	91	82%	0%
HIDALGO	TULA DE ALLENDE	61	47	-23%	43	43	0%	104	90	-13%	0%
QUERETARO	MARQUES EL	45	39	-13%	43	51	19%	88	90	2%	0%
JALISCO	PUERTO VALLARTA	29	13	-55%	62	73	18%	91	86	-5%	0%
MEXICO	HUEHUETOCA	45	55	22%	26	31	19%	71	86	21%	0%
MEXICO	METEPEC	43	43	0%	61	43	-30%	104	86	-17%	0%
COAHUILA	SALTILLO	43	26	-40%	52	58	12%	95	84	-12%	0%
VERACRUZ	BOCA DEL RIO	38	27	-29%	57	57	0%	95	84	-12%	0%
NUEVO LEON	GENERAL ESCOBEDO	50	27	-46%	51	55	8%	101	82	-19%	0%
MICHOACAN	ZAMORA	61	49	-20%	24	32	33%	85	81	-5%	0%
MEXICO	CHICHOLOAPAN	74	47	-36%	34	33	-3%	108	80	-26%	0%
PUEBLA	AMOZOC	87	61	-30%	18	19	6%	105	80	-24%	0%
TLAXCALA	APIZACO	70	47	-33%	24	32	33%	94	79	-16%	0%
VERACRUZ	POZA RICA DE HIDALGO	49	46	-6%	43	33	-23%	92	79	-14%	0%
SINALOA	AHOME	67	46	-31%	29	31	7%	96	77	-20%	0%
GUERRERO	ZIHUATANEJO DE AZUETA	74	60	-19%	19	15	-21%	93	75	-19%	0%
CIUDAD DE MÉXICO	CUAJIMALPA DE MORELOS	26	31	19%	39	43	10%	65	74	14%	0%
GUANAJUATO	CORTAZAR	22	61	177%	15	13	-13%	37	74	100%	0%
HIDALGO	TULANCINGO DE BRAVO	47	41	-13%	27	33	22%	74	74	0%	0%
GUANAJUATO	SILAO	52	51	-2%	44	21	-52%	96	72	-25%	0%
QUINTANA ROO	SOLIDARIDAD	18	17	-6%	36	55	53%	54	72	33%	0%
PUEBLA	ACATZINGO	58	53	-9%	12	16	33%	70	69	-1%	0%
TABASCO	COMALCALCO	187	42	-78%	34	26	-24%	221	68	-69%	0%

MORELOS	CUAUTLA	39	34	-13%	33	33	0%	72	67	-7%	0%
PUEBLA	SAN PEDRO CHOLULA	27	40	48%	14	27	93%	41	67	63%	0%
VERACRUZ	SAYULA DE ALEMAN	18	52	189%	8	14	75%	26	66	154%	0%
VERACRUZ	ORIZABA	87	52	-40%	31	13	-58%	118	65	-45%	0%
COLIMA	MANZANILLO	17	14	-18%	15	50	233%	32	64	100%	0%
PUEBLA	ESPERANZA	94	56	-40%	13	6	-54%	107	62	-42%	0%
SAN LUIS POTOSI	SOLEDAD DE GRACIANO SANCHEZ	26	25	-4%	21	37	76%	47	62	32%	0%
TAMAULIPAS	TAMPICO	27	29	7%	41	32	-22%	68	61	-10%	0%
GUANAJUATO	GUANAJUATO	32	28	-13%	29	31	7%	61	59	-3%	0%
MEXICO	TEOLOYUCAN	39	45	15%	10	14	40%	49	59	20%	0%
DURANGO	GOMEZ PALACIO	33	32	-3%	30	24	-20%	63	56	-11%	0%
QUERETARO	CORREGIDORA	21	28	33%	33	28	-15%	54	56	4%	0%
PUEBLA	CORONANGO	40	41	3%	11	14	27%	51	55	8%	0%
TABASCO	HUIMANGUILLO	57	40	-30%	17	15	-12%	74	55	-26%	0%
MEXICO	HUIXQUILUCAN	35	25	-29%	24	29	21%	59	54	-8%	0%
PUEBLA	HUEJOTZINGO	22	37	68%	6	17	183%	28	54	93%	0%
NAYARIT	TEPIC	29	27	-7%	34	25	-26%	63	52	-17%	0%
TLAXCALA	HUAMANTLA	49	39	-20%	13	13	0%	62	52	-16%	0%
HIDALGO	TIZAYUCA	47	32	-32%	32	18	-44%	79	50	-37%	0%
NUEVO LEON	SANTA CATARINA	16	11	-31%	31	39	26%	47	50	6%	0%
JALISCO	TEPATITLAN DE MORELOS	18	29	61%	16	20	25%	34	49	44%	0%
NUEVO LEON	CADEREYTA JIMENEZ	23	32	39%	33	16	-52%	56	48	-14%	0%
NUEVO LEON	GARCIA	14	18	29%	26	30	15%	40	48	20%	0%
PUEBLA	CHALCHICOMULA DE SESMA	72	35	-51%	13	11	-15%	85	46	-46%	0%
GUANAJUATO	APASEO EL GRANDE	36	25	-31%	8	18	125%	44	43	-2%	0%
DURANGO	DURANGO	30	23	-23%	37	19	-49%	67	42	-37%	0%
NUEVO LEON	JUAREZ	13	12	-8%	26	30	15%	39	42	8%	0%
TAMAULIPAS	ALTAMIRA	22	18	-18%	25	24	-4%	47	42	-11%	0%
GUANAJUATO	SAN MIGUEL DE ALLENDE	25	27	8%	17	14	-18%	42	41	-2%	0%
MEXICO	LERMA	27	18	-33%	12	23	92%	39	41	5%	0%
TAMAULIPAS	NUEVO LAREDO	23	23	0%	16	18	13%	39	41	5%	0%
GUERRERO	IGUALA DE LA INDEPENDENCIA	62	32	-48%	4	8	100%	66	40	-39%	0%
HIDALGO	TEPEJI DEL RIO DE OCAMPO	20	19	-5%	4	21	425%	24	40	67%	0%
JALISCO	LAGOS DE MORENO	26	18	-31%	15	22	47%	41	40	-2%	0%
MEXICO	TEZOYUCA	16	27	69%	11	12	9%	27	39	44%	0%
MEXICO	OTUMBA	15	28	87%	8	10	25%	23	38	65%	0%
PUEBLA	HUAUCHINANGO	33	23	-30%	10	15	50%	43	38	-12%	0%
PUEBLA	PALMAR DE BRAVO	55	31	-44%	9	7	-22%	64	38	-41%	0%
SONORA	NOGALES	6	9	50%	15	29	93%	21	38	81%	0%
GUANAJUATO	VALLE DE SANTIAGO	24	33	38%	6	4	-33%	30	37	23%	0%
TABASCO	CUNDUACAN	100	27	-73%	26	10	-62%	126	37	-71%	0%
MEXICO	TEOTIHUACAN	30	32	7%	5	4	-20%	35	36	3%	0%
PUEBLA	ATLIXCO	36	17	-53%	17	18	6%	53	35	-34%	0%
PUEBLA	CHIGNAHUAPAN	12	24	100%	5	11	120%	17	35	106%	0%
PUEBLA	QUECHOLAC	12	29	142%	3	6	100%	15	35	133%	0%
VERACRUZ	COSOLEACAQUE	51	25	-51%	18	10	-44%	69	35	-49%	0%
MICHOACAN	PIEDAD LA	38	23	-39%	14	9	-36%	52	32	-38%	0%
NUEVO LEON	ALLENDE	8	20	150%	19	12	-37%	27	32	19%	0%
SINALOA	GUASAVE	25	22	-12%	5	10	100%	30	32	7%	0%
TABASCO	NACAJUCA	30	14	-53%	20	18	-10%	50	32	-36%	0%
TABASCO	PARAISO	68	16	-76%	18	16	-11%	86	32	-63%	0%
VERACRUZ	ANTIGUA LA	13	22	69%	3	10	233%	16	32	100%	0%
VERACRUZ	TIERRA BLANCA	27	27	0%	10	5	-50%	37	32	-14%	0%
COLIMA	COLIMA	11	7	-36%	23	24	4%	34	31	-9%	0%
VERACRUZ	EMILIANO ZAPATA	17	22	29%	4	9	125%	21	31	48%	0%
CAMPECHE	CARMEN	13	5	-62%	34	25	-26%	47	30	-36%	0%
CHIAPAS	TAPACHULA	41	12	-71%	27	18	-33%	68	30	-56%	0%
GUANAJUATO	VILLAGRAN	11	24	118%	2	6	200%	13	30	131%	0%
MEXICO	JILOTEPEC	36	25	-31%	8	5	-38%	44	30	-32%	0%
TAMAULIPAS	MATAMOROS	38	18	-53%	12	12	0%	50	30	-40%	0%
MEXICO	VALLE DE BRAVO	9	20	122%	2	9	350%	11	29	164%	0%
OAXACA	SAN JUAN BAUTISTA TUXTEPEC	14	22	57%	5	7	40%	19	29	53%	0%
TAMAULIPAS	CIUDAD MADERO	14	10	-29%	24	19	-21%	38	29	-24%	0%
VERACRUZ	FORTIN	28	18	-36%	11	11	0%	39	29	-26%	0%
MEXICO	ATLACOMULCO	16	13	-19%	20	15	-25%	36	28	-22%	0%

TABASCO	VILLAHERMOSA		18	100%		10	100%	0	28	100%	0%
VERACRUZ	AMATLAN DE LOS REYES	15	25	67%	5	3	-40%	20	28	40%	0%
VERACRUZ	PEROTE	19	19	0%	11	8	-27%	30	27	-10%	0%
ZACATECAS	ZACATECAS	30	15	-50%	13	12	-8%	43	27	-37%	0%
HIDALGO	TEPEAPULCO	15	11	-27%	6	15	150%	21	26	24%	0%
JALISCO	ZAPOTLANEJO	9	12	33%	8	14	75%	17	26	53%	0%
HIDALGO	MINERAL DE LA REFORMA	10	11	10%	20	14	-30%	30	25	-17%	0%
MEXICO	ZINACANTEPEC	10	15	50%	8	10	25%	18	25	39%	0%
MORELOS	TEMIXCO	14	15	7%	14	10	-29%	28	25	-11%	0%
TAMAULIPAS	VICTORIA	16	12	-25%	15	13	-13%	31	25	-19%	0%
ZACATECAS	CALERA	3	18	500%	1	6	500%	4	24	500%	0%
BAJA CALIFORNIA	PLAYAS DE ROSARITO	16	9	-44%	15	14	-7%	31	23	-26%	0%
BAJA CALIFORNIA SUR	PAZ LA	5	6	20%	22	17	-23%	27	23	-15%	0%
CHIAPAS	REFORMA	22	14	-36%	6	9	50%	28	23	-18%	0%
GUANAJUATO	ABASOLO	17	15	-12%	5	8	60%	22	23	5%	0%
MEXICO	AMECAMECA	27	18	-33%	14	5	-64%	41	23	-44%	0%
MEXICO	MELCHOR OCAMPO	13	11	-15%	5	12	140%	18	23	28%	0%
MORELOS	EMILIANO ZAPATA	14	16	14%	10	7	-30%	24	23	-4%	0%
NUEVO LEON	SAN PEDRO GARZA GARCIA	17	11	-35%	41	12	-71%	58	23	-60%	0%
HIDALGO	ATOTONILCO DE TULA	8	10	25%	2	12	500%	10	22	120%	0%
TLAXCALA	YAUHQUEMECAN	12	15	25%	10	7	-30%	22	22	0%	0%
VERACRUZ	CUITLAHUAC	18	19	6%	7	3	-57%	25	22	-12%	0%
JALISCO	ACATLAN DE JUAREZ	5	17	240%		4	100%	5	21	320%	0%
JALISCO	ARANDAS	9	7	-22%	4	14	250%	13	21	62%	0%
NAYARIT	BAHIA DE BANDERAS	16	4	-75%	18	17	-6%	34	21	-38%	0%
OAXACA	HUAJUAPAM DE LEON	7	13	86%	9	8	-11%	16	21	31%	0%
SINALOA	SALVADOR ALVARADO	15	14	-7%	7	7	0%	22	21	-5%	0%
VERACRUZ	TUXPAN	18	9	-50%	7	12	71%	25	21	-16%	0%
CHIAPAS	SAN CRISTOBAL DE LAS CASAS	9	9	0%	9	11	22%	18	20	11%	0%
CIUDAD DE MÉXICO	MILPA ALTA	5	10	100%	9	10	11%	14	20	43%	0%
COAHUILA	MONCLOVA	11	9	-18%	11	11	0%	22	20	-9%	0%
GUANAJUATO	APASEO EL ALTO	12	11	-8%	4	9	125%	16	20	25%	0%
MEXICO	ATENCO	22	11	-50%	4	9	125%	26	20	-23%	0%
MICHOACAN	BUENAVISTA	16	16	0%	5	4	-20%	21	20	-5%	0%
MICHOACAN	TACAMBARO	9	11	22%	4	9	125%	13	20	54%	0%
MICHOACAN	ZITACUARO	7	8	14%	5	12	140%	12	20	67%	0%
MORELOS	YAUTEPEC	15	11	-27%	6	9	50%	21	20	-5%	0%
OAXACA	SALINA CRUZ	5	4	-20%	4	16	300%	9	20	122%	0%
PUEBLA	CADADA MORELOS	25	15	-40%	3	5	67%	28	20	-29%	0%
PUEBLA	IZUCAR DE MATAMOROS	17	12	-29%	10	8	-20%	27	20	-26%	0%
PUEBLA	ZACATLAN	7	17	143%	6	3	-50%	13	20	54%	0%
TABASCO	DESCONOCIDO	11	15	36%	11	5	-55%	22	20	-9%	0%
CIUDAD DE MÉXICO	DESCONOCIDO	19	14	-26%	8	5	-38%	27	19	-30%	0%
JALISCO	OCOTLAN	11	12	9%	11	7	-36%	22	19	-14%	0%
MEXICO	COYOTEPEC	3	17	467%	4	2	-50%	7	19	171%	0%
VERACRUZ	IXTACZOQUITLAN	19	14	-26%	6	5	-17%	25	19	-24%	0%
VERACRUZ	JALTIPLAN	5	14	180%		5	100%	5	19	280%	0%
BAJA CALIFORNIA	TECATE	3	3	0%	20	15	-25%	23	18	-22%	0%
GUANAJUATO	SAN JOSE ITURBIDE	7	9	29%	13	9	-31%	20	18	-10%	0%
MICHOACAN	PATZCUARO	23	13	-43%	9	5	-44%	32	18	-44%	0%
PUEBLA	LIBRES	34	9	-74%	5	9	80%	39	18	-54%	0%
PUEBLA	TEZIUTLAN	6	11	83%	4	7	75%	10	18	80%	0%
QUINTANA ROO	COZUMEL	3	7	133%	10	11	10%	13	18	38%	0%
SINALOA	NAVOLATO	39	10	-74%	9	8	-11%	48	18	-63%	0%
TAMAULIPAS	MANTE EL	4	9	125%		9	100%	4	18	350%	0%
ZACATECAS	GUADALUPE	14	11	-21%	10	7	-30%	24	18	-25%	0%
COLIMA	VILLA DE ALVAREZ	8	2	-75%	6	15	150%	14	17	21%	0%
JALISCO	CHAPALA	7	7	0%	12	10	-17%	19	17	-11%	0%
MORELOS	HUITZILAC	13	16	23%	2	1	-50%	15	17	13%	0%
TABASCO	MACUSPANA	44	10	-77%	17	7	-59%	61	17	-72%	0%
BAJA CALIFORNIA SUR	CABOS LOS	7	2	-71%	11	14	27%	18	16	-11%	0%
CHIAPAS	PALENQUE	16	14	-13%	4	2	-50%	20	16	-20%	0%
GUANAJUATO	PENJAMO	34	11	-68%	8	5	-38%	42	16	-62%	0%
GUANAJUATO	SALVATIERRA	2	11	450%	6	5	-17%	8	16	100%	0%
MEXICO	JALTENCO	16	10	-38%	7	6	-14%	23	16	-30%	0%

OAXACA	SANTO DOMINGO TEHUANTEPEC	21	9	-57%	5	7	40%	26	16	-38%	0%
QUINTANA ROO	TULUM	3	4	33%	2	12	500%	5	16	220%	0%
SAN LUIS POTOSI	MATEHUALA	10	10	0%	10	6	-40%	20	16	-20%	0%
SONORA	PUERTO PEDASCO	3	10	233%	8	6	-25%	11	16	45%	0%
VERACRUZ	CHOAPAS LAS	15	7	-53%	6	9	50%	21	16	-24%	0%
VERACRUZ	MEDELLIN	5	6	20%	10	10	0%	15	16	7%	0%
VERACRUZ	RIO BLANCO	12	11	-8%	5	5	0%	17	16	-6%	0%
CAMPECHE	CAMPECHE	13	8	-38%	15	7	-53%	28	15	-46%	0%
MICHOACAN	ARIO	6	9	50%	3	6	100%	9	15	67%	0%
MICHOACAN	REYES LOS	11	11	0%	1	4	300%	12	15	25%	0%
NUEVO LEON	SANTIAGO	15	8	-47%	13	7	-46%	28	15	-46%	0%
PUEBLA	SAN SALVADOR HUIXCOLOTLA	12	10	-17%	4	5	25%	16	15	-6%	0%
PUEBLA	TLACOTEPEC DE BENITO JUAREZ	27	12	-56%	2	3	50%	29	15	-48%	0%
QUERETARO	PEDRO ESCOBEDO	15	6	-60%	4	9	125%	19	15	-21%	0%
SINALOA	ESCUINAPA	11	13	18%		2	100%	11	15	36%	0%
SONORA	GUAYMAS	6	6	0%	10	9	-10%	16	15	-6%	0%
CHIHUAHUA	DELICIAS	2	4	100%	8	10	25%	10	14	40%	0%
GUANAJUATO	ACAMBARO	6	6	0%	4	8	100%	10	14	40%	0%
GUANAJUATO	SAN FRANCISCO DEL RINCON	7	8	14%	9	6	-33%	16	14	-13%	0%
HIDALGO	ATITALAQUIA	8	5	-38%	4	9	125%	12	14	17%	0%
MEXICO	SAN MATEO ATENCO	9	10	11%	11	4	-64%	20	14	-30%	0%
MICHOACAN	GABRIEL ZAMORA	5	10	100%		4	100%	5	14	180%	0%
MICHOACAN	MUGICA	36	9	-75%	9	5	-44%	45	14	-69%	0%
OAXACA	JUCHITAN DE ZARAGOZA	57	6	-89%	6	8	33%	63	14	-78%	0%
PUEBLA	CUAPIAXTLA DE MADERO	5	10	100%	1	4	300%	6	14	133%	0%
TAMAULIPAS	RIO BRAVO	35	11	-69%	4	3	-25%	39	14	-64%	0%
GUANAJUATO	JARAL DEL PROGRESO	10	9	-10%		4	100%	10	13	30%	0%
HIDALGO	IXMIQUILPAN	8	11	38%	4	2	-50%	12	13	8%	0%
HIDALGO	ZEMPOALA	6	5	-17%	4	8	100%	10	13	30%	0%
PUEBLA	REYES DE JUAREZ LOS	6	9	50%		4	100%	6	13	117%	0%
QUINTANA ROO	DESCONOCIDO	7	4	-43%	26	9	-65%	33	13	-61%	0%
QUINTANA ROO	OTHON P. BLANCO	5	2	-60%	13	11	-15%	18	13	-28%	0%
VERACRUZ	MARTINEZ DE LA TORRE	15	8	-47%	7	5	-29%	22	13	-41%	0%
VERACRUZ	TRES VALLES	3	13	333%			100%	3	13	333%	0%
BAJA CALIFORNIA SUR	LOS CABOS	2	6	200%	15	6	-60%	17	12	-29%	0%
CHIAPAS	CHIAPA DE CORZO	4	6	50%	5	6	20%	9	12	33%	0%
GUANAJUATO	SAN LUIS DE LA PAZ	9	5	-44%	7	7	0%	16	12	-25%	0%
GUANAJUATO	SANTA CRUZ DE JUVENTINO ROSAS	7	7	0%	3	5	67%	10	12	20%	0%
HIDALGO	HUICHAPAN	10	7	-30%	4	5	25%	14	12	-14%	0%
JALISCO	SAN JUAN DE LOS LAGOS	6	11	83%	14	1	-93%	20	12	-40%	0%
MEXICO	APAXCO	9	5	-44%		7	100%	9	12	33%	0%
MEXICO	AXAPUSCO	11	10	-9%	2	2	0%	13	12	-8%	0%
MEXICO	IXTLAHUACA	7	8	14%	9	4	-56%	16	12	-25%	0%
MEXICO	NEXTLALPAN	26	10	-62%	10	2	-80%	36	12	-67%	0%
MICHOACAN	PERIBAN	4	8	100%	3	4	33%	7	12	71%	0%
MICHOACAN	ZACAPU	11	10	-9%	3	2	-33%	14	12	-14%	0%
MICHOACAN	ZINAPECUARO	4	5	25%	2	7	250%	6	12	100%	0%
MORELOS	JOJUTLA	7	8	14%	3	4	33%	10	12	20%	0%
MORELOS	XOCHITEPEC	12	10	-17%	5	2	-60%	17	12	-29%	0%
NUEVO LEON	PESQUERIA	7	5	-29%	6	7	17%	13	12	-8%	0%
PUEBLA	ACAJETE	21	10	-52%	4	2	-50%	25	12	-52%	0%
PUEBLA	NICOLAS BRAVO	9	7	-22%		5	100%	9	12	33%	0%
TLAXCALA	CHIAUTEMPAN	25	7	-72%	12	5	-58%	37	12	-68%	0%
TLAXCALA	SAN PABLO DEL MONTE	17	6	-65%	5	6	20%	22	12	-45%	0%
VERACRUZ	COSAMALOAPAN DE CARPIO	15	8	-47%	5	4	-20%	20	12	-40%	0%
VERACRUZ	PAPANTLA	24	7	-71%	6	5	-17%	30	12	-60%	0%
ZACATECAS	FRESNILLO	3	6	100%	7	6	-14%	10	12	20%	0%
AGUASCALIENTES	JESUS MARIA	13	3	-77%	14	8	-43%	27	11	-59%	0%
CHIAPAS	COMITAN DE DOMINGUEZ	6	5	-17%	4	6	50%	10	11	10%	0%
DURANGO	LERDO	10	7	-30%	3	4	33%	13	11	-15%	0%
GUERRERO	EDUARDO NERI	12	7	-42%	1	4	300%	13	11	-15%	0%
JALISCO	ATOTONILCO EL ALTO	2	2	0%	4	9	125%	6	11	83%	0%
MEXICO	DESCONOCIDO	18	6	-67%	2	5	150%	20	11	-45%	0%
MEXICO	TEMASCALAPA	8	10	25%	2	1	-50%	10	11	10%	0%
MEXICO	TLALMANALCO	5	9	80%	6	2	-67%	11	11	0%	0%

MICHOACAN	TARIMBARO	6	6	0%	5	5	0%	11	11	0%	0%
PUEBLA	AHUAZOTEPEC	11	4	-64%	1	7	600%	12	11	-8%	0%
SINALOA	ELOTA	13	8	-38%	2	3	50%	15	11	-27%	0%
SONORA	NAVOJOA	9	6	-33%	12	5	-58%	21	11	-48%	0%
SONORA	SAN LUIS RIO COLORADO	2		-100%	8	11	38%	10	11	10%	0%
TABASCO	CENTLA	7	8	14%	2	3	50%	9	11	22%	0%
CHIAPAS	OCOSINGO	4	6	50%	2	4	100%	6	10	67%	0%
CHIHUAHUA	CUAUHTEMOC	4	6	50%	4	4	0%	8	10	25%	0%
COLIMA	TECOMAN	4	1	-75%	1	9	800%	5	10	100%	0%
HIDALGO	SINGUILUCAN	6	7	17%	1	3	200%	7	10	43%	0%
JALISCO	ZAPOTLAN EL GRANDE	8	5	-38%	10	5	-50%	18	10	-44%	0%
MICHOACAN	HUANDACAREO		2	100%		8	100%	0	10	100%	0%
MICHOACAN	JACONA	7	8	14%	8	2	-75%	15	10	-33%	0%
NUEVO LEON	MONTEMORELOS	6	6	0%	5	4	-20%	11	10	-9%	0%
PUEBLA	ORIENTAL	5	8	60%	1	2	100%	6	10	67%	0%
TABASCO	EMILIANO ZAPATA	7	4	-43%	2	6	200%	9	10	11%	0%
TABASCO	JALPA DE MENDEZ	48	8	-83%	7	2	-71%	55	10	-82%	0%
VERACRUZ	NOGALES	7	6	-14%	4	4	0%	11	10	-9%	0%
VERACRUZ	TIHUATLAN	11	6	-45%	6	4	-33%	17	10	-41%	0%
GUERRERO	PETATLAN	2	5	150%	4	4	0%	6	9	50%	0%
JALISCO	ENCARNACION DE DIAZ	2	1	-50%	3	8	167%	5	9	80%	0%
JALISCO	GUACHINANGO	4	4	0%	4	5	25%	8	9	13%	0%
MEXICO	ALMOLOYA DE JUAREZ	5	6	20%	5	3	-40%	10	9	-10%	0%
MEXICO	SAN MARTIN DE LAS PIRAMIDES	10	5	-50%	3	4	33%	13	9	-31%	0%
MEXICO	XONACATLAN	3	4	33%	3	5	67%	6	9	50%	0%
NUEVO LEON	SALINAS VICTORIA	4	2	-50%	9	7	-22%	13	9	-31%	0%
PUEBLA	TOCHTEPEC	4	8	100%		1	100%	4	9	125%	0%
SINALOA	ANGOSTURA	9	8	-11%	1	1	0%	10	9	-10%	0%
SONORA	DESCONOCIDO	11	1	-91%	5	8	60%	16	9	-44%	0%
SONORA	HUATABAMPO		5	100%	1	4	300%	1	9	800%	0%
TLAXCALA	IXTACUIXTLA DE MARIANO MATAM	5	7	40%		2	100%	5	9	80%	0%
VERACRUZ	CAMERINO Z MENDOZA	11	6	-45%	1	3	200%	12	9	-25%	0%
VERACRUZ	COATZINTLA		6	100%		3	100%	0	9	100%	0%
CHIHUAHUA	HIDALGO DEL PARRAL	3	6	100%	2	2	0%	5	8	60%	0%
COAHUILA	PIEDRAS NEGRAS	1	1	0%	5	7	40%	6	8	33%	0%
COAHUILA	RAMOS ARIZPE	5	2	-60%	6	6	0%	11	8	-27%	0%
GUANAJUATO	COMONFORT	12	4	-67%		4	100%	12	8	-33%	0%
GUANAJUATO	MOROLEON		4	100%	3	4	33%	3	8	167%	0%
GUANAJUATO	PURISIMA DEL RINCON	1	2	100%		6	100%	1	8	700%	0%
GUANAJUATO	TARIMORO	3	5	67%	1	3	200%	4	8	100%	0%
GUANAJUATO	YURIRIA	2	3	50%		5	100%	2	8	300%	0%
GUERRERO	TAXCO DE ALARCON	11	7	-36%	3	1	-67%	14	8	-43%	0%
HIDALGO	TLAXCOAPAN	1	5	400%	3	3	0%	4	8	100%	0%
JALISCO	ARENAL EL	1	5	400%	6	3	-50%	7	8	14%	0%
JALISCO	IXTLAHUACAN DE LOS MEMBRILLOS	9	3	-67%	7	5	-29%	16	8	-50%	0%
JALISCO	TEQUILA	5	5	0%	5	3	-40%	10	8	-20%	0%
MEXICO	NOPALTEPEC	6	3	-50%	3	5	67%	9	8	-11%	0%
MEXICO	OCOYOACAC	3	4	33%	4	4	0%	7	8	14%	0%
MEXICO	POLOTITLAN	11	8	-27%	1		-100%	12	8	-33%	0%
MICHOACAN	ARTEAGA	9	4	-56%	3	4	33%	12	8	-33%	0%
MICHOACAN	PURUANDIRO		4	100%		4	100%	0	8	100%	0%
MICHOACAN	SAHUAYO	14	5	-64%	8	3	-63%	22	8	-64%	0%
MICHOACAN	SALVADOR ESCALANTE	7	4	-43%	1	4	300%	8	8	0%	0%
NUEVO LEON	MARIN		2	100%	1	6	500%	1	8	700%	0%
PUEBLA	YEHUALTEPEC	15	6	-60%	8	2	-75%	23	8	-65%	0%
QUERETARO	EZEQUIEL MONTES	4	3	-25%	2	5	150%	6	8	33%	0%
QUERETARO	TEQUISQUIAPAN	2		-100%	6	8	33%	8	8	0%	0%
SAN LUIS POTOSI	EBANO	1	1	0%	1	7	600%	2	8	300%	0%
TLAXCALA	PAPALOTLA DE XICHTENCATL	5	7	40%	1	1	0%	6	8	33%	0%
TLAXCALA	TETLATLAHUCA	1	5	400%		3	100%	1	8	700%	0%
TLAXCALA	TLAXCO	7	5	-29%	1	3	200%	8	8	0%	0%
TLAXCALA	XALOZTOC	10	8	-20%			100%	10	8	-20%	0%
TLAXCALA	XICOHTZINCO	1	8	700%	1		-100%	2	8	300%	0%
TLAXCALA	ZACATELCO	2	6	200%	4	2	-50%	6	8	33%	0%
VERACRUZ	SAN ANDRES TUXTLA	5	7	40%	2	1	-50%	7	8	14%	0%

AGUASCALIENTES	SAN FRANCISCO DE LOS ROMO	1	4	300%	5	3	-40%	6	7	17%	0%
CHIAPAS	HUIXTLA	9		-100%	3	7	133%	12	7	-42%	0%
COAHUILA	CASTADOS	4	4	0%	2	3	50%	6	7	17%	0%
GUERRERO	CHILAPA DE ALVAREZ	2	5	150%	1	2	100%	3	7	133%	0%
HIDALGO	ACAXOCHITLAN	6	4	-33%	1	3	200%	7	7	0%	0%
HIDALGO	APAN	9	6	-33%	5	1	-80%	14	7	-50%	0%
HIDALGO	EMILIANO ZAPATA	6	4	-33%	2	3	50%	8	7	-13%	0%
JALISCO	PONCITLAN	1	4	300%	2	3	50%	3	7	133%	0%
JALISCO	TALA	5	5	0%	5	2	-60%	10	7	-30%	0%
JALISCO	ZACOALCO DE TORRES		3	100%	1	4	300%	1	7	600%	0%
MEXICO	CALIMAYA	5	3	-40%	4	4	0%	9	7	-22%	0%
MEXICO	OTZOLOTEPEC		5	100%		2	100%	0	7	100%	0%
MEXICO	OZUMBA	2	5	150%		2	100%	2	7	250%	0%
MEXICO	SOYANUILPAN DE JUAREZ	1	3	200%	1	4	300%	2	7	250%	0%
MEXICO	TEJUPILCO	2	5	150%	3	2	-33%	5	7	40%	0%
MEXICO	TIANGUISTENCO	3	5	67%	3	2	-33%	6	7	17%	0%
MEXICO	TONANITLA	3	6	100%		1	100%	3	7	133%	0%
MEXICO	VILLA GUERRERO	2	6	200%	2	1	-50%	4	7	75%	0%
MICHOACAN	ZIRACUARETIRO	1	5	400%	1	2	100%	2	7	250%	0%
NAYARIT	ACAPONETA	6	7	17%	2		-100%	8	7	-13%	0%
OAXACA	HEROICA CIUDAD DE EJUTLA DE C	3	5	67%		2	100%	3	7	133%	0%
OAXACA	SANTA LUCIA DEL CAMINO	6	4	-33%	2	3	50%	8	7	-13%	0%
PUEBLA	SAN MIGUEL XOXTLA	5	7	40%	3		-100%	8	7	-13%	0%
PUEBLA	SANTIAGO MIAHUATLAN	9	5	-44%	2	2	0%	11	7	-36%	0%
PUEBLA	TECALI DE HERRERA	5	6	20%		1	100%	5	7	40%	0%
QUERETARO	CADEREYTA DE MONTES	2	4	100%	2	3	50%	4	7	75%	0%
SINALOA	SINALOA	15	5	-67%	2	2	0%	17	7	-59%	0%
TABASCO	TENOSIQUE	17	6	-65%	1	1	0%	18	7	-61%	0%
TLAXCALA	HUEYOTLIPAN	2	3	50%	1	4	300%	3	7	133%	0%
VERACRUZ	ACTOPAN		7	100%			100%	0	7	100%	0%
VERACRUZ	HUATUSCO	5	5	0%	2	2	0%	7	7	0%	0%
GUANAJUATO	DOLORES HIDALGO	5	3	-40%	1	3	200%	6	6	0%	0%
GUANAJUATO	HUANIMARO	2	5	150%	1	1	0%	3	6	100%	0%
GUERRERO	ATOYAC DE ALVAREZ	2	5	150%	2	1	-50%	4	6	50%	0%
GUERRERO	TECPAN DE GALEANA	9	6	-33%	1		-100%	10	6	-40%	0%
JALISCO	COCULA	2	4	100%	2	2	0%	4	6	50%	0%
JALISCO	JALOSTOTITLAN	1	3	200%	4	3	-25%	5	6	20%	0%
JALISCO	SAN JULIAN		3	100%	1	3	200%	1	6	500%	0%
JALISCO	SAYULA	4	3	-25%	2	3	50%	6	6	0%	0%
JALISCO	TAMAZULA DE GORDIANO		3	100%	4	3	-25%	4	6	50%	0%
MEXICO	ACAMBAY	12	5	-58%	3	1	-67%	15	6	-60%	0%
MEXICO	IXTAPAN DE LA SAL	8	3	-63%	3	3	0%	11	6	-45%	0%
MEXICO	SAN ANTONIO LA ISLA	5	3	-40%	2	3	50%	7	6	-14%	0%
MEXICO	TENANCINGO	2	5	150%	5	1	-80%	7	6	-14%	0%
MEXICO	TEQUIXUIAC	3	4	33%	3	2	-33%	6	6	0%	0%
MICHOACAN	PANINDICUARO	2	5	150%		1	100%	2	6	200%	0%
MICHOACAN	PARACUARO	9	4	-56%	1	2	100%	10	6	-40%	0%
MICHOACAN	TEPALCATEPEC	1	6	500%			100%	1	6	500%	0%
MORELOS	YECAPIXTLA	3	4	33%	3	2	-33%	6	6	0%	0%
NUEVO LEON	SABINAS HIDALGO		5	100%	2	1	-50%	2	6	200%	0%
OAXACA	SANTA CRUZ XOXCOTLAN	6		-100%	6	6	0%	12	6	-50%	0%
OAXACA	TLALIXTAC DE CABRERA	3	1	-67%		5	100%	3	6	100%	0%
PUEBLA	SAN SALVADOR EL VERDE	7	4	-43%	1	2	100%	8	6	-25%	0%
QUERETARO	DESCONOCIDO	3	3	0%	7	3	-57%	10	6	-40%	0%
SAN LUIS POTOSI	CARDENAS	19	5	-74%	3	1	-67%	22	6	-73%	0%
SINALOA	MOCORITO	12	5	-58%	1	1	0%	13	6	-54%	0%
TABASCO	TEAPA	4	3	-25%	4	3	-25%	8	6	-25%	0%
TAMAULIPAS	MIGUEL ALEMAN	4	4	0%	3	2	-33%	7	6	-14%	0%
TLAXCALA	AMAXAC DE GUERRERO	2		-100%	1	6	500%	3	6	100%	0%
TLAXCALA	CARMEN TEQUEXQUITLA, EL	3	6	100%	1		-100%	4	6	50%	0%
TLAXCALA	MAGDALENA TLALTELULCO, LA	1	2	100%	1	4	300%	2	6	200%	0%
TLAXCALA	NATIVITAS	5	4	-20%	2	2	0%	7	6	-14%	0%
TLAXCALA	SANCTORUM DE LAZARO CARDENAS	2	3	50%		3	100%	2	6	200%	0%
VERACRUZ	COATEPEC	9	5	-44%	9	1	-89%	18	6	-67%	0%
VERACRUZ	COTAXTLA	16	5	-69%	1	1	0%	17	6	-65%	0%

VERACRUZ	HUEYAPAN DE OCAMPO	1	6	500%	2		-100%	3	6	100%	0%
VERACRUZ	ISLA	4	2	-50%	2	4	100%	6	6	0%	0%
VERACRUZ	OLUTA	1	4	300%		2	100%	1	6	500%	0%
VERACRUZ	TLALIXCOYAN	7	4	-43%		2	100%	7	6	-14%	0%
BAJA CALIFORNIA	DESCONOCIDO	1		-100%	1	5	400%	2	5	150%	0%
CHIAPAS	OCOZOCOAUTLA DE ESPINOSA	6	4	-33%	3	1	-67%	9	5	-44%	0%
CHIAPAS	VENUSTIANO CARRANZA	3	4	33%	6	1	-83%	9	5	-44%	0%
COAHUILA	ARTEAGA	3	3	0%	6	2	-67%	9	5	-44%	0%
COAHUILA	SABINAS		3	100%	1	2	100%	1	5	400%	0%
GUANAJUATO	SAN FELIPE	7	5	-29%	1		-100%	8	5	-38%	0%
GUANAJUATO	TARANDACUAO		1	100%		4	100%	0	5	100%	0%
GUERRERO	ARCELIA	2	5	150%	1		-100%	3	5	67%	0%
GUERRERO	COYUCA DE BENITEZ	2	4	100%		1	100%	2	5	150%	0%
GUERRERO	DESCONOCIDO	11	5	-55%	3		-100%	14	5	-64%	0%
HIDALGO	ACTOPAN	6	2	-67%	3	3	0%	9	5	-44%	0%
HIDALGO	HUEJUTLA DE REYES	1	4	300%	4	1	-75%	5	5	0%	0%
HIDALGO	SANTIAGO TULANTEPEC DE LUGO G	5	2	-60%	2	3	50%	7	5	-29%	0%
HIDALGO	ZIMAPAN	2	3	50%	1	2	100%	3	5	67%	0%
JALISCO	AMECA	1	2	100%		3	100%	1	5	400%	0%
JALISCO	AUTLAN DE NAVARRO		1	100%	2	4	100%	2	5	150%	0%
JALISCO	BARCA LA	12	4	-67%	3	1	-67%	15	5	-67%	0%
JALISCO	JOCOTEPEC	2	4	100%	1	1	0%	3	5	67%	0%
JALISCO	OJUELOS DE JALISCO	2	4	100%	1	1	0%	3	5	67%	0%
JALISCO	TONAYA	1	4	300%		1	100%	1	5	400%	0%
MEXICO	AYAPANGO	2	4	100%	2	1	-50%	4	5	25%	0%
MEXICO	CHINCONCUAC	2	3	50%	7	2	-71%	9	5	-44%	0%
MEXICO	HUEYPOXTLA	3	4	33%	1	1	0%	4	5	25%	0%
MEXICO	TEMOAYA	1	2	100%	2	3	50%	3	5	67%	0%
MICHOACAN	CUITZEO	3	5	67%	1		-100%	4	5	25%	0%
MICHOACAN	MARAVATIO	7	3	-57%	6	2	-67%	13	5	-62%	0%
MICHOACAN	NUEVO PARANGARICUTIRO	1	3	200%		2	100%	1	5	400%	0%
MICHOACAN	TARETAN	6	3	-50%	6	2	-67%	12	5	-58%	0%
MORELOS	AYALA	3	3	0%	1	2	100%	4	5	25%	0%
MORELOS	DESCONOCIDO		3	100%		2	100%	0	5	100%	0%
MORELOS	PUENTE DE IXTLA	3	4	33%	1	1	0%	4	5	25%	0%
NAYARIT	SANTIAGO IXCUINTLA	4	3	-25%	2	2	0%	6	5	-17%	0%
NUEVO LEON	CARMEN	3	2	-33%	3	3	0%	6	5	-17%	0%
NUEVO LEON	DESCONOCIDO	3	4	33%		1	100%	3	5	67%	0%
OAXACA	MATIAS ROMERO	4	5	25%	4		-100%	8	5	-38%	0%
OAXACA	SAN PEDRO POCHUTLA	1	3	200%	1	2	100%	2	5	150%	0%
PUEBLA	DESCONOCIDO	4	4	0%	1	1	0%	5	5	0%	0%
PUEBLA	OCOYUCAN	2	1	-50%		4	100%	2	5	150%	0%
PUEBLA	TEPANCO DE LOPEZ	5	5	0%	1		-100%	6	5	-17%	0%
PUEBLA	TEPEYAHUALCO	3	5	67%	1		-100%	4	5	25%	0%
SAN LUIS POTOSI	CIUDAD VALLES	4		-100%	8	5	-38%	12	5	-58%	0%
SAN LUIS POTOSI	GUADALCAZAR	3	4	33%	3	1	-67%	6	5	-17%	0%
SAN LUIS POTOSI	RIOVERDE	3	3	0%	5	2	-60%	8	5	-38%	0%
SINALOA	FUERTE EL	4	2	-50%		3	100%	4	5	25%	0%
SONORA	AGUA PRIETA	5	2	-60%		3	100%	5	5	0%	0%
SONORA	CABORCA	5		-100%	2	5	150%	7	5	-29%	0%
SONORA	EMPALME	1	2	100%	1	3	200%	2	5	150%	0%
TABASCO	JALAPA	14	3	-79%	3	2	-33%	17	5	-71%	0%
VERACRUZ	ALTOTONGA	6	4	-33%	1	1	0%	7	5	-29%	0%
VERACRUZ	BANDERILLA	1	3	200%	2	2	0%	3	5	67%	0%
VERACRUZ	CHICONTEPEC		2	100%		3	100%	0	5	100%	0%
VERACRUZ	HUILOAPAN	5	5	0%			100%	5	5	0%	0%
VERACRUZ	IGNACIO DE LA LLAVE		5	100%			100%	0	5	100%	0%
VERACRUZ	MALTRATA	10	5	-50%	4		-100%	14	5	-64%	0%
VERACRUZ	PASO DE OVEJAS	2	3	50%		2	100%	2	5	150%	0%
VERACRUZ	TEMAPACHE	7	2	-71%	1	3	200%	8	5	-38%	0%
VERACRUZ	VEGA DE ALATORRE	5	3	-40%		2	100%	5	5	0%	0%
BAJA CALIFORNIA SUR	COMONDU	2		-100%	2	4	100%	4	4	0%	0%
CAMPECHE	ESCARCEGA	5	2	-60%	3	2	-33%	8	4	-50%	0%
CHIHUAHUA	MEOQUI	1	1	0%		3	100%	1	4	300%	0%
CHIHUAHUA	VALLE DE ZARAGOZA		4	100%			100%	0	4	100%	0%

COAHUILA	MATAMOROS	5	1	-80%	4	3	-25%	9	4	-56%	0%
COLIMA	CUAUHTEMOC	6	1	-83%	8	3	-63%	14	4	-71%	0%
DESCONOCIDO	DESCONOCIDO	4	4	0%	1		-100%	5	4	-20%	0%
GUANAJUATO	ROMITA	2	3	50%	3	1	-67%	5	4	-20%	0%
GUANAJUATO	SAN DIEGO DE LA UNION	2	1	-50%	1	3	200%	3	4	33%	0%
GUANAJUATO	URIANGATO	5		-100%		4	100%	5	4	-20%	0%
GUERRERO	COYUCA DE CATALAN	5	4	-20%	1		-100%	6	4	-33%	0%
GUERRERO	TEOLOAPAN	2	4	100%	1		-100%	3	4	33%	0%
GUERRERO	UNION DE ISIDRO MONTES DE OCA	10	4	-60%	1		-100%	11	4	-64%	0%
HIDALGO	METZTITLAN		3	100%		1	100%	0	4	100%	0%
JALISCO	JUANACATLAN		1	100%	5	3	-40%	5	4	-20%	0%
JALISCO	SAN MIGUEL EL ALTO	1	3	200%	2	1	-50%	3	4	33%	0%
JALISCO	VILLA CORONA	1	3	200%		1	100%	1	4	300%	0%
MEXICO	ACULCO	2	3	50%	2	1	-50%	4	4	0%	0%
MEXICO	COATEPEC HARINAS	6	4	-33%			100%	6	4	-33%	0%
MEXICO	JILOTZINGO	3	3	0%		1	100%	3	4	33%	0%
MEXICO	MORELOS	2	4	100%	2		-100%	4	4	0%	0%
MEXICO	TONATICO	8	4	-50%	3		-100%	11	4	-64%	0%
MEXICO	VILLA DEL CARBON	1	2	100%		2	100%	1	4	300%	0%
MICHOACAN	COPANDARO	2		-100%		4	100%	2	4	100%	0%
MICHOACAN	ECUANDUREO	11	3	-73%		1	100%	11	4	-64%	0%
MICHOACAN	JOSE SIXTO VERDUZCO		3	100%		1	100%	0	4	100%	0%
MICHOACAN	MORELOS	3	1	-67%	1	3	200%	4	4	0%	0%
MICHOACAN	PARACHO	6	4	-33%	3		-100%	9	4	-56%	0%
MICHOACAN	TANGANCICUARO	8	1	-88%	2	3	50%	10	4	-60%	0%
MICHOACAN	TANHUATO	11	3	-73%		1	100%	11	4	-64%	0%
MICHOACAN	TINGUINDIN	1	1	0%		3	100%	1	4	300%	0%
MORELOS	TLALTIZAPAN	2	4	100%			100%	2	4	100%	0%
MORELOS	TLAYACAPAN	1	4	300%			100%	1	4	300%	0%
MORELOS	ZACATEPEC DE HIDALGO	3	1	-67%	2	3	50%	5	4	-20%	0%
NUEVO LEON	CHINA		4	100%			100%	0	4	100%	0%
OAXACA	ASUNCION NOCHIXTLAN	1	4	300%			100%	1	4	300%	0%
OAXACA	LOMA BONITA	3	4	33%	1		-100%	4	4	0%	0%
OAXACA	SANTA MARIA HUATULCO	1	2	100%	1	2	100%	2	4	100%	0%
PUEBLA	ATEMPAN	2	3	50%		1	100%	2	4	100%	0%
PUEBLA	CHIAUTLA	4	2	-50%	2	2	0%	6	4	-33%	0%
PUEBLA	CHIETLA	3	3	0%		1	100%	3	4	33%	0%
PUEBLA	JUAN C. BONILLA	3	3	0%	1	1	0%	4	4	0%	0%
PUEBLA	SAN JOSE CHIAPA	7	4	-43%			100%	7	4	-43%	0%
PUEBLA	SAN JUAN ATENCO	1	1	0%	1	3	200%	2	4	100%	0%
PUEBLA	SAN MATIAS TLALANCALECA	3	4	33%			100%	3	4	33%	0%
PUEBLA	SAN SALVADOR EL SECO	12	3	-75%	2	1	-50%	14	4	-71%	0%
PUEBLA	TLAHUAPAN	4	2	-50%	1	2	100%	5	4	-20%	0%
PUEBLA	XICOTEPEC	10	2	-80%	2	2	0%	12	4	-67%	0%
QUERETARO	COLON	2	2	0%		2	100%	2	4	100%	0%
SAN LUIS POTOSI	VILLA DE REYES	2	2	0%		2	100%	2	4	100%	0%
SINALOA	BADIRAGUATO	3	4	33%			100%	3	4	33%	0%
SINALOA	COSALA	2	4	100%			100%	2	4	100%	0%
TABASCO	BALANCAN	2	2	0%	1	2	100%	3	4	33%	0%
TLAXCALA	DESCONOCIDO	2	4	100%	1		-100%	3	4	33%	0%
TLAXCALA	SANTA ISABEL XILOXOTLA	1	2	100%		2	100%	1	4	300%	0%
TLAXCALA	TEOLOCHOLCO	1	2	100%	1	2	100%	2	4	100%	0%
TLAXCALA	TEPETITLAN DE LARDIZABAL	3	4	33%	3		-100%	6	4	-33%	0%
TLAXCALA	TETLA DE LA SOLIDARIDAD	5	3	-40%		1	100%	5	4	-20%	0%
TLAXCALA	TOTOLAC	1	3	200%	2	1	-50%	3	4	33%	0%
VERACRUZ	AGUA DULCE	14	2	-86%	4	2	-50%	18	4	-78%	0%
VERACRUZ	ALVARADO	3	3	0%	1	1	0%	4	4	0%	0%
VERACRUZ	CARRILLO PUERTO		3	100%		1	100%	0	4	100%	0%
VERACRUZ	JESUS CARRANZA	2	1	-50%		3	100%	2	4	100%	0%
VERACRUZ	MOLOACAN	3	4	33%			100%	3	4	33%	0%
VERACRUZ	NANCHITAL DE LAZARO CARDENAS	12	3	-75%	3	1	-67%	15	4	-73%	0%
VERACRUZ	PANUCO	11	2	-82%	4	2	-50%	15	4	-73%	0%
VERACRUZ	SAN RAFAEL	5	1	-80%	2	3	50%	7	4	-43%	0%
VERACRUZ	YANGA	3	4	33%	1		-100%	4	4	0%	0%
AGUASCALIENTES	ASIENTOS		2	100%	1	1	0%	1	3	200%	0%

CHIAPAS	ARRIAGA	3		-100%	2	3	50%	5	3	-40%	0%
CHIAPAS	BERRIOZABAL		3	100%			100%	0	3	100%	0%
CHIAPAS	JUAREZ		2	100%	1	1	0%	1	3	200%	0%
CHIAPAS	PUEBLO NUEVO SOLISTAHUACAN		3	100%			100%	0	3	100%	0%
CHIAPAS	SALTO DE AGUA	3	3	0%	1		-100%	4	3	-25%	0%
CHIAPAS	VILLA FLORES	5	1	-80%	4	2	-50%	9	3	-67%	0%
GUANAJUATO	DOCTOR MORA		1	100%		2	100%	0	3	100%	0%
GUANAJUATO	MANUEL DOBLADO	11	3	-73%	1		-100%	12	3	-75%	0%
GUERRERO	BENITO JUAREZ	1	3	200%			100%	1	3	200%	0%
GUERRERO	JOSE AZUETA	20	2	-90%	2	1	-50%	22	3	-86%	0%
GUERRERO	PUNGARABATO	5		-100%		3	100%	5	3	-40%	0%
HIDALGO	ALMOLOYA		1	100%			100%	0	3	100%	0%
HIDALGO	EPAZOYUCAN	1	1	0%	1	2	100%	2	3	50%	0%
HIDALGO	MINERAL DEL MONTE		2	100%	2	1	-50%	2	3	50%	0%
HIDALGO	PROGRESO DE OBREGON	3		-100%		3	100%	3	3	0%	0%
HIDALGO	VILLA DE TEZONTEPEC	4	1	-75%	1	2	100%	5	3	-40%	0%
HIDALGO	ZAPOTLAN DE JUAREZ	2		-100%	1	3	200%	3	3	0%	0%
JALISCO	AMATITAN		2	100%	1	1	0%	1	3	200%	0%
JALISCO	AYOTLAN	3	1	-67%		2	100%	3	3	0%	0%
JALISCO	JAMAY	2	1	-50%	2	2	0%	4	3	-25%	0%
JALISCO	MAGDALENA	4	3	-25%			100%	4	3	-25%	0%
JALISCO	SAN MARTIN DE HIDALGO	1	2	100%	1	1	0%	2	3	50%	0%
JALISCO	YAHUALICA DE GONZALEZ GALLO		1	100%	2	2	0%	2	3	50%	0%
JALISCO	ZAPOTILIC	3	1	-67%	1	2	100%	4	3	-25%	0%
MEXICO	AMANALCO		2	100%		1	100%	0	3	100%	0%
MEXICO	CHIAUTLA	3	1	-67%	2	2	0%	5	3	-40%	0%
MEXICO	COCOTITLAN	4	1	-75%	1	2	100%	5	3	-40%	0%
MEXICO	PAPALOTLA		1	100%	1	2	100%	1	3	200%	0%
MEXICO	TENANGO DEL VALLE	5		-100%	2	3	50%	7	3	-57%	0%
MEXICO	XALATLACO	5	1	-80%	2	2	0%	7	3	-57%	0%
MICHOACAN	AGUILILLA	3	2	-33%		1	100%	3	3	0%	0%
MICHOACAN	HIDALGO	2	1	-50%		2	100%	2	3	50%	0%
MICHOACAN	JIQUILPAN	7	3	-57%	3		-100%	10	3	-70%	0%
MICHOACAN	NUEVO URECHO	1	3	200%			100%	1	3	200%	0%
MICHOACAN	PUREPERO	2	2	0%	1	1	0%	3	3	0%	0%
MICHOACAN	QUIROGA	3	2	-33%	1	1	0%	4	3	-25%	0%
MICHOACAN	TANGAMANDAPIO	5	2	-60%	2	1	-50%	7	3	-57%	0%
MORELOS	ATLATLAHUCAN	2	2	0%	3	1	-67%	5	3	-40%	0%
MORELOS	JONACATEPEC	2	2	0%		1	100%	2	3	50%	0%
NAYARIT	COMPOSTELA	1	1	0%	3	2	-33%	4	3	-25%	0%
NUEVO LEON	CIENEGA DE FLORES	8	1	-88%	4	2	-50%	12	3	-75%	0%
NUEVO LEON	GENERAL ZUAZUA	1	1	0%	2	2	0%	3	3	0%	0%
OAXACA	COSOLAPA	1	3	200%	1		-100%	2	3	50%	0%
OAXACA	ESPINAL EL	1	2	100%		1	100%	1	3	200%	0%
OAXACA	SAN AGUSTIN DE LAS JUNTAS	2	3	50%			100%	2	3	50%	0%
OAXACA	SAN PEDRO MIXTEPEC DISTR. 22	2		-100%	2	3	50%	4	3	-25%	0%
OAXACA	SAN SEBASTIAN TUTLA		2	100%	3	1	-67%	3	3	0%	0%
OAXACA	SANTIAGO MATATLAN		3	100%			100%	0	3	100%	0%
OAXACA	SANTIAGO PINOTEPA NACIONAL	3	1	-67%	2	2	0%	5	3	-40%	0%
PUEBLA	CUAUTINCHAN	1	3	200%	2		-100%	3	3	0%	0%
PUEBLA	GUADALUPE VICTORIA	5	1	-80%	2	2	0%	7	3	-57%	0%
PUEBLA	JALPAN	1	2	100%		1	100%	1	3	200%	0%
PUEBLA	RAFAEL LARA GRAJALES	4	2	-50%		1	100%	4	3	-25%	0%
PUEBLA	TEPEXI DE RODRIGUEZ	1	2	100%	1	1	0%	2	3	50%	0%
QUERETARO	AMEALCO DE BONFIL	5	2	-60%	1	1	0%	6	3	-50%	0%
QUERETARO	HUIMILPAN	1	1	0%	4	2	-50%	5	3	-40%	0%
SAN LUIS POTOSI	MEXQUITIC DE CARMONA		3	100%			100%	0	3	100%	0%
SAN LUIS POTOSI	SAN ANTONIO		1	100%	1	2	100%	1	3	200%	0%
SAN LUIS POTOSI	SANTA MARIA DEL RIO	1	2	100%	2	1	-50%	3	3	0%	0%
SINALOA	ROSARIO	15	3	-80%	1		-100%	16	3	-81%	0%
SINALOA	SAN IGNACIO	1	2	100%		1	100%	1	3	200%	0%
SONORA	ETCHOJOA		1	100%		2	100%	0	3	100%	0%
SONORA	MAGDALENA	3	2	-33%		1	100%	3	3	0%	0%
TAMAULIPAS	SAN FERNANDO		3	100%	1		-100%	1	3	200%	0%
TLAXCALA	CONTLA DE JUAN CUAMATZI	1	2	100%	2	1	-50%	3	3	0%	0%

TLAXCALA	NANACAMILPA DE MARIANO ARISTA	4	2	-50%	1	1	0%	5	3	-40%	0%
TLAXCALA	SANTA CRUZ TLAXCALA	4		-100%	1	3	200%	5	3	-40%	0%
TLAXCALA	TENANCINGO	1	1	0%		2	100%	1	3	200%	0%
TLAXCALA	TZOMPANTEPEC		2	100%	1	1	0%	1	3	200%	0%
VERACRUZ	ACULTZINGO	6	2	-67%		1	100%	6	3	-50%	0%
VERACRUZ	AMATITLAN	4	3	-25%			100%	4	3	-25%	0%
VERACRUZ	DESCONOCIDO	3	3	0%			100%	3	3	0%	0%
VERACRUZ	GUTIERREZ ZAMORA	4	3	-25%	1		-100%	5	3	-40%	0%
VERACRUZ	IXHUATLAN DEL SURESTE	1	2	100%	1	1	0%	2	3	50%	0%
VERACRUZ	JALACINGO	2	1	-50%	1	2	100%	3	3	0%	0%
VERACRUZ	NAOLINCO		1	100%		2	100%	0	3	100%	0%
VERACRUZ	SOCONUSCO	2	3	50%	1		-100%	3	3	0%	0%
VERACRUZ	TECOLUTLA	1		-100%	3	3	0%	4	3	-25%	0%
VERACRUZ	ZONGOLICA		3	100%			100%	0	3	100%	0%
YUCATAN	IZAMAL			100%		3	100%	0	3	100%	0%
YUCATAN	MAXCANU		3	100%	1		-100%	1	3	200%	0%
YUCATAN	VALLADOLID	1		-100%	1	3	200%	2	3	50%	0%
ZACATECAS	JEREZ	1	1	0%	2	2	0%	3	3	0%	0%
ZACATECAS	LORETO	2		-100%		3	100%	2	3	50%	0%
ZACATECAS	LUIS MOYA	3	2	-33%		1	100%	3	3	0%	0%
AGUASCALIENTES	CALVILLO			100%		2	100%	0	2	100%	0%
AGUASCALIENTES	DESCONOCIDO		1	100%		1	100%	0	2	100%	0%
AGUASCALIENTES	RINCON DE ROMOS			100%		2	100%	0	2	100%	0%
AGUASCALIENTES	TEPEZALA	1		-100%		2	100%	1	2	100%	0%
CAMPECHE	CANDELARIA			100%		2	100%	0	2	100%	0%
CAMPECHE	CHAMPOTON	2		-100%	1	2	100%	3	2	-33%	0%
CHIAPAS	ALTAMIRANO	1	1	0%		1	100%	1	2	100%	0%
CHIAPAS	CATAZAJA		2	100%			100%	0	2	100%	0%
CHIAPAS	CINTALAPA	1	1	0%		1	100%	1	2	100%	0%
CHIAPAS	DESCONOCIDO			100%		2	100%	0	2	100%	0%
CHIAPAS	IXTAPA	1	2	100%			100%	1	2	100%	0%
CHIAPAS	MAPASTEPEC	1	2	100%			100%	1	2	100%	0%
CHIAPAS	OSTUACAN			100%		2	100%	0	2	100%	0%
CHIAPAS	PIJIJAPAN	5	2	-60%			100%	5	2	-60%	0%
CHIAPAS	TAPILULA		2	100%			100%	0	2	100%	0%
CHIAPAS	TONALA	18	1	-94%	13	1	-92%	31	2	-94%	0%
CHIAPAS	TUZANTAN	1	1	0%	1	1	0%	2	2	0%	0%
CHIAPAS	YAJALON	1	1	0%		1	100%	1	2	100%	0%
CHIHUAHUA	BOCOYNA	1	2	100%	1		-100%	2	2	0%	0%
CHIHUAHUA	CAMARGO		1	100%	2	1	-50%	2	2	0%	0%
CHIHUAHUA	GUACHOCHI			100%		2	100%	0	2	100%	0%
CHIHUAHUA	URIQUE		2	100%			100%	0	2	100%	0%
COAHUILA	ACUÑA		2	100%	1		-100%	1	2	100%	0%
COAHUILA	FRANCISCO I. MADERO	1		-100%	1	2	100%	2	2	0%	0%
COAHUILA	FRONTERA	1	1	0%		1	100%	1	2	100%	0%
COAHUILA	JUAREZ	1	1	0%	4	1	-75%	5	2	-60%	0%
GUANAJUATO	JERECUARO	1	2	100%			100%	1	2	100%	0%
GUANAJUATO	PUEBLO NUEVO	1		-100%	1	2	100%	2	2	0%	0%
GUERRERO	AZOYU	1	1	0%		1	100%	1	2	100%	0%
GUERRERO	JUAN R. ESCUDERO	3	1	-67%	1	1	0%	4	2	-50%	0%
GUERRERO	MARQUELIA	1	1	0%	1	1	0%	2	2	0%	0%
GUERRERO	TLAPA DE COMONFORT	5	1	-80%	2	1	-50%	7	2	-71%	0%
GUERRERO	TLAPEHUALA	3	2	-33%			100%	3	2	-33%	0%
HIDALGO	ACATLAN	2		-100%	2	2	0%	4	2	-50%	0%
HIDALGO	CHILCUAUTLA		1	100%		1	100%	0	2	100%	0%
HIDALGO	FRANCISCO I. MADERO		2	100%	3		-100%	3	2	-33%	0%
HIDALGO	SAN FELIPE ORIZATLAN		2	100%			100%	0	2	100%	0%
HIDALGO	SAN SALVADOR		2	100%			100%	0	2	100%	0%
HIDALGO	TEPETITLAN	3	1	-67%		1	100%	3	2	-33%	0%
HIDALGO	TLAHUELILPAN	2	1	-50%	1	1	0%	3	2	-33%	0%
HIDALGO	TOLCAYUCA	3	1	-67%	4	1	-75%	7	2	-71%	0%
JALISCO	CIUDAD GUZMAN	4	1	-75%	1	1	0%	5	2	-60%	0%
JALISCO	ETZATLAN	1	2	100%			100%	1	2	100%	0%
JALISCO	SAN IGNACIO CERRO GORDO		1	100%		1	100%	0	2	100%	0%
JALISCO	SAN JUANITO ESCOBEDO			100%		2	100%	0	2	100%	0%

JALISCO	TECALITLAN	1	1	0%	1	1	0%	2	2	0%	0%
JALISCO	TEOCALTICHE	1		-100%		2	100%	1	2	100%	0%
JALISCO	TOTOTLAN	3	1	-67%	2	1	-50%	5	2	-60%	0%
JALISCO	TUXCUECA	1		-100%	1	2	100%	2	2	0%	0%
JALISCO	TUXPAN	1		-100%	1	2	100%	2	2	0%	0%
JALISCO	VALLE DE JUAREZ			100%		2	100%	0	2	100%	0%
MEXICO	ALMOLOYA DE ALQUISIRAS	1	1	0%		1	100%	1	2	100%	0%
MEXICO	ALMOLOYA DEL RIO	1	1	0%		1	100%	1	2	100%	0%
MEXICO	ATLAUTLA	3	1	-67%	3	1	-67%	6	2	-67%	0%
MEXICO	CHAPA DE MOTA		2	100%			100%	0	2	100%	0%
MEXICO	ISIDRO FABELA	2	2	0%	2		-100%	4	2	-50%	0%
MEXICO	OCUILAN	1	2	100%			100%	1	2	100%	0%
MEXICO	SAN FELIPE DEL PROGRESO	2	1	-50%	2	1	-50%	4	2	-50%	0%
MEXICO	SULTEPEC	1	2	100%			100%	1	2	100%	0%
MEXICO	TEXCALYACAC	1	1	0%		1	100%	1	2	100%	0%
MEXICO	VILLA DE ALLENDE		2	100%			100%	0	2	100%	0%
MICHOACAN	ALVARO OBREGON	1	2	100%			100%	1	2	100%	0%
MICHOACAN	CHARO	1	2	100%			100%	1	2	100%	0%
MICHOACAN	CHAVINDA	1	1	0%		1	100%	1	2	100%	0%
MICHOACAN	CHERAN		1	100%		1	100%	0	2	100%	0%
MICHOACAN	CHILCHOTA	2	2	0%	1		-100%	3	2	-33%	0%
MICHOACAN	DESCONOCIDO	1	2	100%			100%	1	2	100%	0%
MICHOACAN	HUACANA LA	5	1	-80%	4	1	-75%	9	2	-78%	0%
MICHOACAN	HUETAMO	3	2	-33%			100%	3	2	-33%	0%
MICHOACAN	NUMARAN		1	100%		1	100%	0	2	100%	0%
MICHOACAN	OCAMPO		1	100%		1	100%	0	2	100%	0%
MICHOACAN	SANTA ANA MAYA	1	2	100%			100%	1	2	100%	0%
MICHOACAN	TANCITARO	3		-100%		2	100%	3	2	-33%	0%
MICHOACAN	TUXPAN		1	100%	1	1	0%	1	2	100%	0%
MICHOACAN	YURECUARO	8	1	-88%	3	1	-67%	11	2	-82%	0%
MORELOS	JANTETELCO	1		-100%	2	2	0%	3	2	-33%	0%
MORELOS	MIACATLAN		1	100%	1	1	0%	1	2	100%	0%
MORELOS	TEPALCINGO	1		-100%		2	100%	1	2	100%	0%
MORELOS	TEPOZTLAN	2	2	0%	2		-100%	4	2	-50%	0%
NUEVO LEON	HIDALGO	1	2	100%	1		-100%	2	2	0%	0%
NUEVO LEON	LINARES	1	2	100%	4		-100%	5	2	-60%	0%
OAXACA	ASUNCION IXTALTEPEC	1	1	0%	1	1	0%	2	2	0%	0%
OAXACA	CIUDAD IXTEPEC	3		-100%	2	2	0%	5	2	-60%	0%
OAXACA	MIHUATLAN DE PORFIRIO DIAZ	2	2	0%			100%	2	2	0%	0%
OAXACA	OCOTLAN DE MORELOS	2	2	0%			100%	2	2	0%	0%
OAXACA	SAN JUAN BAUTISTA ATATLAHUCA	1	2	100%			100%	1	2	100%	0%
OAXACA	SAN JUAN BAUTISTA GUELACHE			100%		2	100%	0	2	100%	0%
OAXACA	SAN LORENZO CACAOTEPEC	2		-100%		2	100%	2	2	0%	0%
OAXACA	SAN MIGUEL SOYALTEPEC		2	100%	1		-100%	1	2	100%	0%
OAXACA	SAN PABLO HUITZO	2	2	0%			100%	2	2	0%	0%
OAXACA	VILLA DE ETLA		2	100%			100%	0	2	100%	0%
OAXACA	VILLA DE ZAACHILA		2	100%	1		-100%	1	2	100%	0%
OAXACA	ZIMATLAN DE ALVAREZ	2	1	-50%		1	100%	2	2	0%	0%
PUEBLA	ACATLAN	5	1	-80%	5	1	-80%	10	2	-80%	0%
PUEBLA	ATZITZINTLA		2	100%			100%	0	2	100%	0%
PUEBLA	CHIAUTZINGO	2	2	0%			100%	2	2	0%	0%
PUEBLA	CHILCHOTLA		2	100%	1		-100%	1	2	100%	0%
PUEBLA	COXCATLAN		1	100%		1	100%	0	2	100%	0%
PUEBLA	HUITZILAN DE SERDAN	2		-100%	1	2	100%	3	2	-33%	0%
PUEBLA	IXCAQUITLA		2	100%			100%	0	2	100%	0%
PUEBLA	JUAN GALINDO			100%		2	100%	0	2	100%	0%
PUEBLA	MOLCAXAC		2	100%			100%	0	2	100%	0%
PUEBLA	NOPALUCAN	3	2	-33%	1		-100%	4	2	-50%	0%
PUEBLA	SANTO TOMAS HUEYOTLIPAN	3	2	-33%	1		-100%	4	2	-50%	0%
PUEBLA	SOLTEPEC		2	100%			100%	0	2	100%	0%
PUEBLA	TEHUITZINGO	2	2	0%	1		-100%	3	2	-33%	0%
PUEBLA	TEPEOJUMA	1	2	100%			100%	1	2	100%	0%
PUEBLA	TLANEPANTLA	1	1	0%		1	100%	1	2	100%	0%
PUEBLA	TULCINGO	1	1	0%		1	100%	1	2	100%	0%
PUEBLA	ZACAPALA		2	100%			100%	0	2	100%	0%

PUEBLA	ZINACATEPEC		1	100%		1	100%	0	2	100%	0%
QUERETARO	SAN JOAQUIN	2	1	-50%		1	100%	2	2	0%	0%
QUINTANA ROO	FELIPE CARRILLO PUERTO	1		-100%	1	2	100%	2	2	0%	0%
QUINTANA ROO	ISLA MUJERES		1	100%	1	1	0%	1	2	100%	0%
QUINTANA ROO	LAZARO CARDENAS			100%		2	100%	0	2	100%	0%
SAN LUIS POTOSI	SAN VICENTE TANCUALAB			100%		2	100%	0	2	100%	0%
SAN LUIS POTOSI	TAMAZUNCHALE	1	1	0%	1	1	0%	2	2	0%	0%
SINALOA	CHOIX	1	2	100%			100%	1	2	100%	0%
SINALOA	DESCONOCIDO	5	2	-60%			100%	5	2	-60%	0%
SONORA	CUMPAS		1	100%		1	100%	0	2	100%	0%
TABASCO	TACOTALPA		1	100%	1	1	0%	1	2	100%	0%
TAMAULIPAS	GUERRERO		1	100%		1	100%	0	2	100%	0%
TLAXCALA	APETATITLAN DE ANTONIO CARVAJA	6	1	-83%	2	1	-50%	8	2	-75%	0%
TLAXCALA	ATLANGATEPEC		1	100%		1	100%	0	2	100%	0%
TLAXCALA	CUAPIAXTLA	5	1	-80%	6	1	-83%	11	2	-82%	0%
VERACRUZ	CERRO AZUL	4	2	-50%			100%	4	2	-50%	0%
VERACRUZ	COSCOMATEPEC	3	1	-67%	1	1	0%	4	2	-50%	0%
VERACRUZ	CUICHAPA	2	2	0%	1		-100%	3	2	-33%	0%
VERACRUZ	ESPINAL	1	2	100%			100%	1	2	100%	0%
VERACRUZ	LERDO DE TEJADA	2	1	-50%		1	100%	2	2	0%	0%
VERACRUZ	MANLIO FABIO ALTAMIRANO		1	100%		1	100%	0	2	100%	0%
VERACRUZ	MIHUATLAN		1	100%		1	100%	0	2	100%	0%
VERACRUZ	MINAS LAS		1	100%		1	100%	0	2	100%	0%
VERACRUZ	MISANTLA		1	100%	4	1	-75%	4	2	-50%	0%
VERACRUZ	NARANJOS AMATLAN	2	2	0%	2		-100%	4	2	-50%	0%
VERACRUZ	OMEALCA	5	2	-60%			100%	5	2	-60%	0%
VERACRUZ	TANTOYUCA	4	2	-50%	1		-100%	5	2	-60%	0%
VERACRUZ	TEZONAPA	10	1	-90%	3	1	-67%	13	2	-85%	0%
VERACRUZ	TLAPACOYAN	2	1	-50%	1	1	0%	3	2	-33%	0%
VERACRUZ	VIGAS DE RAMIREZ LAS		2	100%			100%	0	2	100%	0%
YUCATAN	PROGRESO	2		-100%	1	2	100%	3	2	-33%	0%
YUCATAN	UMAN		2	100%	1		-100%	1	2	100%	0%
ZACATECAS	DESCONOCIDO		2	100%			100%	0	2	100%	0%
ZACATECAS	GENERAL FRANCISCO R. MURGUIA		2	100%			100%	0	2	100%	0%
ZACATECAS	JALPA		2	100%			100%	0	2	100%	0%
ZACATECAS	MIGUEL AUZA		2	100%			100%	0	2	100%	0%
ZACATECAS	PINOS	1	2	100%			100%	1	2	100%	0%
ZACATECAS	RIO GRANDE	1	2	100%	3		-100%	4	2	-50%	0%
AGUASCALIENTES	COSIO	1		-100%		1	100%	1	1	0%	0%
ARIZONA	DESCONOCIDO		1	100%			100%	0	1	100%	0%
BAJA CALIFORNIA	ECATEPEC DE MORELOS		1	100%			100%	0	1	100%	0%
CALIFORNIA	SAN DIEGO			100%		1	100%	0	1	100%	0%
CAMPECHE	CALAKMUL		1	100%			100%	0	1	100%	0%
CAMPECHE	CALKINI	1		-100%	6	1	-83%	7	1	-86%	0%
CHIAPAS	ACACOYAGUA	1		-100%		1	100%	1	1	0%	0%
CHIAPAS	ACAPETAHUA			100%		1	100%	0	1	100%	0%
CHIAPAS	BEJUCAL DE OCAMPO		1	100%			100%	0	1	100%	0%
CHIAPAS	CHICOASEN		1	100%			100%	0	1	100%	0%
CHIAPAS	LARRAINZAR			100%		1	100%	0	1	100%	0%
CHIAPAS	MARGARITAS LAS		1	100%			100%	0	1	100%	0%
CHIAPAS	MARQUES DE COMILLAS		1	100%			100%	0	1	100%	0%
CHIAPAS	MAZATAN	1	1	0%	3		-100%	4	1	-75%	0%
CHIAPAS	MEZCALAPA		1	100%			100%	0	1	100%	0%
CHIAPAS	MOTOZINTLA		1	100%			100%	0	1	100%	0%
CHIAPAS	PICHUCALCO	2		-100%		1	100%	2	1	-50%	0%
CHIAPAS	RAYON		1	100%			100%	0	1	100%	0%
CHIAPAS	SIMOJOVEL	1		-100%	1	1	0%	2	1	-50%	0%
CHIAPAS	SOYALO		1	100%			100%	0	1	100%	0%
CHIAPAS	SUCHIAPA			100%		1	100%	0	1	100%	0%
CHIAPAS	SUCHIATE	3		-100%		1	100%	3	1	-67%	0%
CHIAPAS	TECPATAN	1		-100%		1	100%	1	1	0%	0%
CHIAPAS	TEOPISCA			100%		1	100%	0	1	100%	0%
CHIAPAS	TUXTLA CHICO			100%		1	100%	0	1	100%	0%
CHIAPAS	TZIMOL			100%		1	100%	0	1	100%	0%
CHIAPAS	VILLA COMALTITLAN	1		-100%	1	1	0%	2	1	-50%	0%

CHIAPAS	VILLA CORZO	2	1	-50%	2		-100%	4	1	-75%	0%
CHIHUAHUA	AHUMADA	1		-100%		1	100%	1	1	0%	0%
CHIHUAHUA	BALLEZA			100%		1	100%	0	1	100%	0%
CHIHUAHUA	CARICHI		1	100%			100%	0	1	100%	0%
CHIHUAHUA	GOMEZ FARIAS			100%		1	100%	0	1	100%	0%
CHIHUAHUA	GUADALUPE Y CALVO		1	100%			100%	0	1	100%	0%
CHIHUAHUA	GUERRERO		1	100%			100%	0	1	100%	0%
CHIHUAHUA	PRAXEDIS G. GUERRERO		1	100%			100%	0	1	100%	0%
CHIHUAHUA	SANTA ISABEL		1	100%			100%	0	1	100%	0%
CHIHUAHUA	SATEVÉ	2	1	-50%			100%	2	1	-50%	0%
COAHUILA	ABASOLO		1	100%			100%	0	1	100%	0%
COAHUILA	DESCONOCIDO		1	100%			100%	0	1	100%	0%
COAHUILA	GENERAL CEPEDA			100%		1	100%	0	1	100%	0%
COAHUILA	GUERRERO			100%		1	100%	0	1	100%	0%
COAHUILA	MORELOS	1		-100%		1	100%	1	1	0%	0%
COAHUILA	MUZQUIZ		1	100%			100%	0	1	100%	0%
COAHUILA	NAVA	1		-100%		1	100%	1	1	0%	0%
COAHUILA	SAN PEDRO			100%	1	1	0%	1	1	0%	0%
COAHUILA	VIESCA			100%		1	100%	0	1	100%	0%
DURANGO	CUENCAME		1	100%			100%	0	1	100%	0%
DURANGO	DESCONOCIDO		1	100%			100%	0	1	100%	0%
DURANGO	INDE			100%		1	100%	0	1	100%	0%
DURANGO	MAPIMI			100%		1	100%	0	1	100%	0%
DURANGO	MEZQUITAL			100%		1	100%	0	1	100%	0%
DURANGO	ORO EL		1	100%			100%	0	1	100%	0%
DURANGO	SANTA CLARA	1	1	0%			100%	1	1	0%	0%
DURANGO	VICENTE GUERRERO		1	100%		1	-100%	1	1	0%	0%
GUANAJUATO	CUERAMARO		1	100%		1	-100%	1	1	0%	0%
GUANAJUATO	DESCONOCIDO		1	100%		1	-100%	1	1	0%	0%
GUANAJUATO	OCAMPO	1		-100%	1	1	0%	2	1	-50%	0%
GUERRERO	COAHUAYUTLA DE JOSE MARIA IZA		1	100%			100%	0	1	100%	0%
GUERRERO	COPALA		1	100%			100%	0	1	100%	0%
GUERRERO	CUAJINICUILAPA	2	1	-50%	1		-100%	3	1	-67%	0%
GUERRERO	CUAUTEPEC		1	100%			100%	0	1	100%	0%
GUERRERO	CUTZAMALA DE PINZON	1		-100%		1	100%	1	1	0%	0%
GUERRERO	GENERAL CANUTO A. NERI	1	1	0%			100%	1	1	0%	0%
GUERRERO	HUITZUCO DE LOS FIGUEROA	1		-100%		1	100%	1	1	0%	0%
GUERRERO	PILCAYA		1	100%			100%	0	1	100%	0%
GUERRERO	SAN LUIS ACATLAN	1	1	0%			100%	1	1	0%	0%
GUERRERO	TEPECOACUILCO DE TRUJANO	2	1	-50%			100%	2	1	-50%	0%
GUERRERO	TIXTLA DE GUERRERO	2	1	-50%			100%	2	1	-50%	0%
GUERRERO	ZIRANDARO		1	100%			100%	0	1	100%	0%
GUERRERO	ZITLALA		1	100%			100%	0	1	100%	0%
HIDALGO	AJACUBA		1	100%			100%	0	1	100%	0%
HIDALGO	ARENAL EL	1	1	0%			100%	1	1	0%	0%
HIDALGO	ATOTONILCO EL GRANDE	3	1	-67%		5	-100%	8	1	-88%	0%
HIDALGO	CHAPANTONGO		1	100%			100%	0	1	100%	0%
HIDALGO	CHAPULHUACAN		1	100%			100%	0	1	100%	0%
HIDALGO	CUAUTEPEC DE HINOJOSA		1	100%		1	-100%	1	1	0%	0%
HIDALGO	HUASCA DE OCAMPO		1	100%		2	-100%	2	1	-50%	0%
HIDALGO	HUAZALINGO			100%			100%	0	1	100%	0%
HIDALGO	HUEHUETLA	1		-100%		1	100%	1	1	0%	0%
HIDALGO	JACALA DE LEDEZMA		1	100%			100%	0	1	100%	0%
HIDALGO	LOLOTLA		1	100%		1	-100%	1	1	0%	0%
HIDALGO	MINERAL DEL CHICO	1	1	0%		1	-100%	2	1	-50%	0%
HIDALGO	MIXQUIAHUALA DE JUAREZ	1	1	0%		1	-100%	2	1	-50%	0%
HIDALGO	OMITLAN DE JUAREZ		1	100%			100%	0	1	100%	0%
HIDALGO	SAN AGUSTIN TLAXIACA	3	1	-67%			100%	3	1	-67%	0%
HIDALGO	TECOZAUTLA		1	100%		1	-100%	1	1	0%	0%
JALISCO	AHUALULCO DE MERCADO	1	1	0%		3	-100%	4	1	-75%	0%
JALISCO	ATEMAJAC DE BRIZUELA		1	100%			100%	0	1	100%	0%
JALISCO	CADADAS DE OBREGON			100%			100%	0	1	100%	0%
JALISCO	COLOTLAN		1	100%			100%	0	1	100%	0%
JALISCO	CUAUTITLAN DE GARCIA BARRAGAN			100%			100%	0	1	100%	0%
JALISCO	DEGOLLADO	5	1	-80%			100%	5	1	-80%	0%

JALISCO	DESCONOCIDO	14	1	-93%	7		-100%	21	1	-95%	0%
JALISCO	GOMEZ FARIAS		1	100%			100%	0	1	100%	0%
JALISCO	GRULLO EL			100%	1	1	0%	1	1	0%	0%
JALISCO	JESUS MARIA	1	1	0%			100%	1	1	0%	0%
JALISCO	MASCOTA			100%	1	1	0%	1	1	0%	0%
JALISCO	MEZQUITIC		1	100%			100%	0	1	100%	0%
JALISCO	SAN DIEGO DE ALEJANDRIA		1	100%			100%	0	1	100%	0%
JALISCO	TECHALUTA DE MONTENEGRO			100%		1	100%	0	1	100%	0%
JALISCO	TENAMAXTLAN		1	100%			100%	0	1	100%	0%
JALISCO	TOMATLAN		1	100%			100%	0	1	100%	0%
JALISCO	TONILA		1	100%			100%	0	1	100%	0%
JALISCO	UNION DE TULA		1	100%			100%	0	1	100%	0%
JALISCO	VALLE DE GUADALUPE	1	1	0%	1		-100%	2	1	-50%	0%
MEXICO	AMATEPEC	1	1	0%			100%	1	1	0%	0%
MEXICO	CAPULHUAC	2		-100%		1	100%	2	1	-50%	0%
MEXICO	DONATO GUERRA		1	100%			100%	0	1	100%	0%
MEXICO	JUCHITEPEC	2		-100%		1	100%	2	1	-50%	0%
MEXICO	LUVIANOS		1	100%			100%	0	1	100%	0%
MEXICO	MALINALCO	1		-100%		1	100%	1	1	0%	0%
MEXICO	MEXICALTZINGO	1	1	0%	1		-100%	2	1	-50%	0%
MEXICO	ORO EL		1	100%			100%	0	1	100%	0%
MEXICO	SANTO TOMAS			100%		1	100%	0	1	100%	0%
MEXICO	TEMAMATLA	1		-100%		1	100%	1	1	0%	0%
MEXICO	TEMASCALCINGO	2		-100%	1	1	0%	3	1	-67%	0%
MEXICO	TEMASCALTEPEC	1	1	0%			100%	1	1	0%	0%
MEXICO	TEPETLIXPA			100%		1	100%	0	1	100%	0%
MEXICO	TEXCALTITLAN		1	100%			100%	0	1	100%	0%
MEXICO	ZUMPAHUACAN		1	100%			100%	0	1	100%	0%
MICHOACAN	ACUITZIO	1		-100%		1	100%	1	1	0%	0%
MICHOACAN	AQUILA		1	100%			100%	0	1	100%	0%
MICHOACAN	CHARAPAN			100%		1	100%	0	1	100%	0%
MICHOACAN	CHURUMUCO	2	1	-50%			100%	2	1	-50%	0%
MICHOACAN	COAHUAYANA	1		-100%	1	1	0%	2	1	-50%	0%
MICHOACAN	COALCOMAN DE VAZQUEZ PALLAREZ	1	1	0%	1		-100%	2	1	-50%	0%
MICHOACAN	COENEO	2	1	-50%			100%	2	1	-50%	0%
MICHOACAN	COTIJA	1	1	0%			100%	1	1	0%	0%
MICHOACAN	ERONGARICUARO		1	100%			100%	0	1	100%	0%
MICHOACAN	IXTLAN	3	1	-67%			100%	3	1	-67%	0%
MICHOACAN	JUAREZ		1	100%			100%	0	1	100%	0%
MICHOACAN	JUNGAPEO			100%	1	1	0%	1	1	0%	0%
MICHOACAN	LAGUNILLAS		1	100%	1		-100%	1	1	0%	0%
MICHOACAN	MADERO	2	1	-50%			100%	2	1	-50%	0%
MICHOACAN	MARCOS CASTELLANOS	4		-100%	1	1	0%	5	1	-80%	0%
MICHOACAN	PAJACUARAN	1	1	0%			100%	1	1	0%	0%
MICHOACAN	PENJAMILLO	1		-100%		1	100%	1	1	0%	0%
MICHOACAN	SAN LUCAS	2	1	-50%			100%	2	1	-50%	0%
MICHOACAN	SENGUIO		1	100%			100%	0	1	100%	0%
MICHOACAN	SUSUPUATO		1	100%			100%	0	1	100%	0%
MICHOACAN	TLALPUJAHUA	1	1	0%	1		-100%	2	1	-50%	0%
MICHOACAN	TLALTIZAPAN		1	100%			100%	0	1	100%	0%
MICHOACAN	TURICATO			100%		1	100%	0	1	100%	0%
MICHOACAN	VENUSTIANO CARRANZA	2		-100%	1	1	0%	3	1	-67%	0%
MICHOACAN	VILLAMAR		1	100%			100%	0	1	100%	0%
MICHOACAN	VISTA HERMOSA	5	1	-80%	1		-100%	6	1	-83%	0%
MICHOACAN	ZINAPARO		1	100%			100%	0	1	100%	0%
MORELOS	MAZATEPEC	1	1	0%			100%	1	1	0%	0%
MORELOS	MORELOS		1	100%			100%	0	1	100%	0%
MORELOS	TOTOLAPAN		1	100%			100%	0	1	100%	0%
NAYARIT	DESCONOCIDO			100%		1	100%	0	1	100%	0%
NAYARIT	JALA			100%		1	100%	0	1	100%	0%
NAYARIT	RUIZ			100%		1	100%	0	1	100%	0%
NAYARIT	SAN BLAS	1	1	0%			100%	1	1	0%	0%
NUEVO LEON	ABASOLO		1	100%			100%	0	1	100%	0%
NUEVO LEON	ACAPONETA			100%		1	100%	0	1	100%	0%
NUEVO LEON	ANAHUAC		1	100%	1		-100%	1	1	0%	0%

NUEVO LEON	BUSTAMANTE			100%		1	1	0%	1	1	0%	0%
NUEVO LEON	CERRALVO		1	100%				100%	0	1	100%	0%
NUEVO LEON	DOCTOR ARROYO			100%			1	100%	0	1	100%	0%
NUEVO LEON	DOCTOR GONZALEZ			100%				100%	0	1	100%	0%
NUEVO LEON	GENERAL BRAVO	1		-100%			1	100%	1	1	0%	0%
NUEVO LEON	GENERAL TERAN		1	100%				100%	0	1	100%	0%
OAXACA	CIENEGA DE ZIMATLAN			100%				100%	0	1	100%	0%
OAXACA	DESCONOCIDO	4	1	-75%		1		-100%	5	1	-80%	0%
OAXACA	IXTLAN DE JUAREZ		1	100%				100%	0	1	100%	0%
OAXACA	MAGDALENA YODOCONO DE PORFIRIO			100%				100%	0	1	100%	0%
OAXACA	NAZARENO ETLA	1	1	0%				100%	1	1	0%	0%
OAXACA	REFORMA DE PINEDA		1	100%				100%	0	1	100%	0%
OAXACA	SAN AGUSTIN ETLA		1	100%				100%	0	1	100%	0%
OAXACA	SAN ANDRES HUAXPALTEPEC		1	100%				100%	0	1	100%	0%
OAXACA	SAN ANDRES IXTLAHUACA			100%			1	100%	0	1	100%	0%
OAXACA	SAN ANTONIO DE LA CAL	2		-100%		1	1	0%	3	1	-67%	0%
OAXACA	SAN BARTOLO COYOTEPEC	2		-100%		5	1	-80%	7	1	-86%	0%
OAXACA	SAN FRANCISCO LACHIGOLO		1	100%				100%	0	1	100%	0%
OAXACA	SAN JACINTO AMILPAS	1	1	0%				100%	1	1	0%	0%
OAXACA	SAN JUAN ACHIUTLA			100%			1	100%	0	1	100%	0%
OAXACA	SAN JUAN COTZOCON		1	100%				100%	0	1	100%	0%
OAXACA	SAN PABLO COATLAN		1	100%				100%	0	1	100%	0%
OAXACA	SAN PEDRO AMUZGOS		1	100%				100%	0	1	100%	0%
OAXACA	SAN PEDRO IXTLAHUACA			100%			1	100%	0	1	100%	0%
OAXACA	SAN PEDRO MIXTEPEC DISTR. 26		1	100%		1		-100%	1	1	0%	0%
OAXACA	SANTA CATARINA QUIOQUITANI		1	100%				100%	0	1	100%	0%
OAXACA	SANTA CRUZ AMILPAS			100%			1	100%	0	1	100%	0%
OAXACA	SANTA CRUZ DE BRAVO			100%			1	100%	0	1	100%	0%
OAXACA	SANTA MAGDALENA JICOTLAN	3	1	-67%				100%	3	1	-67%	0%
OAXACA	SANTA MARIA ATZOMPA	1		-100%		1	1	0%	2	1	-50%	0%
OAXACA	SANTA MARIA COYOTEPEC			100%			1	100%	0	1	100%	0%
OAXACA	SANTA MARIA JALAPA DEL MARQUES	2	1	-50%				100%	2	1	-50%	0%
OAXACA	SANTIAGO JAMILTEPEC		1	100%				100%	0	1	100%	0%
OAXACA	SANTIAGO NILTEPEC			100%			1	100%	0	1	100%	0%
OAXACA	SANTO DOMINGO INGENIO	1	1	0%				100%	1	1	0%	0%
OAXACA	SANTO DOMINGO ZANATEPEC	2	1	-50%				100%	2	1	-50%	0%
OAXACA	TEOTITLAN DEL VALLE		1	100%				100%	0	1	100%	0%
OAXACA	VILLA TUTUTEPEC DE MELCHOR O	2		-100%			1	100%	2	1	-50%	0%
PUEBLA	AHUACATLAN			100%			1	100%	0	1	100%	0%
PUEBLA	AJALPAN	2		-100%			1	100%	2	1	-50%	0%
PUEBLA	AQUITLA			100%			1	100%	0	1	100%	0%
PUEBLA	CALPAN		1	100%				100%	0	1	100%	0%
PUEBLA	CHICONCUAUTLA	3	1	-67%				100%	3	1	-67%	0%
PUEBLA	CHIGNAUTLA	1	1	0%		1		-100%	2	1	-50%	0%
PUEBLA	CHINANTLA		1	100%				100%	0	1	100%	0%
PUEBLA	COATEPEC		1	100%		2		-100%	2	1	-50%	0%
PUEBLA	CUAYUCA DE ANDRADE		1	100%				100%	0	1	100%	0%
PUEBLA	CUETZALAN DEL PROGRESO			100%		1	1	0%	1	1	0%	0%
PUEBLA	FRANCISCO Z. MENA		1	100%				100%	0	1	100%	0%
PUEBLA	GENERAL FELIPE ANGELES	5	1	-80%		1		-100%	6	1	-83%	0%
PUEBLA	HUEHUETLAN EL CHICO			100%			1	100%	0	1	100%	0%
PUEBLA	NEALTICAN		1	100%				100%	0	1	100%	0%
PUEBLA	PAHUATLAN	1		-100%			1	100%	1	1	0%	0%
PUEBLA	SAN ANTONIO CAÑADA	2	1	-50%				100%	2	1	-50%	0%
PUEBLA	SAN FELIPE TEOTLALCINGO			100%			1	100%	0	1	100%	0%
PUEBLA	SAN GREGORIO ATZOMPA	1		-100%			1	100%	1	1	0%	0%
PUEBLA	SAN JERONIMO TECUANIPAN		1	100%		1		-100%	1	1	0%	0%
PUEBLA	SAN JOSE MIAHUATLAN	1	1	0%				100%	1	1	0%	0%
PUEBLA	SAN JUAN ATZOMPA		1	100%				100%	0	1	100%	0%
PUEBLA	SAN MARTIN TOTOLTEPEC	2	1	-50%		1		-100%	3	1	-67%	0%
PUEBLA	SAN NICOLAS LOS RANCHOS		1	100%				100%	0	1	100%	0%
PUEBLA	SAN PABLO ANICANO	2		-100%			1	100%	2	1	-50%	0%
PUEBLA	SAN PEDRO YELOIXTLAHUACAN		1	100%		1		-100%	1	1	0%	0%
PUEBLA	SAN SEBASTIAN TLACOTEPEC	1	1	0%				100%	1	1	0%	0%

PUEBLA	SANTA ISABEL CHOLULA	2		-100%		1	100%	2	1	-50%	0%
PUEBLA	TEOPANTLAN		1	100%			100%	0	1	100%	0%
PUEBLA	TLACHICHUCA	5	1	-80%	1		-100%	6	1	-83%	0%
PUEBLA	TLALTENANGO	1	1	0%			100%	1	1	0%	0%
PUEBLA	TLATLAUQUITEPEC	1	1	0%			100%	1	1	0%	0%
PUEBLA	TLAXCO	1	1	0%			100%	1	1	0%	0%
PUEBLA	XOCHIAPULCO		1	100%			100%	0	1	100%	0%
QUINTANA ROO	BACALAR			100%		1	100%	0	1	100%	0%
SAN LUIS POTOSI	CEDRAL		1	100%			100%	0	1	100%	0%
SAN LUIS POTOSI	CERRITOS			100%		1	100%	0	1	100%	0%
SAN LUIS POTOSI	CHARCAS		1	100%			100%	0	1	100%	0%
SAN LUIS POTOSI	CIUDAD FERNANDEZ		1	100%	1		-100%	1	1	0%	0%
SAN LUIS POTOSI	MOCTEZUMA		1	100%			100%	0	1	100%	0%
SAN LUIS POTOSI	NARANJO EL			100%		1	100%	0	1	100%	0%
SAN LUIS POTOSI	SALINAS	1		-100%		1	100%	1	1	0%	0%
SAN LUIS POTOSI	TAMASOPO			100%		1	100%	0	1	100%	0%
SAN LUIS POTOSI	VILLA DE ARISTA		1	100%	1		-100%	1	1	0%	0%
SAN LUIS POTOSI	VILLA DE ARRIAGA	4	1	-75%			100%	4	1	-75%	0%
SAN LUIS POTOSI	VILLA HIDALGO		1	100%			100%	0	1	100%	0%
SINALOA	CARDENAS		1	100%			100%	0	1	100%	0%
SINALOA	CONCORDIA	3	1	-67%			100%	3	1	-67%	0%
SONORA	ALTAR			100%		1	100%	0	1	100%	0%
SONORA	BACUM	4	1	-75%	1		-100%	5	1	-80%	0%
SONORA	BENITO JUAREZ			100%		1	100%	0	1	100%	0%
SONORA	CANANEA	2	1	-50%	2		-100%	4	1	-75%	0%
SONORA	MAZATAN		1	100%			100%	0	1	100%	0%
SONORA	MOCTEZUMA		1	100%			100%	0	1	100%	0%
SONORA	NACAZARI DE GARCIA			100%		1	100%	0	1	100%	0%
SONORA	SAHUARIPA		1	100%			100%	0	1	100%	0%
SONORA	SAN IGNACIO RIO MUERTO	1		-100%		1	100%	1	1	0%	0%
SONORA	SANTA ANA			100%		1	100%	0	1	100%	0%
SONORA	URES		1	100%	1		-100%	1	1	0%	0%
TAMAULIPAS	CAMARGO			100%		1	100%	0	1	100%	0%
TAMAULIPAS	CENTRO		1	100%			100%	0	1	100%	0%
TAMAULIPAS	HIDALGO	1	1	0%	3		-100%	4	1	-75%	0%
TAMAULIPAS	JIMENEZ		1	100%			100%	0	1	100%	0%
TAMAULIPAS	MIER			100%		1	100%	0	1	100%	0%
TAMAULIPAS	VALLE HERMOSO	3	1	-67%	1		-100%	4	1	-75%	0%
TAMAULIPAS	XICOTENCATL	2		-100%		1	100%	2	1	-50%	0%
TLAXCALA	CUAXOMULCO		1	100%			100%	0	1	100%	0%
TLAXCALA	ESPAÑITA	6	1	-83%	1		-100%	7	1	-86%	0%
TLAXCALA	MAZATECOCHCO DE JOSE MARIA MOR	1		-100%	2	1	-50%	3	1	-67%	0%
TLAXCALA	PANOTLA		1	100%	2		-100%	2	1	-50%	0%
TLAXCALA	SAN FRANCISCO TETLANOHCAN		1	100%			100%	0	1	100%	0%
TLAXCALA	SAN JERONIMO ZACUALPAN		1	100%			100%	0	1	100%	0%
TLAXCALA	SAN JUAN HUACTZINCO		1	100%			100%	0	1	100%	0%
TLAXCALA	SANTA APOLONIA TEACALCO		1	100%			100%	0	1	100%	0%
VERACRUZ	ACAJETE	1		-100%	1	1	0%	2	1	-50%	0%
VERACRUZ	ALTO LUCERO DE GUTIERREZ BARRI	1	1	0%			100%	1	1	0%	0%
VERACRUZ	ANGEL R CABADA		1	100%			100%	0	1	100%	0%
VERACRUZ	ATZACAN		1	100%			100%	0	1	100%	0%
VERACRUZ	ATZALAN	5		-100%		1	100%	5	1	-80%	0%
VERACRUZ	AYAHUALULCO		1	100%	2		-100%	2	1	-50%	0%
VERACRUZ	CASTILLO DE TEAYO	2		-100%		1	100%	2	1	-50%	0%
VERACRUZ	CAZONES	2		-100%		1	100%	2	1	-50%	0%
VERACRUZ	CHINAMECA		1	100%	1		-100%	1	1	0%	0%
VERACRUZ	CHINAMPA DE GOROSTIZA			100%		1	100%	0	1	100%	0%
VERACRUZ	COACOATZINTLA	2	1	-50%			100%	2	1	-50%	0%
VERACRUZ	COLIPA			100%		1	100%	0	1	100%	0%
VERACRUZ	HIDALGOTITLAN			100%		1	100%	0	1	100%	0%
VERACRUZ	IXHUATLAN DEL CAFE	1	1	0%			100%	1	1	0%	0%
VERACRUZ	JAMAPA			100%		1	100%	0	1	100%	0%
VERACRUZ	JUAN RODRIGUEZ CLARA	5	1	-80%	2		-100%	7	1	-86%	0%
VERACRUZ	PERLA LA		1	100%			100%	0	1	100%	0%

VERACRUZ	PUENTE NACIONAL	3		-100%	3	1	-67%	6	1	-83%	0%
VERACRUZ	RAFAEL DELGADO	3	1	-67%	1		-100%	4	1	-75%	0%
VERACRUZ	RAFAEL LUCIO		1	100%			100%	0	1	100%	0%
VERACRUZ	SALTABARRANCA		1	100%			100%	0	1	100%	0%
VERACRUZ	SAN JUAN EVANGELISTA	1	1	0%			100%	1	1	0%	0%
VERACRUZ	TAMPICO ALTO		1	100%			100%	0	1	100%	0%
VERACRUZ	TANCOCO		1	100%			100%	0	1	100%	0%
VERACRUZ	TEOCELO		1	100%			100%	0	1	100%	0%
VERACRUZ	TEXCATEPEC	1	1	0%			100%	1	1	0%	0%
VERACRUZ	TEXISTEPEC	1		-100%		1	100%	1	1	0%	0%
VERACRUZ	TLACOTALPAN		1	100%			100%	0	1	100%	0%
VERACRUZ	TLALTETELA		1	100%			100%	0	1	100%	0%
VERACRUZ	TOMATLAN		1	100%	2		-100%	2	1	-50%	0%
VERACRUZ	VILLA ALDAMA	3		-100%		1	100%	3	1	-67%	0%
VERACRUZ	XOXOCOTLA		1	100%			100%	0	1	100%	0%
VERACRUZ	ZARAGOZA		1	100%			100%	0	1	100%	0%
YUCATAN	CALOTMUL			100%			100%	0	1	100%	0%
YUCATAN	KANASIN	1		-100%	2	1	-50%	3	1	-67%	0%
YUCATAN	PANABA			100%		1	100%	0	1	100%	0%
YUCATAN	QUINTANA ROO		1	100%			100%	0	1	100%	0%
ZACATECAS	GENARO CODINA		1	100%			100%	0	1	100%	0%
ZACATECAS	JUAN ALDAMA		1	100%			100%	0	1	100%	0%
ZACATECAS	MAZAPIL			100%	1	1	0%	1	1	0%	0%
ZACATECAS	MOYAHUA DE ESTRADA	1	1	0%			100%	1	1	0%	0%
ZACATECAS	OJOCALIENTE	1	1	0%			100%	1	1	0%	0%
ZACATECAS	SOMBRETE		1	100%			100%	0	1	100%	0%
ZACATECAS	TEUL DE GONZALEZ ORTEGA	1	1	0%			100%	1	1	0%	0%
ZACATECAS	VILLA GARCIA		1	100%			100%	0	1	100%	0%
ZACATECAS	VILLA HIDALGO		1	100%			100%	0	1	100%	0%
AGUASCALIENTES	LLANO EL	1		-100%			100%	1	0	-100%	0%
BAJA CALIFORNIA SUR	DESCONOCIDO			100%	1		-100%	1	0	-100%	0%
BAJA CALIFORNIA SUR	LORETO	1		-100%			100%	1	0	-100%	0%
BAJA CALIFORNIA SUR	MULEGE	1		-100%	2		-100%	3	0	-100%	0%
BAJA CALIFORNIA SUR	TIJUANA	1		-100%			100%	1	0	-100%	0%
CALIFORNIA	DESCONOCIDO	1		-100%			100%	1	0	-100%	0%
CHIAPAS	ALDAMA	1		-100%			100%	1	0	-100%	0%
CHIAPAS	ANGEL ALBINO CORZO	1		-100%	1		-100%	2	0	-100%	0%
CHIAPAS	BENEMERITO DE LAS AMERICAS	5		-100%			100%	5	0	-100%	0%
CHIAPAS	BOCHIL	6		-100%	2		-100%	8	0	-100%	0%
CHIAPAS	BOSQUE EL	1		-100%			100%	1	0	-100%	0%
CHIAPAS	CAHAHOATAN	1		-100%	1		-100%	2	0	-100%	0%
CHIAPAS	CHILON	4		-100%	1		-100%	5	0	-100%	0%
CHIAPAS	COPAINALA	2		-100%			100%	2	0	-100%	0%
CHIAPAS	ESCUINTLA			100%	2		-100%	2	0	-100%	0%
CHIAPAS	FRONTERA COMALAPA	7		-100%	1		-100%	8	0	-100%	0%
CHIAPAS	HUEHUETAN	1		-100%			100%	1	0	-100%	0%
CHIAPAS	JIQUIPILAS	1		-100%	1		-100%	2	0	-100%	0%
CHIAPAS	OCOTEPEC	1		-100%			100%	1	0	-100%	0%
CHIAPAS	SAN FERNANDO	1		-100%			100%	1	0	-100%	0%
CHIAPAS	TENEJAPA	1		-100%			100%	1	0	-100%	0%
CHIAPAS	TILA	1		-100%			100%	1	0	-100%	0%
CHIHUAHUA	ALDAMA			100%	1		-100%	1	0	-100%	0%
CHIHUAHUA	ALLENDE			100%	1		-100%	1	0	-100%	0%
CHIHUAHUA	BUENAVENTURA	1		-100%	1		-100%	2	0	-100%	0%
CHIHUAHUA	CASAS GRANDES			100%	2		-100%	2	0	-100%	0%
CHIHUAHUA	DESCONOCIDO	1		-100%	1		-100%	2	0	-100%	0%
CHIHUAHUA	GUADALUPE	11		-100%	12		-100%	23	0	-100%	0%
CHIHUAHUA	IGNACIO ZARAGOZA			100%	1		-100%	1	0	-100%	0%
CHIHUAHUA	JANOS			100%	1		-100%	1	0	-100%	0%
CHIHUAHUA	JIMENEZ	2		-100%			100%	2	0	-100%	0%
CHIHUAHUA	NAMIQUIPA	1		-100%	1		-100%	2	0	-100%	0%
CHIHUAHUA	NUEVO CASAS GRANDES	1		-100%	3		-100%	4	0	-100%	0%
CHIHUAHUA	SAN FRANCISCO DEL ORO	1		-100%			100%	1	0	-100%	0%
COAHUILA	ALLENDE	5		-100%			100%	5	0	-100%	0%
COAHUILA	ESCOBEDO	1		-100%			100%	1	0	-100%	0%

COAHUILA	HIDALGO		100%	1	-100%	1	0	-100%	0%
COAHUILA	PARRAS	1	-100%	1	-100%	2	0	-100%	0%
COAHUILA	PROGRESO		100%	1	-100%	1	0	-100%	0%
COLIMA	COMALA	1	-100%		100%	1	0	-100%	0%
COLIMA	COQUIMATLAN	1	-100%		100%	1	0	-100%	0%
COLIMA	MINATITLAN	9	-100%	6	-100%	15	0	-100%	0%
DURANGO	GUADALUPE VICTORIA	1	-100%		100%	1	0	-100%	0%
DURANGO	PANUCO DE CORONADO	1	-100%		100%	1	0	-100%	0%
DURANGO	PEDON BLANCO	1	-100%		100%	1	0	-100%	0%
DURANGO	SAN JUAN DEL RIO	6	-100%	1	-100%	7	0	-100%	0%
DURANGO	SANTIAGO PAPASQUIARO		100%	1	-100%	1	0	-100%	0%
DURANGO	TAMAZULA	5	-100%		100%	5	0	-100%	0%
DURANGO	TEPEHUANES	1	-100%		100%	1	0	-100%	0%
EXTRANJERO	NO USAR ESTA CLAVE	1	-100%		100%	1	0	-100%	0%
GUANAJUATO	CORONEO	3	-100%		100%	3	0	-100%	0%
GUANAJUATO	SANTA CATARINA	2	-100%	9	-100%	11	0	-100%	0%
GUANAJUATO	TIERRA BLANCA	1	-100%	1	-100%	2	0	-100%	0%
GUANAJUATO	VICTORIA	3	-100%	2	-100%	5	0	-100%	0%
GUERRERO	AHUACUOTZINGO	1	-100%		100%	1	0	-100%	0%
GUERRERO	AJUCHITLAN DEL PROGRESO		100%	1	-100%	1	0	-100%	0%
GUERRERO	ATLAMAJALCINGO DEL MONTE	1	-100%		100%	1	0	-100%	0%
GUERRERO	ATLIXTAC	1	-100%		100%	1	0	-100%	0%
GUERRERO	AYUTLA DE LOS LIBRES		100%	1	-100%	1	0	-100%	0%
GUERRERO	BUENAVISTA DE CUELLAR	1	-100%		100%	1	0	-100%	0%
GUERRERO	CUALAC	1	-100%		100%	1	0	-100%	0%
GUERRERO	FLORENCIO VILLARREAL	1	-100%		100%	1	0	-100%	0%
GUERRERO	GENERAL HELIODORO CASTILLO	2	-100%	1	-100%	3	0	-100%	0%
GUERRERO	HUAMUXTITLAN	1	-100%		100%	1	0	-100%	0%
GUERRERO	IGUALAPA	2	-100%	1	-100%	3	0	-100%	0%
GUERRERO	IXCATEOPAN DE CUAUHEMOC	1	-100%		100%	1	0	-100%	0%
GUERRERO	JOSE JOAQUIN DE HERRERA		100%	1	-100%	1	0	-100%	0%
GUERRERO	JUCHITAN	1	-100%		100%	1	0	-100%	0%
GUERRERO	LEONARDO BRAVO	2	-100%		100%	2	0	-100%	0%
GUERRERO	OLINALA	2	-100%		100%	2	0	-100%	0%
GUERRERO	OMETEPEC	4	-100%	3	-100%	7	0	-100%	0%
GUERRERO	SAN MARCOS	4	-100%		100%	4	0	-100%	0%
GUERRERO	TECOANAPA	1	-100%		100%	1	0	-100%	0%
HIDALGO	ALFAJAYUCAN	1	-100%	2	-100%	3	0	-100%	0%
HIDALGO	DESCONOCIDO	1	-100%		100%	1	0	-100%	0%
HIDALGO	METEPEC	1	-100%	1	-100%	2	0	-100%	0%
HIDALGO	SANTIAGO DE ANAYA	1	-100%		100%	1	0	-100%	0%
HIDALGO	TENANGO DE DORIA	1	-100%		100%	1	0	-100%	0%
HIDALGO	TEZONTEPEC DE ALDAMA	1	-100%		100%	1	0	-100%	0%
HIDALGO	TIANGUISTENGO		100%	2	-100%	2	0	-100%	0%
HIDALGO	TLANALAPA	1	-100%	3	-100%	4	0	-100%	0%
JALISCO	ACATIC		100%	2	-100%	2	0	-100%	0%
JALISCO	ATOYAC	1	-100%		100%	1	0	-100%	0%
JALISCO	CABO CORRIENTES		100%	1	-100%	1	0	-100%	0%
JALISCO	CHIMALTITAN	1	-100%		100%	1	0	-100%	0%
JALISCO	CIHUATLAN	2	-100%	2	-100%	4	0	-100%	0%
JALISCO	CONCEPCION DE BUENOS AIRES	1	-100%		100%	1	0	-100%	0%
JALISCO	CUAUTLA	2	-100%	3	-100%	5	0	-100%	0%
JALISCO	JILOTLAN DE LOS DOLORES	2	-100%		100%	2	0	-100%	0%
JALISCO	MAZAMITLA		100%	1	-100%	1	0	-100%	0%
JALISCO	QUITUPAN		100%	1	-100%	1	0	-100%	0%
JALISCO	TALPA DE ALLENDE		100%	2	-100%	2	0	-100%	0%
JALISCO	TAPALPA		100%	1	-100%	1	0	-100%	0%
JALISCO	TECOLOTLAN		100%	2	-100%	2	0	-100%	0%
JALISCO	TEUCHITLAN	1	-100%		100%	1	0	-100%	0%
JALISCO	TOLIMAN	1	-100%		100%	1	0	-100%	0%
JALISCO	VILLA HIDALGO		100%	1	-100%	1	0	-100%	0%
JALISCO	ZAPOTITLAN DE VADILLO		100%	1	-100%	1	0	-100%	0%
JALISCO	ZAPOTLAN DEL REY		100%	1	-100%	1	0	-100%	0%
MEXICO	CHAPULTEPEC	1	-100%		100%	1	0	-100%	0%
MEXICO	JIQUIPILCO	1	-100%	2	-100%	3	0	-100%	0%

MEXICO	JOCOTITLAN	5	-100%	5	-100%	10	0	-100%	0%
MEXICO	SAN JOSE DEL RINCON	2	-100%		100%	2	0	-100%	0%
MEXICO	TENANGO DEL AIRE	1	-100%		100%	1	0	-100%	0%
MEXICO	TEPETLAXOCTOC	7	-100%	1	-100%	8	0	-100%	0%
MEXICO	TIMILPAN		100%	2	-100%	2	0	-100%	0%
MEXICO	VILLA VICTORIA	3	-100%	1	-100%	4	0	-100%	0%
MEXICO	ZACAZONAPAN	1	-100%		100%	1	0	-100%	0%
MICHOACAN	ANGANGUEO	1	-100%		100%	1	0	-100%	0%
MICHOACAN	APORO		100%	1	-100%	1	0	-100%	0%
MICHOACAN	ATIZAPAN	1	-100%		100%	1	0	-100%	0%
MICHOACAN	BRISEBAS	1	-100%	2	-100%	3	0	-100%	0%
MICHOACAN	CARACUARO	3	-100%		100%	3	0	-100%	0%
MICHOACAN	EPITACIO HUERTA	1	-100%		100%	1	0	-100%	0%
MICHOACAN	IRIMBO		100%	1	-100%	1	0	-100%	0%
MICHOACAN	JIMENEZ	2	-100%		100%	2	0	-100%	0%
MICHOACAN	NAHUATZEN	2	-100%		100%	2	0	-100%	0%
MICHOACAN	TINGAMBATO	2	-100%		100%	2	0	-100%	0%
MICHOACAN	TIQUICHEO DE NICOLAS ROMERO	1	-100%		100%	1	0	-100%	0%
MICHOACAN	TOCUMBO	2	-100%		100%	2	0	-100%	0%
MISSISSIPPI	DESCONOCIDO		100%	1	-100%	1	0	-100%	0%
MORELOS	AMACUZAC	2	-100%		100%	2	0	-100%	0%
MORELOS	AXOCHIAPAN	6	-100%	2	-100%	8	0	-100%	0%
MORELOS	OCUITUCO	2	-100%		100%	2	0	-100%	0%
MORELOS	TEMOAC	2	-100%		100%	2	0	-100%	0%
MORELOS	TLALNEPANTLA	1	-100%		100%	1	0	-100%	0%
NAYARIT	IXTLAN DEL RIO	1	-100%		100%	1	0	-100%	0%
NAYARIT	ROSAMORADA	1	-100%		100%	1	0	-100%	0%
NAYARIT	SANTA MARIA DEL ORO	1	-100%		100%	1	0	-100%	0%
NAYARIT	TECUALA	1	-100%	1	-100%	2	0	-100%	0%
NAYARIT	XALISCO	1	-100%		100%	1	0	-100%	0%
NUEVO LEON	GALEANA	3	-100%		100%	3	0	-100%	0%
NUEVO LEON	GENERAL TREVIDO	1	-100%		100%	1	0	-100%	0%
NUEVO LEON	HERRERAS LOS		100%	1	-100%	1	0	-100%	0%
NUEVO LEON	MINA		100%	2	-100%	2	0	-100%	0%
NUEVO LEON	RAMONES LOS	2	-100%		100%	2	0	-100%	0%
NUEVO LEON	SANTIAGO IXCUINTLA	2	-100%		100%	2	0	-100%	0%
OAXACA	ACATLAN DE PEREZ FIGUEROA	1	-100%		100%	1	0	-100%	0%
OAXACA	ASUNCION OCOTLAN	1	-100%		100%	1	0	-100%	0%
OAXACA	BARRIO DE LA SOLEDAD EL	1	-100%		100%	1	0	-100%	0%
OAXACA	CHALCATONGO DE HIDALGO	1	-100%		100%	1	0	-100%	0%
OAXACA	HUAHUTLA DE JIMENEZ	2	-100%		100%	2	0	-100%	0%
OAXACA	IXPANTEPEC NIEVES	1	-100%		100%	1	0	-100%	0%
OAXACA	NEJAPA DE MADERO	1	-100%		100%	1	0	-100%	0%
OAXACA	PINOTEPA DE DON LUIS	3	-100%		100%	3	0	-100%	0%
OAXACA	PUTLA VILLA DE GUERRERO	1	-100%		100%	1	0	-100%	0%
OAXACA	SAN AGUSTIN LOXICHA	1	-100%		100%	1	0	-100%	0%
OAXACA	SAN BALTAZAR CHICHICAPAM	1	-100%		100%	1	0	-100%	0%
OAXACA	SAN BARTOLO SOYALTEPEC	1	-100%		100%	1	0	-100%	0%
OAXACA	SAN BARTOLOME ZOOGOCHO	1	-100%		100%	1	0	-100%	0%
OAXACA	SAN BERNARDO MIXTEPEC		100%	1	-100%	1	0	-100%	0%
OAXACA	SAN BLAS ATEMPA	3	-100%		100%	3	0	-100%	0%
OAXACA	SAN FRANCISCO TELIXTLAHUCA		100%	1	-100%	1	0	-100%	0%
OAXACA	SAN JERONIMO TAVICHE	1	-100%		100%	1	0	-100%	0%
OAXACA	SAN JERONIMO TLACOHUAYAYA	1	-100%	1	-100%	2	0	-100%	0%
OAXACA	SAN JUAN BAUTISTA TLACHICHILCO	1	-100%		100%	1	0	-100%	0%
OAXACA	SAN PABLO ETLA	1	-100%	2	-100%	3	0	-100%	0%
OAXACA	SAN PABLO HUIXTEPEC	1	-100%		100%	1	0	-100%	0%
OAXACA	SAN PABLO VILLA DE MITLA	1	-100%		100%	1	0	-100%	0%
OAXACA	SAN PEDRO TAPANATEPEC	1	-100%		100%	1	0	-100%	0%
OAXACA	SAN PEDRO TOTOLAPA	1	-100%		100%	1	0	-100%	0%
OAXACA	SAN PEDRO Y SAN PABLO TEPOSCOL		100%	2	-100%	2	0	-100%	0%
OAXACA	SANTA ANA		100%	1	-100%	1	0	-100%	0%
OAXACA	SANTA ANA ZEGACHE	1	-100%		100%	1	0	-100%	0%
OAXACA	SANTA CRUZ XITLA	1	-100%		100%	1	0	-100%	0%
OAXACA	SANTA LUCIA OCOTLAN		100%	1	-100%	1	0	-100%	0%

OAXACA	SANTA MARIA COLOTEPEC	1	-100%	1	-100%	2	0	-100%	0%
OAXACA	SANTA MARIA XADANI	1	-100%		100%	1	0	-100%	0%
OAXACA	SANTA MARIA YOLOTEPEC	1	-100%		100%	1	0	-100%	0%
OAXACA	SANTA MARIA ZACATEPEC		100%	1	-100%	1	0	-100%	0%
OAXACA	SANTIAGO HUAJOLOTITLAN	1	-100%		100%	1	0	-100%	0%
OAXACA	SANTIAGO LAOLLAGA	1	-100%		100%	1	0	-100%	0%
OAXACA	SANTIAGO TILLO	1	-100%	1	-100%	2	0	-100%	0%
OAXACA	TAMAZULACAM DEL ESPIRITU SANTO	1	-100%		100%	1	0	-100%	0%
OAXACA	TEOTITLAN DE FLORES MAGON	1	-100%		100%	1	0	-100%	0%
OAXACA	TLACOLULA DE MATAMOROS	6	-100%	2	-100%	8	0	-100%	0%
OAXACA	VILLA DE TAMAZULAPAM DEL PROGR	2	-100%	1	-100%	3	0	-100%	0%
PUEBLA	ACTEOPAN	2	-100%		100%	2	0	-100%	0%
PUEBLA	AHUEHUETITLA	1	-100%		100%	1	0	-100%	0%
PUEBLA	ALJOJUCA	3	-100%		100%	3	0	-100%	0%
PUEBLA	ALTEPEXI		100%	1	-100%	1	0	-100%	0%
PUEBLA	AMIXTLAN	1	-100%		100%	1	0	-100%	0%
PUEBLA	AXUTLA	1	-100%		100%	1	0	-100%	0%
PUEBLA	CHAPULCO	2	-100%		100%	2	0	-100%	0%
PUEBLA	COATZINGO		100%	1	-100%	1	0	-100%	0%
PUEBLA	CUAUTEMPAN	1	-100%	1	-100%	2	0	-100%	0%
PUEBLA	EPATLAN	1	-100%		100%	1	0	-100%	0%
PUEBLA	GUADALUPE	3	-100%		100%	3	0	-100%	0%
PUEBLA	HUAQUECHULA	1	-100%		100%	1	0	-100%	0%
PUEBLA	HUEYAPAN	2	-100%		100%	2	0	-100%	0%
PUEBLA	HUEYTAMALCO	2	-100%		100%	2	0	-100%	0%
PUEBLA	HUITZILTEPEC		100%	1	-100%	1	0	-100%	0%
PUEBLA	IXCAMILPA DE GUERRERO	1	-100%		100%	1	0	-100%	0%
PUEBLA	JOLALPAN	1	-100%		100%	1	0	-100%	0%
PUEBLA	MAGDALENA TLATLAUQUITEPEC LA	1	-100%		100%	1	0	-100%	0%
PUEBLA	MAZAPILTEPEC DE JUAREZ	1	-100%		100%	1	0	-100%	0%
PUEBLA	OCOTEPEC	1	-100%		100%	1	0	-100%	0%
PUEBLA	PANTEPEC	2	-100%	1	-100%	3	0	-100%	0%
PUEBLA	PETLALCINGO	1	-100%		100%	1	0	-100%	0%
PUEBLA	PIAXTLA	1	-100%		100%	1	0	-100%	0%
PUEBLA	QUIMIXTLAN	2	-100%	1	-100%	3	0	-100%	0%
PUEBLA	SAN GABRIEL CHILAC	1	-100%		100%	1	0	-100%	0%
PUEBLA	SAN MIGUEL IXITLAN	1	-100%		100%	1	0	-100%	0%
PUEBLA	SAN NICOLAS DE BUENOS AIRES	1	-100%		100%	1	0	-100%	0%
PUEBLA	TECOMATLAN	3	-100%		100%	3	0	-100%	0%
PUEBLA	TEPATLAXCO DE HIDALGO	1	-100%		100%	1	0	-100%	0%
PUEBLA	TEPEMAXALCO	1	-100%		100%	1	0	-100%	0%
PUEBLA	TEPEXCO	1	-100%		100%	1	0	-100%	0%
PUEBLA	TEPEYAHUALCO DE CUAUHTEMOC	2	-100%		100%	2	0	-100%	0%
PUEBLA	TETELA DE OCAMPO	1	-100%		100%	1	0	-100%	0%
PUEBLA	TETELES DE AVILA CASTILLO	1	-100%	1	-100%	2	0	-100%	0%
PUEBLA	TIANGUISMANALCO	1	-100%		100%	1	0	-100%	0%
PUEBLA	TLACUILOTEPEC	3	-100%		100%	3	0	-100%	0%
PUEBLA	TLAPACOYA	1	-100%		100%	1	0	-100%	0%
PUEBLA	TOCHIMILCO		100%	1	-100%	1	0	-100%	0%
PUEBLA	VENUSTIANO CARRANZA	3	-100%		100%	3	0	-100%	0%
PUEBLA	VICENTE GUERRERO	2	-100%		100%	2	0	-100%	0%
PUEBLA	XOCHITLAN TODOS SANTOS	1	-100%		100%	1	0	-100%	0%
PUEBLA	YAONAHUAC	1	-100%		100%	1	0	-100%	0%
PUEBLA	ZACAPOAXTLA	2	-100%		100%	2	0	-100%	0%
PUEBLA	ZAPOTITLAN	2	-100%		100%	2	0	-100%	0%
PUEBLA	ZIHUATEUTLA		100%	1	-100%	1	0	-100%	0%
PUEBLA	ZOQUITLAN	1	-100%		100%	1	0	-100%	0%
QUERETARO	LANDA DE MATAMOROS		100%	1	-100%	1	0	-100%	0%
QUINTANA ROO	JOSE MARIA MORELOS	2	-100%	2	-100%	4	0	-100%	0%
QUINTANA ROO	QUERETARO		100%	1	-100%	1	0	-100%	0%
SAN LUIS POTOSI	CERRO DE SAN PEDRO		100%	2	-100%	2	0	-100%	0%
SAN LUIS POTOSI	DESCONOCIDO	1	-100%		100%	1	0	-100%	0%
SAN LUIS POTOSI	MATLAPA		100%	1	-100%	1	0	-100%	0%
SAN LUIS POTOSI	SAN CIRO DE ACOSTA	1	-100%		100%	1	0	-100%	0%
SAN LUIS POTOSI	TAMUIN	4	-100%		100%	4	0	-100%	0%

SAN LUIS POTOSI	VILLA DE GUADALUPE	1	-100%			100%	1	0	-100%	0%	
SAN LUIS POTOSI	VILLA JUAREZ	1	-100%			100%		1	0	-100%	0%
SAN LUIS POTOSI	ZARAGOZA	6	-100%			100%		6	0	-100%	0%
SONORA	NACO		100%		1	-100%		1	0	-100%	0%
SONORA	ROSARIO	1	-100%			100%		1	0	-100%	0%
SONORA	SOYOPA		100%		1	-100%		1	0	-100%	0%
SONORA	YECORA	2	-100%		1	-100%		3	0	-100%	0%
TABASCO	JONUTA	1	-100%			100%		1	0	-100%	0%
TAMAULIPAS	CRUILLAS		100%		1	-100%		1	0	-100%	0%
TAMAULIPAS	DESCONOCIDO	1	-100%			100%		1	0	-100%	0%
TAMAULIPAS	GOMEZ FARIAS	1	-100%		1	-100%		2	0	-100%	0%
TAMAULIPAS	GONZALEZ	2	-100%			100%		2	0	-100%	0%
TAMAULIPAS	GUSTAVO DIAZ ORDAZ	2	-100%			100%		2	0	-100%	0%
TAMAULIPAS	LLERA	1	-100%			100%		1	0	-100%	0%
TAMAULIPAS	MIQUIHUANA	1	-100%			100%		1	0	-100%	0%
TAMAULIPAS	OCAMPO		100%		1	-100%		1	0	-100%	0%
TAMAULIPAS	PADILLA	1	-100%			100%		1	0	-100%	0%
TAMAULIPAS	TULA	2	-100%			100%		2	0	-100%	0%
TAMAULIPAS	VILLAGRAN	1	-100%			100%		1	0	-100%	0%
TEXAS	SAN ANTONIO		100%		1	-100%		1	0	-100%	0%
TLAXCALA	ACUAMANALA DE MIGUEL HIDALGO	2	-100%			100%		2	0	-100%	0%
TLAXCALA	ATLZAYANCA	1	-100%			100%		1	0	-100%	0%
TLAXCALA	IXTENCO	2	-100%		1	-100%		3	0	-100%	0%
TLAXCALA	LAZARO CARDENAS	1	-100%			100%		1	0	-100%	0%
TLAXCALA	SANTA ANA NOPALUCAN	1	-100%			100%		1	0	-100%	0%
TLAXCALA	TEPEYANCO	1	-100%			100%		1	0	-100%	0%
TLAXCALA	TERRENATE	1	-100%			100%		1	0	-100%	0%
TLAXCALA	TOCATLAN	2	-100%			100%		2	0	-100%	0%
TLAXCALA	XALTOCAN	6	-100%		1	-100%		7	0	-100%	0%
TLAXCALA	ZITLALTEPEC DE TRINIDAD SANCH	1	-100%			100%		1	0	-100%	0%
VERACRUZ	APAZAPAN	2	-100%			100%		2	0	-100%	0%
VERACRUZ	ATOYAC	3	-100%			100%		3	0	-100%	0%
VERACRUZ	BENITO JUAREZ	1	-100%			100%		1	0	-100%	0%
VERACRUZ	CATEMACO	2	-100%			100%		2	0	-100%	0%
VERACRUZ	CHALMA	1	-100%			100%		1	0	-100%	0%
VERACRUZ	COAHUILTAN		100%		1	-100%		1	0	-100%	0%
VERACRUZ	COETZALA	1	-100%			100%		1	0	-100%	0%
VERACRUZ	HUAYACOCOTLA		100%		1	-100%		1	0	-100%	0%
VERACRUZ	IXHUATLANCILLO	1	-100%			100%		1	0	-100%	0%
VERACRUZ	IXMATLAHUACAN	1	-100%		1	-100%		2	0	-100%	0%
VERACRUZ	JILOTEPEC		100%		1	-100%		1	0	-100%	0%
VERACRUZ	JOSE AZUETA	1	-100%			100%		1	0	-100%	0%
VERACRUZ	MARIANO ESCOBEDO	1	-100%		1	-100%		2	0	-100%	0%
VERACRUZ	MIXTLA DE ALTAMIRANO	1	-100%			100%		1	0	-100%	0%
VERACRUZ	NAUTLA	1	-100%		1	-100%		2	0	-100%	0%
VERACRUZ	OTEPAN	6	-100%		1	-100%		7	0	-100%	0%
VERACRUZ	PLATON SANCHEZ	2	-100%			100%		2	0	-100%	0%
VERACRUZ	PLAYA VICENTE	2	-100%			100%		2	0	-100%	0%
VERACRUZ	PUEBLO VIEJO	1	-100%			100%		1	0	-100%	0%
VERACRUZ	REYES LOS		100%		1	-100%		1	0	-100%	0%
VERACRUZ	SAN ANDRES TENEJAPAN		100%		1	-100%		1	0	-100%	0%
VERACRUZ	SANTIAGO TUXTLA	1	-100%			100%		1	0	-100%	0%
VERACRUZ	TAMIAHUA		100%		1	-100%		1	0	-100%	0%
VERACRUZ	TEQUILA	1	-100%		1	-100%		2	0	-100%	0%
VERACRUZ	TLALNELHUAYOCAN	1	-100%		1	-100%		2	0	-100%	0%
VERACRUZ	TLILAPAN		100%		1	-100%		1	0	-100%	0%
VERACRUZ	URSULO GALVAN	7	-100%			100%		7	0	-100%	0%
VERACRUZ	UXPANAPA		100%		1	-100%		1	0	-100%	0%
VERACRUZ	XICO		100%		1	-100%		1	0	-100%	0%
VERACRUZ	ZENTLA	1	-100%			100%		1	0	-100%	0%
YUCATAN	CHOCHOLA	1	-100%			100%		1	0	-100%	0%
YUCATAN	CONKAL		100%		1	-100%		1	0	-100%	0%
YUCATAN	TIZIMIN	1	-100%			100%		1	0	-100%	0%
ZACATECAS	APOZOL	1	-100%			100%		1	0	-100%	0%
ZACATECAS	APULCO	1	-100%			100%		1	0	-100%	0%

ZACATECAS	CADITA DE FELIPE PESCADOR
ZACATECAS	GENERAL PANFILO NATERA
ZACATECAS	NOCHISTLAN DE MEJIA
ZACATECAS	SAIN ALTO
ZACATECAS	TLALTENANGO DE SANCHEZ ROMAN
ZACATECAS	VALPARAISO
ZACATECAS	VILLA DE COS
TOTAL GENERAL	

1		-100%
1		-100%
1		-100%
1		-100%
1		-100%
		100%
		100%
35033	30119	-14%

		100%
		100%
		100%
		100%
		100%
1		-100%
1		-100%
19424	19849	2%

1	0	-100%	0%
1	0	-100%	0%
1	0	-100%	0%
1	0	-100%	0%
1	0	-100%	0%
1	0	-100%	0%
1	0	-100%	0%
54457	49968	-8%	100%

PORCENTAJE DE PARTICIPACIÓN POR TIPO DE ROBO Y POR AÑO.

64% **60%**

36% **40%**

OFICINA COORDINADORA DE RIESGOS ASEGURADOS (OCRA)

VEHÍCULOS ROBADOS AL SECTOR ASEGURADOR EN LA: CD. DE MÉXICO, DURANTE EL PERIODO 01/01/2019-31/07/2019 Y SU COMPORTAMIENTO DURANTE EL MISMO PERIODO DE 2018, ORDENADO POR LOS TIPOS MÁS ROBADOS DURANTE 2019.

MARCA	TIPO	TOTAL CD. DE MÉXICO									
		CON VIOLENCIA			ESTACIONADO			TOTAL			
		2018	2019	% DE INCR.	2018	2019	% DE INCR.	2018	2019	% DE INCR.	% DEL TOT.
NISSAN	TSURU	260	162	-38%	456	379	-17%	716	541	-24%	9%
GENERAL MOTORS	AVEO	157	178	13%	179	307	72%	336	485	44%	8%
NISSAN	VERSA	207	159	-23%	82	145	77%	289	304	5%	5%
VOLKSWAGEN	VENTO	209	171	-18%	27	37	37%	236	208	-12%	4%
NISSAN	NP300	58	43	-26%	66	131	98%	124	174	40%	3%
NISSAN	SENTRA	55	50	-9%	61	98	61%	116	148	28%	3%
YAMAHA	111-250	71	46	-35%	69	85	23%	140	131	-6%	2%
BAJAJ	111-250	122	42	-66%	65	67	3%	187	109	-42%	2%
NISSAN	PICK-UP CORTO,LARGO,DOBLE,KING	30	21	-30%	163	84	-48%	193	105	-46%	2%
HONDA	111-250	62	27	-56%	50	71	42%	112	98	-13%	2%
VOLKSWAGEN	JETTA Y CLASICO	90	61	-32%	34	33	-3%	124	94	-24%	2%
NISSAN	TIIDA	41	54	32%	34	39	15%	75	93	24%	2%
GENERAL MOTORS	SONIC	79	56	-29%	23	28	22%	102	84	-18%	1%
GENERAL MOTORS	BEAT	15	34	127%	11	44	300%	26	78	200%	1%
GENERAL MOTORS	SPARK	25	38	52%	34	27	-21%	59	65	10%	1%
BMW	251-650	27	21	-22%	23	43	87%	50	64	28%	1%
SEAT	IBIZA	41	47	15%	12	17	42%	53	64	21%	1%
VOLKSWAGEN	GOL	48	46	-4%	17	14	-18%	65	60	-8%	1%
NISSAN	MARCH	39	31	-21%	17	27	59%	56	58	4%	1%
VOLKSWAGEN	NUEVO JETTA	57	35	-39%	11	20	82%	68	55	-19%	1%
KENWORTH	KENWORTH	22	35	59%	9	19	111%	31	54	74%	1%
HONDA	CRV	42	33	-21%	8	18	125%	50	51	2%	1%
NISSAN	ESTACAS CORTO,LARGO, CHASIS,	20	15	-25%	57	35	-39%	77	50	-35%	1%
NISSAN	XTRAIL	44	34	-23%	13	13	0%	57	47	-18%	1%
KTM	111-250	29	26	-10%	11	20	82%	40	46	15%	1%
MAZDA	3	44	32	-27%	11	13	18%	55	45	-18%	1%
ITALIKA	111-250	87	14	-84%	33	30	-9%	120	44	-63%	1%
YAMAHA	50-110	17	12	-29%	18	29	61%	35	41	17%	1%
FREIGHTLINER	FREIGHTLINER	17	29	71%	1	11	1000%	18	40	122%	1%
VOLKSWAGEN	SEDAN		3	100%	34	34	0%	34	37	9%	1%
NISSAN	URVAN PASAJEROS	8	1	-88%	29	33	14%	37	34	-8%	1%
FORD	F-350,F450,F550, ESTACAS,CHASIS CAB	29	13	-55%	18	20	11%	47	33	-30%	1%
HONDA	CIVIC	11	16	45%	8	16	100%	19	32	68%	1%
CHRYSLER	VOYAGER	7	4	-43%	29	27	-7%	36	31	-14%	1%
BAJAJ	251-650	8	9	13%	11	21	91%	19	30	58%	1%
KIA	SPORTAGE	9	23	156%	4	6	50%	13	29	123%	1%
GENERAL MOTORS	CHEVY	7	6	-14%	18	22	22%	25	28	12%	0%
HONDA	HR-V	11	22	100%	1	6	500%	12	28	133%	0%
YAMAHA	251-650	38	16	-58%	9	12	33%	47	28	-40%	0%
GENERAL MOTORS	TRAX	22	16	-27%	12	10	-17%	34	26	-24%	0%
HONDA	CITY	32	18	-44%	9	8	-11%	41	26	-37%	0%
KTM	251-650	17	14	-18%	5	12	140%	22	26	18%	0%
BMW	COOPER	14	21	50%	4	4	0%	18	25	39%	0%
NISSAN	ICHI-VAN PANEL, URVAN PANEL	6	4	-33%	28	21	-25%	34	25	-26%	0%
TOYOTA	YARIS	20	18	-10%	3	7	133%	23	25	9%	0%
KIA	RIO	19	19	0%	2	5	150%	21	24	14%	0%
NISSAN	FRONTIER PICK UP	6	6	0%	28	18	-36%	34	24	-29%	0%
CHRYSLER	ATTITUDE	19	21	11%	4	2	-50%	23	23	0%	0%
FORD	FIESTA	16	16	0%	13	7	-46%	29	23	-21%	0%
INTERNATIONAL	INTERNATIONAL	11	18	64%	3	5	67%	14	23	64%	0%
TURISTA	MOTOCICLETAS	3	12	300%	5	11	120%	8	23	188%	0%
NISSAN	KICKS	10	13	30%	1	8	700%	11	21	91%	0%
VOLKSWAGEN	POLO	29	18	-38%	6	3	-50%	35	21	-40%	0%
GENERAL MOTORS	SILVERADO PICK UP (C- 2500)	3	5	67%	9	15	67%	12	20	67%	0%
SEAT	TOLEDO	21	16	-24%	6	4	-33%	27	20	-26%	0%
TOYOTA	HIACE	13	13	0%		7	100%	13	20	54%	0%
AUDI	A3	18	14	-22%	4	5	25%	22	19	-14%	0%
FORD	FOCUS	8	8	0%	10	11	10%	18	19	6%	0%
GENERAL MOTORS	CRUZE	11	10	-9%	3	9	200%	14	19	36%	0%
HYUNDAI	GRAND I10	10	14	40%	1	5	400%	11	19	73%	0%
RENAULT	DUSTER	17	12	-29%	6	7	17%	23	19	-17%	0%
TOYOTA	RAV4	5	11	120%	1	8	700%	6	19	217%	0%

VOLKSWAGEN	BETLE	11	15	36%	11	4	-64%	22	19	-14%	0%
CHRYSLER	JEEP GRAND CHEROKEE	4	11	175%	3	7	133%	7	18	157%	0%
KIA	FORTE	11	13	18%	5	5	0%	16	18	13%	0%
SEAT	LEON	13	13	0%	2	5	150%	15	18	20%	0%
TOYOTA	AVANZA	13	8	-38%	1	10	900%	14	18	29%	0%
VOLKSWAGEN	GOLF	21	10	-52%	19	8	-58%	40	18	-55%	0%
SUZUKI	111-250	11	8	-27%	6	9	50%	17	17	0%	0%
SUZUKI	SWIFT	6	11	83%	7	6	-14%	13	17	31%	0%
TOYOTA	SIENNA	4	10	150%	2	7	250%	6	17	183%	0%
GENERAL MOTORS	C-15,1500 PICK UP	2	2	0%	12	14	17%	14	16	14%	0%
GENERAL MOTORS	CHEVY C2	1	3	200%	5	13	160%	6	16	167%	0%
HONDA	FIT	11	11	0%	5	5	0%	16	16	0%	0%
TOYOTA	COROLLA	8	8	0%	2	8	300%	10	16	60%	0%
VOLKSWAGEN	POINTER	5	3	-40%	12	13	8%	17	16	-6%	0%
BMW	SERIE 3	18	8	-56%	6	7	17%	24	15	-38%	0%
HONDA	ACCORD	7	8	14%	3	7	133%	10	15	50%	0%
MAZDA	CX-3	8	13	63%	4	2	-50%	12	15	25%	0%
RENAULT	LOGAN	15	9	-40%	5	6	20%	20	15	-25%	0%
MAZDA	CX5	13	10	-23%	3	4	33%	16	14	-13%	0%
VOLKSWAGEN	TIGUAN	14	9	-36%	4	5	25%	18	14	-22%	0%
CHRYSLER	TOWN & COUNTRY	2	2	0%	6	11	83%	8	13	63%	0%
CHRYSLER	D-350, RAM 3500, 4000 CAJA SECA	8	8	0%		4	100%	8	12	50%	0%
FORD	F-350, 450, 550 CAJA SECA	8	7	-13%	1	5	400%	9	12	33%	0%
CHRYSLER	JEEP PATRIOT	10	6	-40%	2	5	150%	12	11	-8%	0%
FORD	EXPLORER	3	6	100%	3	5	67%	6	11	83%	0%
FORD	FIGO	10	7	-30%	4	4	0%	14	11	-21%	0%
GENERAL MOTORS	CAVALIER		8	100%	1	3	200%	1	11	1000%	0%
GENERAL MOTORS	MATIZ	4	7	75%	8	4	-50%	12	11	-8%	0%
OTROS	OTROS	50	3	-94%	46	8	-83%	96	11	-89%	0%
VOLVO	VOLVO	1	5	400%		6	100%	1	11	1000%	0%
HONDA	ODYSSEY	3	7	133%	1	3	200%	4	10	150%	0%
HYUNDAI	ELANTRA	3	9	200%	1	1	0%	4	10	150%	0%
INTERNATIONAL	CHASIS CABINA 6X4	6	5	-17%	4	5	25%	10	10	0%	0%
MERCEDES BENZ	CLASE C	9	6	-33%	4	4	0%	13	10	-23%	0%
MERCEDES BENZ Y											
FREIGHTLINER	4 X 2 CAJA SECA	10	5	-50%		5	100%	10	10	0%	0%
SEMIRREMOLQUES	CAJA SECA	12	6	-50%	2	4	100%	14	10	-29%	0%
VOLKSWAGEN	PASSAT	11	8	-27%	5	2	-60%	16	10	-38%	0%
YAMAHA	651-1000	10	7	-30%		3	100%	10	10	0%	0%
AUDI	A1	5	3	-40%	5	6	20%	10	9	-10%	0%
BMW	SERIE 1	5	5	0%	4	4	0%	9	9	0%	0%
GENERAL MOTORS	SUBURBAN, CARRY ALL	8	3	-63%	4	6	50%	12	9	-25%	0%
HYUNDAI	CRETA	8	8	0%	1	1	0%	9	9	0%	0%
HYUNDAI	TUCSON	9	7	-22%	2	2	0%	11	9	-18%	0%
KIA	SOUL	2	8	300%		1	100%	2	9	350%	0%
MAZDA	6	4	7	75%	1	2	100%	5	9	80%	0%
MERCEDES BENZ Y											
FREIGHTLINER	6 X 2 CAJA SECA	4	5	25%		4	100%	4	9	125%	0%
PEUGEOT	PARTNER FURGON	2	1	-50%		8	100%	2	9	350%	0%
VENTO	111-250	4	3	-25%	1	6	500%	5	9	80%	0%
VOLKSWAGEN	BORA	15	5	-67%	5	4	-20%	20	9	-55%	0%
VOLKSWAGEN	SAVEIRO	4	6	50%	2	3	50%	6	9	50%	0%
DUCATI	111 250		7	100%		1	100%	0	8	100%	0%
FORD	ESCAPE	12	4	-67%	8	4	-50%	20	8	-60%	0%
GENERAL MOTORS	EXPRESS VAN PASAJEROS	5	2	-60%	19	6	-68%	24	8	-67%	0%
MAZDA	2	3	4	33%	1	4	300%	4	8	100%	0%
MERCEDES BENZ	AUTOBUS URBANO	9	8	-11%			100%	9	8	-11%	0%
TOYOTA	HILUX PICK UP	4	6	50%	2	2	0%	6	8	33%	0%
VOLKSWAGEN	GOLF GTI	3	5	67%	2	3	50%	5	8	60%	0%
VOLKSWAGEN	JETTA MODELO 92 AL 99	8	2	-75%	10	6	-40%	18	8	-56%	0%
CHRYSLER	JEEP CHEROKEE	6	5	-17%	1	2	100%	7	7	0%	0%
GENERAL MOTORS	SILVERADO PICK UP (C- 3500)	3	7	133%	1		-100%	4	7	75%	0%
KIA	SORENTO	3	7	133%			100%	3	7	133%	0%
NISSAN	TSUBAME	1	3	200%	2	4	100%	3	7	133%	0%
SEMIRREMOLQUES	REMOLQUES	3	3	0%		4	100%	3	7	133%	0%
SUZUKI	CIAZ	2	5	150%		2	100%	2	7	250%	0%
VOLKSWAGEN	JETTA MODELO 92 Y ANTERIORES	2	6	200%	1	1	0%	3	7	133%	0%
AUDI	A4	6	2	-67%	3	4	33%	9	6	-33%	0%
AUDI	Q3	2	4	100%		2	100%	2	6	200%	0%
CHRYSLER	JEEP COMPASS	5	4	-20%	5	2	-60%	10	6	-40%	0%
CHRYSLER	JEEP WRANGLER	1	3	200%	3	3	0%	4	6	50%	0%
CHRYSLER	JOURNEY	13	5	-62%	4	1	-75%	17	6	-65%	0%
CHRYSLER	STRATUS Y BREEZE		1	100%	1	5	400%	1	6	500%	0%
FORD	ECOSPORT	3	2	-33%	5	4	-20%	8	6	-25%	0%
HONDA	PILOT	4	4	0%	1	2	100%	5	6	20%	0%

KAWASAKI	251-650	1	3	200%		3	100%	1	6	500%	0%	
NISSAN	PATHFINDER	3	4	33%		2	2	0%	5	6	20%	0%
RENAULT	FLUENCE	1	5	400%			1	100%	1	6	500%	0%
SEMIRREMOLQUES	CAJA REDILAS	4	5	25%		5	1	-80%	9	6	-33%	0%
SEMIRREMOLQUES	TANQUE	3	1	-67%		3	5	67%	6	6	0%	0%
SUZUKI	GRAND VITARA	3	4	33%		3	2	-33%	6	6	0%	0%
VOLKSWAGEN	CRAFTER VAN	2	5	150%			1	100%	2	6	200%	0%
AUDI	Q5	2	2	0%		1	3	200%	3	5	67%	0%
BMW	1001-2000	4	5	25%		4		-100%	8	5	-38%	0%
CHRYSLER	GRAND CARAVAN			100%		2	5	150%	2	5	150%	0%
CHRYSLER	JEEP RENEGADE		4	100%			1	100%	0	5	100%	0%
CHRYSLER	VISION	2	4	100%			1	100%	2	5	150%	0%
FIAT	500	1	1	0%			4	100%	1	5	400%	0%
FIAT	UNO		4	100%			1	100%	0	5	100%	0%
FORD	EDGE	1	4	300%		1	1	0%	2	5	150%	0%
FORD	F-100, F-150 PICK UP	2	2	0%		7	3	-57%	9	5	-44%	0%
FORD	F-350,450,550 CAJA CONTENEDOR	2	1	-50%		2	4	100%	4	5	25%	0%
GENERAL MOTORS	ASTRA	2	1	-50%		2	4	100%	4	5	25%	0%
GENERAL MOTORS	EQUINOX	1	3	200%		2	2	0%	3	5	67%	0%
GENERAL MOTORS	G-30,WAGON,CARGO VAN	1	1	0%		3	4	33%	4	5	25%	0%
GENERAL MOTORS	MALIBU	4	3	-25%		3	2	-33%	7	5	-29%	0%
GENERAL MOTORS	MATIZ G2	2	3	50%		4	2	-50%	6	5	-17%	0%
GENERAL MOTORS	OPTRA		1	100%		4	4	0%	4	5	25%	0%
HARLEY-DAVIDSON	111-250	2	3	50%		1	2	100%	3	5	67%	0%
ITALIKA	251-650	1	3	200%			2	100%	1	5	400%	0%
MAZDA	5		3	100%			2	100%	0	5	100%	0%
NISSAN	NV 350			100%		2	5	150%	2	5	150%	0%
NISSAN	PLATINA		1	100%		4	4	0%	4	5	25%	0%
NISSAN	ROGUE	2	3	50%		3	2	-33%	5	5	0%	0%
RENAULT	CLIO	2	1	-50%		2	4	100%	4	5	25%	0%
SEMIRREMOLQUES	DOLLY	2	2	0%		3	3	0%	5	5	0%	0%
SEMIRREMOLQUES	PLATAFORMA BAJA	1	1	0%		1	4	300%	2	5	150%	0%
TOYOTA	HIGHLANDER	4	5	25%		5		-100%	9	5	-44%	0%
VOLKSWAGEN	CROSSFOX	4	3	-25%		1	2	100%	5	5	0%	0%
VOLKSWAGEN	TRANSPORTER	2	4	100%			1	100%	2	5	150%	0%
ACURA	MDX	1	2	100%		2	2	0%	3	4	33%	0%
BMW	SERIE 4	1	3	200%			1	100%	1	4	300%	0%
CHRYSLER	JEEP LIBERTY	3	1	-67%		4	3	-25%	7	4	-43%	0%
CHRYSLER	NEON	5	3	-40%		5	1	-80%	10	4	-60%	0%
CHRYSLER	RAM 1500	1	1	0%		5	3	-40%	6	4	-33%	0%
DUCATI	651-1000	10	4	-60%		3		-100%	13	4	-69%	0%
FORD	FUSION	5	2	-60%		5	2	-60%	10	4	-60%	0%
FORD	RANGER PICK UP	5	3	-40%		1	1	0%	6	4	-33%	0%
FORD	WINDSTAR			100%		4	4	0%	4	4	0%	0%
GENERAL MOTORS	CAPTIVA	4	1	-75%		3	3	0%	7	4	-43%	0%
GENERAL MOTORS	CARRIOL, EXPRESS CARGO VAN	3	1	-67%		2	3	50%	5	4	-20%	0%
GENERAL MOTORS	CHEYENNE,CHEYENNE SS PICK UP	3		-100%		6	4	-33%	9	4	-56%	0%
GENERAL MOTORS	COLORADO PICK UP		3	100%		1	1	0%	1	4	300%	0%
GENERAL MOTORS	S-10 PICK UP			100%		4	4	0%	4	4	0%	0%
GENERAL MOTORS	TORNADO,CHEVY PICK UP		2	100%		2	2	0%	2	4	100%	0%
HONDA	251-650	4	2	-50%		2	2	0%	6	4	-33%	0%
HYUNDAI	ACCENT	6	4	-33%		1		-100%	7	4	-43%	0%
MITSUBISHI	LANCER	6	1	-83%		1	3	200%	7	4	-43%	0%
NISSAN	ALTIMA	6	2	-67%		3	2	-33%	9	4	-56%	0%
NISSAN	JUKE		2	100%			2	100%	0	4	100%	0%
NISSAN	MAXIMA			100%		1	4	300%	1	4	300%	0%
PEUGEOT	208		1	100%			3	100%	0	4	100%	0%
PEUGEOT	301	6	3	-50%			1	100%	6	4	-33%	0%
RENAULT	MEGANE		2	100%		5	2	-60%	5	4	-20%	0%
RENAULT	STEPWAY	9	1	-89%		2	3	50%	11	4	-64%	0%
SEMIRREMOLQUES	CAJA REFRIGERADA		2	100%		2	2	0%	2	4	100%	0%
SEMIRREMOLQUES	PLATAFORMA ALTA	2	2	0%		2	2	0%	4	4	0%	0%
TOYOTA	PRIUS	1	3	200%			1	100%	1	4	300%	0%
VOLKSWAGEN	DERBY	2		-100%		1	4	300%	3	4	33%	0%
ARMADO	CAMION	1	3	200%		1		-100%	2	3	50%	0%
AUDI	TT		3	100%				100%	0	3	100%	0%
BMW	X5	1	1	0%			2	100%	1	3	200%	0%
BUICK	ENCORE	1	2	100%			1	100%	1	3	200%	0%
CHRYSLER	ATOS	4	2	-50%		1	1	0%	5	3	-40%	0%
CHRYSLER	AVENGER	2	2	0%		2	1	-50%	4	3	-25%	0%
CHRYSLER	D-350, RAM 3500 QUAD CAB PICK UP		1	100%			2	100%	0	3	100%	0%
CHRYSLER	I 10	2	1	-50%		1	2	100%	3	3	0%	0%
CHRYSLER	RAM 700 PICK UP	1	2	100%			1	100%	1	3	200%	0%
CHRYSLER	RAM PICK UP		1	100%		2	2	0%	2	3	50%	0%
CHRYSLER	RAM PROMASTER	2	1	-50%			2	100%	2	3	50%	0%

DUCATI	1001-2000	7	3	-57%	1		-100%	8	3	-63%	0%
FORD	ECONOLINE PASAJEROS	3		-100%	6	3	-50%	9	3	-67%	0%
FORD	F-200, B-200, F- 250 PICK UP	1	3	200%	2		-100%	3	3	0%	0%
FORD	LOBO, KING RANCH PICK UP			100%	1	3	200%	1	3	200%	0%
FORD	TRANSIT CARGA	2	3	50%			100%	2	3	50%	0%
GENERAL MOTORS	C-20,MAXICAB, R 25,C250 PICK UP		2	100%	1	1	0%	1	3	200%	0%
GENERAL MOTORS	C-30,35,36,3500 CAJA SECA	3	2	-33%	1	1	0%	4	3	-25%	0%
GENERAL MOTORS	KODIAK 6 X 4 VOLTEO		3	100%			100%	0	3	100%	0%
GENERAL MOTORS	YUKON		2	100%		1	100%	0	3	100%	0%
HONDA	BRV		3	100%			100%	0	3	100%	0%
HYUNDAI	IX35	1	2	100%		1	100%	1	3	200%	0%
ISUZU	ELF 200		3	100%			100%	0	3	100%	0%
ISUZU	ELF 300		3	100%			100%	0	3	100%	0%
ISUZU	ELF 400	5	1	-80%	1	2	100%	6	3	-50%	0%
KENWORTH	6 X 2 CAJA SECA		1	100%	2	2	0%	2	3	50%	0%
MAZDA	CX7	2	2	0%	5	1	-80%	7	3	-57%	0%
MAZDA	CX9		2	100%	4	1	-75%	4	3	-25%	0%
MERCEDES BENZ	CLASE E	1	2	100%		1	100%	1	3	200%	0%
MERCEDES BENZ	CLASE A	2	2	0%	1	1	0%	3	3	0%	0%
MERCEDES BENZ	CLASE GLA	4	1	-75%	1	2	100%	5	3	-40%	0%
MERCEDES BENZ	CLASE GLC		3	100%			100%	0	3	100%	0%
MERCEDES BENZ	CLASE GLE		3	100%			100%	0	3	100%	0%
MERCEDES BENZ	SPRINTER PASAJEROS	1	2	100%		1	100%	1	3	200%	0%
MITSUBISHI	ENDEAVOR		1	100%		2	100%	0	3	100%	0%
MITSUBISHI	L200 PICK UP DOBLE CABINA	1	2	100%		1	100%	1	3	200%	0%
MITSUBISHI	MIRAGE	2	2	0%		1	100%	2	3	50%	0%
OTRA	OTROS	23		-100%	19	3	-84%	42	3	-93%	0%
PEUGEOT	206	1	3	200%	3		-100%	4	3	-25%	0%
PEUGEOT	207			100%	2	3	50%	2	3	50%	0%
RENAULT	KOLEOS	4	3	-25%			100%	4	3	-25%	0%
RENAULT	SCALA	2	2	100%		1	100%	0	3	100%	0%
SEAT	ATECA		3	100%			100%	0	3	100%	0%
SEMIRREMOLQUES	VOLTEO	1	3	200%			100%	1	3	200%	0%
SUZUKI	IGNIS	1	3	200%			100%	1	3	200%	0%
SUZUKI	SX4	1	3	200%	1		-100%	2	3	50%	0%
TOYOTA	CAMRY	1	1	0%	3	2	-33%	4	3	-25%	0%
TOYOTA	HIACE PANEL	6	3	-50%	2		-100%	8	3	-63%	0%
VOLKSWAGEN	GOLF MODELO 92 Y ANTERIORES	1	2	100%	3	1	-67%	4	3	-25%	0%
ACURA	TL		2	100%	2		-100%	2	2	0%	0%
APRILIA	111-250		1	100%		1	100%	0	2	100%	0%
AUDI	A5		2	100%			100%	0	2	100%	0%
AUDI	A7	2	2	0%			100%	2	2	0%	0%
AUDI	Q7	2	2	0%			100%	2	2	0%	0%
AUDI	S5		2	100%			100%	0	2	100%	0%
BMW	651-1000	9	1	-89%	1	1	0%	10	2	-80%	0%
BMW	SERIE 2		2	100%			100%	0	2	100%	0%
BMW	SERIE 7	1	1	0%	1	1	0%	2	2	0%	0%
BMW	X3	3	2	-33%	2		-100%	5	2	-60%	0%
BMW	X6		2	100%			100%	0	2	100%	0%
CADILLAC	SRX			100%		2	100%	0	2	100%	0%
CAN AM	111-250		2	100%			100%	0	2	100%	0%
CBO	VAN			100%		2	100%	0	2	100%	0%
CHRYSLER	DURANGO	2	2	0%			100%	2	2	0%	0%
CHRYSLER	H 100 CARGA		1	100%		1	100%	0	2	100%	0%
CHRYSLER	NITRO		1	100%		1	100%	0	2	100%	0%
CHRYSLER	RAM PASAJEROS			100%	2	2	0%	2	2	0%	0%
CHRYSLER	RAM 2500		1	100%		1	100%	0	2	100%	0%
CHRYSLER	SHADOW	1		-100%	5	2	-60%	6	2	-67%	0%
CHRYSLER	SPIRIT			100%	3	2	-33%	3	2	-33%	0%
DINA	D-3000,3200,3130 ESTACAS		1	100%		1	100%	0	2	100%	0%
DINAMO	111-250		2	100%			100%	0	2	100%	0%
DUCATI	251 650		1	100%		1	100%	0	2	100%	0%
FIAT	PALIO			100%	1	2	100%	1	2	100%	0%
FORD	4 X 2 CAJA SECA			100%		2	100%	0	2	100%	0%
FORD	ECONOLINE CARGO VAN	1	1	0%	1	1	0%	2	2	0%	0%
FORD	EXPEDITION			100%	1	2	100%	1	2	100%	0%
FORD	IKON	1	2	100%			100%	1	2	100%	0%
FORD	MONDEO	1	1	0%		1	100%	1	2	100%	0%
FORD	MUSTANG	2		-100%	3	2	-33%	5	2	-60%	0%
FORD	THUNDERBIRD		1	100%	2	1	-50%	2	2	0%	0%
FORD	TRANSIT PASAJEROS	2	2	0%			100%	2	2	0%	0%
GENERAL MOTORS	C-30,C35,C36,C3500, CHASIS ESTACAS			100%	3	2	-33%	3	2	-33%	0%
GENERAL MOTORS	CAMARO	1		-100%		2	100%	1	2	100%	0%
GENERAL MOTORS	CORSA	3		-100%	3	2	-33%	6	2	-67%	0%
GENERAL MOTORS	TAHOE	3	2	-33%	2		-100%	5	2	-60%	0%

GENERAL MOTORS	UPLANDER		1	100%		1	1	0%		1	2	100%	0%
GENERAL MOTORS	VENTURE			100%			2	100%		0	2	100%	0%
HARLEY-DAVIDSON	1001-2000			100%		1	2	100%		1	2	100%	0%
HARLEY-DAVIDSON	651-1000			100%			2	100%		0	2	100%	0%
HINO	CAJA SECA	5	1	-80%		1	1	0%		6	2	-67%	0%
HUSQVARNA	251-650	1	2	100%		1		-100%		2	2	0%	0%
HYUNDAI	H200		1	100%		1	1	0%		1	2	100%	0%
HYUNDAI	SONATA	1	2	100%				100%		1	2	100%	0%
INFINITI	Q50		2	100%				100%		0	2	100%	0%
INTERNATIONAL	AUTOBUS URBANO		1	100%		1	1	0%		1	2	100%	0%
ISUZU	ELF 100	1	2	100%				100%		1	2	100%	0%
KENWORTH	4 X 2 CAJA SECA	1	2	100%				100%		1	2	100%	0%
KIA	NIRO HIBRIDO		1	100%			1	100%		0	2	100%	0%
LAND ROVER	RANGE ROVER		1	100%			1	100%		0	2	100%	0%
MERCEDES BENZ	CLASE CLA	1	1	0%			1	100%		1	2	100%	0%
MERCEDES BENZ	CLASE CLS		2	100%				100%		0	2	100%	0%
MERCEDES BENZ	SMART		1	100%			1	100%		0	2	100%	0%
MERCEDES BENZ	SPRINTER CARGO VAN (316, 315)	2	2	0%				100%		2	2	0%	0%
NISSAN	ALMERA			100%			2	100%		0	2	100%	0%
NISSAN	MURANO	1	1	0%			1	100%		1	2	100%	0%
OTRA	50-110		1	100%		1	1	0%		1	2	100%	0%
PEUGEOT	308			100%		1	2	100%		1	2	100%	0%
RENAULT	CAPTUR		2	100%				100%		0	2	100%	0%
RENAULT	SANDERO	2	2	0%		3		-100%		5	2	-60%	0%
SEMIRREMOLQUES	JAULA GANADERA		2	100%				100%		0	2	100%	0%
SUZUKI	651-1000	1	1	0%			1	100%		1	2	100%	0%
SUZUKI	S CROSS	1	1	0%		1	1	0%		2	2	0%	0%
VOLKSWAGEN	BORA SPORTWAGEN			100%			2	100%		0	2	100%	0%
VOLKSWAGEN	CADDY	2	1	-50%		1	1	0%		3	2	-33%	0%
VOLKSWAGEN	EUROVAN PANEL		1	100%			1	100%		0	2	100%	0%
VOLKSWAGEN	SHARAN	1	2	100%		1		-100%		2	2	0%	0%
VOLKSWAGEN	TOUAREG			100%		1	2	100%		1	2	100%	0%
VOLKSWAGEN	VOLKSWAGEN	1	1	0%			1	100%		1	2	100%	0%
ACURA	RDX	2	1	-50%				100%		2	1	-50%	0%
APRILIA	651-1000			100%			1	100%		0	1	100%	0%
AUDI	Q2		1	100%				100%		0	1	100%	0%
AUDI	RS7		1	100%				100%		0	1	100%	0%
AUDI	S3		1	100%				100%		0	1	100%	0%
AUDI	S8		1	100%				100%		0	1	100%	0%
BENELLI	251-650	1		-100%			1	100%		1	1	0%	0%
BMW	SERIE 5	1		-100%		1	1	0%		2	1	-50%	0%
BMW	X1	1	1	0%				100%		1	1	0%	0%
BMW	X4			100%			1	100%		0	1	100%	0%
BUICK	ENCLAVE	2	1	-50%				100%		2	1	-50%	0%
CADILLAC	STS Y CTS		1	100%				100%		0	1	100%	0%
CARABELA	111-250	1	1	0%				100%		1	1	0%	0%
CBO	2200		1	100%				100%		0	1	100%	0%
CHRYSLER	200		1	100%				100%		0	1	100%	0%
CHRYSLER	300	1		-100%		1	1	0%		2	1	-50%	0%
CHRYSLER	CALIBER	1		-100%		1	1	0%		2	1	-50%	0%
CHRYSLER	CORDOBA,MONACO, LE BARON	1		-100%			1	100%		1	1	0%	0%
CHRYSLER	D-350 ESTACAS, CHASIS CAB, RAM ESTACAS,			100%		1	1	0%		1	1	0%	0%
CHRYSLER	D-350, RAM3500,4000 VOLTEO		1	100%				100%		0	1	100%	0%
CHRYSLER	H100 PASAJEROS			100%			1	100%		0	1	100%	0%
CHRYSLER	JEEP COMMANDER		1	100%				100%		0	1	100%	0%
CHRYSLER	PT CRUISER	1		-100%		1	1	0%		2	1	-50%	0%
CHRYSLER	RAM VAN, H100 VAN	1		-100%		1	1	0%		2	1	-50%	0%
DINA	MICROBUS URBANOS	1		-100%		2	1	-50%		3	1	-67%	0%
ESPECIALES	VEHICULOS INDUSTRIALES,AGRICOLAS, CONTRATISTAS	4	1	-75%				100%		4	1	-75%	0%
FIAT	PUNTO		1	100%				100%		0	1	100%	0%
FORD	4 X 2 CAJA REDILAS			100%		1	1	0%		1	1	0%	0%
FORD	ESCORT			100%		2	1	-50%		2	1	-50%	0%
FORD	EXPLORER PICK UP	1		-100%			1	100%		1	1	0%	0%
FORD	F-350,450,550 VOLTEO		1	100%				100%		0	1	100%	0%
FORD	FREESTAR		1	100%		1		-100%		1	1	0%	0%
FORD	RANGER CAJA SECA	1		-100%			1	100%		1	1	0%	0%
FORD	RANGER ESTACAS		1	100%				100%		0	1	100%	0%
FRONTERIZOS	COMERCIALES			100%		1	1	0%		1	1	0%	0%
GENERAL MOTORS	4 X 2 CAJA SECA	1		-100%			1	100%		1	1	0%	0%
GENERAL MOTORS	ACADIA	4	1	-75%				100%		4	1	-75%	0%
GENERAL MOTORS	BLAZER			100%		3	1	-67%		3	1	-67%	0%
GENERAL MOTORS	CAVALIER MODELO 94 Y ANTERIORES			100%			1	100%		0	1	100%	0%

GENERAL MOTORS	G3			100%	1	1	0%	1	1	0%	0%
GENERAL MOTORS	LUV PICK UP,ESTACAS, CREW CAB			100%	4	1	-75%	4	1	-75%	0%
GENERAL MOTORS	MERIVA			100%	1	1	0%	1	1	0%	0%
GENERAL MOTORS	MONTANA			100%		1	100%	0	1	100%	0%
GENERAL MOTORS	P-30, P-31, CARGO VANETTE		1	100%	1		-100%	1	1	0%	0%
GENERAL MOTORS	SUNFIRE			100%	2	1	-50%	2	1	-50%	0%
GENERAL MOTORS	TERRAIN	4	1	-75%	2		-100%	6	1	-83%	0%
GENERAL MOTORS	TRACKER	1		-100%	3	1	-67%	4	1	-75%	0%
GENERAL MOTORS	TRAIL BLAZER			100%	1	1	0%	1	1	0%	0%
GENERAL MOTORS	TRAVERSE	2		-100%	2	1	-50%	4	1	-75%	0%
HINO	300	2	1	-50%			100%	2	1	-50%	0%
HONDA	1001-2000			100%		1	100%	0	1	100%	0%
HONDA	50-110	3		-100%	1	1	0%	4	1	-75%	0%
HUMMER	H3	1		-100%		1	100%	1	1	0%	0%
HUSQVARNA	111-250		1	100%			100%	0	1	100%	0%
HUSQVARNA	651-1000		1	100%			100%	0	1	100%	0%
INFINITI	FX50		1	100%			100%	0	1	100%	0%
INFINITI	QX50		1	100%			100%	0	1	100%	0%
INFINITI	QX60	2	1	-50%			100%	2	1	-50%	0%
INTERNATIONAL	4 X 2 CAJA REDILAS,CHASIS			100%		1	100%	0	1	100%	0%
INTERNATIONAL	4 X 2 CAJA SECA	6	1	-83%	3		-100%	9	1	-89%	0%
INTERNATIONAL	CITYSTAR		1	100%			100%	0	1	100%	0%
IRON CLAN MOTORS	111 250			100%		1	100%	0	1	100%	0%
ISUZU	ELF 500	2	1	-50%			100%	2	1	-50%	0%
JAC	SEI 3			100%		1	100%	0	1	100%	0%
JAGUAR	X		1	100%			100%	0	1	100%	0%
KAWASAKI	651-1000	2	1	-50%			100%	2	1	-50%	0%
KEEWAY	111 250			100%		1	100%	0	1	100%	0%
KIA	OPTIMA	1	1	0%			100%	1	1	0%	0%
KTM	50-110			100%		1	100%	0	1	100%	0%
KURAZAI	111-250	1		-100%		1	100%	1	1	0%	0%
LAND ROVER	DISCOVERY	1		-100%		1	100%	1	1	0%	0%
LAND ROVER	EVOQUE	1	1	0%			100%	1	1	0%	0%
LAND ROVER	LR	1	1	0%			100%	1	1	0%	0%
LEGALIZADO	AUTOMOVILES	1		-100%		1	100%	1	1	0%	0%
LINCOLN	MKZ		1	100%			100%	0	1	100%	0%
LINCOLN	NAVIGATOR	2	1	-50%			100%	2	1	-50%	0%
MAN	CABINA XL 6 X 4		1	100%			100%	0	1	100%	0%
MASERATI	QUATTROPORTE			100%		1	100%	0	1	100%	0%
MB MOTOS	111 250		1	100%			100%	0	1	100%	0%
MERCEDES BENZ	AMG GT		1	100%			100%	0	1	100%	0%
MERCEDES BENZ	CLASE B	2	1	-50%	1		-100%	3	1	-67%	0%
MERCEDES BENZ	CLASE GE			100%		1	100%	0	1	100%	0%
MERCEDES BENZ	CLASE GLK		1	100%			100%	0	1	100%	0%
MERCEDES BENZ	MERCEDES BENZ	1	1	0%			100%	1	1	0%	0%
MERCEDES BENZ	SPRINTER CAJA SECA (316,315)	1	1	0%			100%	1	1	0%	0%
MINI	ASX		1	100%			100%	0	1	100%	0%
MRT	251 650			100%		1	100%	0	1	100%	0%
MV AGUSTA	651-1000		1	100%			100%	0	1	100%	0%
NISSAN	APRIO		1	100%	1		-100%	1	1	0%	0%
NISSAN	CABSTAR CAJA SECA ESTANDAR		1	100%			100%	0	1	100%	0%
NISSAN	HIKARI			100%	1	1	0%	1	1	0%	0%
NISSAN	ICHI VAN PASAJEROS			100%	2	1	-50%	2	1	-50%	0%
NISSAN	INFINITI MODELOS ANTERIORES		1	100%	2		-100%	2	1	-50%	0%
NISSAN	LUCINO			100%	2	1	-50%	2	1	-50%	0%
OTRA	111- 250	1	1	0%	2		-100%	3	1	-67%	0%
OTRA	251-650	2	1	-50%	1		-100%	3	1	-67%	0%
PEUGEOT	2008			100%		1	100%	0	1	100%	0%
PEUGEOT	3008	1	1	0%			100%	1	1	0%	0%
PEUGEOT	306			100%		1	100%	0	1	100%	0%
PEUGEOT	307	1	1	0%	1		-100%	2	1	-50%	0%
PEUGEOT	407			100%		1	100%	0	1	100%	0%
PEUGEOT	607		1	100%			100%	0	1	100%	0%
PEUGEOT	PARTNER TEPEE	1		-100%		1	100%	1	1	0%	0%
PORSCHE	CAYENNE	2	1	-50%			100%	2	1	-50%	0%
RENAULT	KANGOO CARGA	1	1	0%	2		-100%	3	1	-67%	0%
RENAULT	KANGOO PASAJEROS	2	1	-50%			100%	2	1	-50%	0%
RENAULT	LAGUNA		1	100%			100%	0	1	100%	0%
RENAULT	OROCH		1	100%			100%	0	1	100%	0%
RENAULT	RENAULT MODELO 86 Y ANTERIORES	1		-100%		1	100%	1	1	0%	0%
RENAULT	SAFRANE	1		-100%		1	100%	1	1	0%	0%
RENAULT	TRAFIC PASAJEROS		1	100%			100%	0	1	100%	0%
SAAB	9-3'		1	100%			100%	0	1	100%	0%
SCANIA	SCANIA	1	1	0%			100%	1	1	0%	0%
SEMIRREMOLQUES	CAJA REFREQUERA	2		-100%		1	100%	2	1	-50%	0%

SUZUKI	251-650	1	1	0%			100%	1	1	0%	0%	
SUZUKI	50-110			100%			1	100%	0	1	100%	0%
SUZUKI	KIZASHI			100%				100%	0	1	100%	0%
SUZUKI	VITARA	3	1	-67%				100%	3	1	-67%	0%
TOYOTA	CHR			100%				100%	0	1	100%	0%
TOYOTA	SEQUOIA			100%				100%	0	1	100%	0%
TOYOTA	TACOMA PICK UP			100%		2	-100%		2	1	-50%	0%
TRIUMPH	651-1000	1	1	0%				100%	1	1	0%	0%
VENTO	251-650			100%				100%	0	1	100%	0%
VOLKSWAGEN	4 X 2 CAJA SECA			100%				100%	0	1	100%	0%
VOLKSWAGEN	6 X 2 CAJA SECA	1	1	0%				100%	1	1	0%	0%
VOLKSWAGEN	AMAROK	1	1	0%				100%	1	1	0%	0%
VOLKSWAGEN	ATLANTIC			100%		3	1	-67%	3	1	-67%	0%
VOLKSWAGEN	COMBI PANEL			100%			1	100%	0	1	100%	0%
VOLKSWAGEN	COMBI,CARABEL SERVICIO PÚBLICO			100%			1	100%	0	1	100%	0%
VOLKSWAGEN	CORSAR, VARIANT			100%			1	100%	0	1	100%	0%
VOLKSWAGEN	CRAFTER CAJA SECA	1	1	0%		1	-100%		2	1	-50%	0%
VOLKSWAGEN	CROSSGOLF			100%				100%	0	1	100%	0%
VOLKSWAGEN	GOLF MODELO 92 AL 99			100%		2	-100%		2	1	-50%	0%
VOLKSWAGEN	LUPO	1		-100%		1	1	0%	2	1	-50%	0%
VOLKSWAGEN	UP	1		-100%			1	100%	1	1	0%	0%
VOLVO	AUTOBUS FORANEO			100%				100%	0	1	100%	0%
VOLVO	XC90			100%			1	100%	0	1	100%	0%
ACURA	TSX			100%		1	-100%		1	0	-100%	0%
ALESSIA CARABELA	111 250	1		-100%				100%	1	0	-100%	0%
ALFA ROMEO	GIULIETTA	2		-100%				100%	2	0	-100%	0%
ARGO	111-250			100%		1	-100%		1	0	-100%	0%
BAJAJ	50-110	1		-100%		1	-100%		2	0	-100%	0%
BMW	I3 ELECTRICO	1		-100%				100%	1	0	-100%	0%
CADILLAC	ATS	1		-100%				100%	1	0	-100%	0%
CHRYSLER	CHARGER	2		-100%				100%	2	0	-100%	0%
CHRYSLER	CIRRUS	1		-100%		1	-100%		2	0	-100%	0%
CHRYSLER	D-350, RAM 3500,4000 PLATAFORMA	2		-100%				100%	2	0	-100%	0%
CHRYSLER	DART	2		-100%				100%	2	0	-100%	0%
CHRYSLER	D-W250 VAN			100%		1	-100%		1	0	-100%	0%
CHRYSLER	H300	1		-100%				100%	1	0	-100%	0%
CHRYSLER	NEW YORKER LH			100%		1	-100%		1	0	-100%	0%
CHRYSLER	PACIFICA	1		-100%				100%	1	0	-100%	0%
CHRYSLER	PHANTOM			100%		1	-100%		1	0	-100%	0%
CHRYSLER	RAM CHARGER	1		-100%		2	-100%		3	0	-100%	0%
CHRYSLER	RAM VAN, MAXI VAN			100%		3	-100%		3	0	-100%	0%
DINA	4 X 2 CAJA REDILAS	1		-100%				100%	1	0	-100%	0%
DINA	4 X 2 CAJA SECA	2		-100%				100%	2	0	-100%	0%
DINA	6 X 2, 6 X 4 TRACTOCAMION	1		-100%				100%	1	0	-100%	0%
DINA	6 X 4 VOLTEO			100%		2	-100%		2	0	-100%	0%
DINLI	111-250	1		-100%		1	-100%		2	0	-100%	0%
FORD	CONTOUR			100%		1	-100%		1	0	-100%	0%
FORD	F-350,450,550 CAJA REFRIGERADA			100%		1	-100%		1	0	-100%	0%
FORD	F-350,450,550 PLATAFORMA			100%		1	-100%		1	0	-100%	0%
FRONTERIZOS	AUTOMOVILES	6		-100%		9	-100%		15	0	-100%	0%
GENERAL MOTORS	C-30,35,36, 3500 CAJA REFRIGERADA	1		-100%				100%	1	0	-100%	0%
GENERAL MOTORS	C-30,35,36,3500 VOLTEO			100%		1	-100%		1	0	-100%	0%
GENERAL MOTORS	CANYON PICK UP	1		-100%				100%	1	0	-100%	0%
GENERAL MOTORS	G5	1		-100%				100%	1	0	-100%	0%
GENERAL MOTORS	GRAN PRIX			100%		1	-100%		1	0	-100%	0%
GENERAL MOTORS	HHR	1		-100%				100%	1	0	-100%	0%
GENERAL MOTORS	IMPALA	1		-100%				100%	1	0	-100%	0%
GENERAL MOTORS	SIERRA PICK UP	1		-100%		1	-100%		2	0	-100%	0%
GENERAL MOTORS	VECTRA			100%		1	-100%		1	0	-100%	0%
GENERAL MOTORS	ZAFIRA	1		-100%				100%	1	0	-100%	0%
GIANT	PICK-UP			100%		1	-100%		1	0	-100%	0%
HARLEY-DAVIDSON	251-650	2		-100%				100%	2	0	-100%	0%
HONDA	651-1000	1		-100%				100%	1	0	-100%	0%
HYUNDAI	GENESSIS			100%		1	-100%		1	0	-100%	0%
HYUNDAI	SANTA FE	1		-100%				100%	1	0	-100%	0%
INFINITI	Q60	1		-100%				100%	1	0	-100%	0%
INTERNATIONAL	4 X 2 CAJA MUDANCERA	1		-100%				100%	1	0	-100%	0%
INTERNATIONAL	4 X 2 CAJA REDILAS	1		-100%				100%	1	0	-100%	0%
ISLO	111-250	3		-100%		3	-100%		6	0	-100%	0%
ISUZU	ELF600	2		-100%		1	-100%		3	0	-100%	0%
ISUZU	FORWARD 800			100%		1	-100%		1	0	-100%	0%
JAGUAR	XE	1		-100%				100%	1	0	-100%	0%
JINHAO	111-250			100%		1	-100%		1	0	-100%	0%
KENWORTH	6 X 2 CAJA REDILAS	1		-100%				100%	1	0	-100%	0%
LAND ROVER	FREELANDER	1		-100%				100%	1	0	-100%	0%

LEGALIZADO	COMERCIALES		100%	1	-100%	1	0	-100%	0%		
LEGALIZADO	TRACTOCAMION		100%	1	-100%	1	0	-100%	0%		
LINCOLN	MKC	1	-100%		100%	1	0	-100%	0%		
LINCOLN	MKX	1	-100%	1	-100%	2	0	-100%	0%		
MAZDA	MX5		100%	1	-100%	1	0	-100%	0%		
MERCEDES BENZ	CLASE CL	2	-100%		100%	2	0	-100%	0%		
MERCEDES BENZ	CLASE ML	1	-100%		100%	1	0	-100%	0%		
MERCEDES BENZ	SPRINTER CARGO VAN (416,415)	1	-100%		100%	1	0	-100%	0%		
MERCEDES BENZ	SPRINTER SERVICIO PÚBLICO	1	-100%		100%	1	0	-100%	0%		
MERCURY	SABLE		100%	1	-100%	1	0	-100%	0%		
MITSUBISHI	ECLIPSE		100%	1	-100%	1	0	-100%	0%		
MITSUBISHI	OUTLANDER	5	-100%		100%	5	0	-100%	0%		
MV AGUSTA	251-650		100%	1	-100%	1	0	-100%	0%		
NISSAN	370Z		100%	1	-100%	1	0	-100%	0%		
NISSAN	NOTE	2	-100%		100%	2	0	-100%	0%		
NISSAN	QUEST	1	-100%	2	-100%	3	0	-100%	0%		
NISSAN	XTERRA		100%	1	-100%	1	0	-100%	0%		
PEUGEOT	111-250	1	-100%		100%	1	0	-100%	0%		
PIAGGIO	ESTACAS		100%	6	-100%	6	0	-100%	0%		
QLINK	111-250	1	-100%		100%	1	0	-100%	0%		
RENAULT	SCENIC		100%	1	-100%	1	0	-100%	0%		
RENAULT	TRAFIC CARGA	1	-100%		100%	1	0	-100%	0%		
ROVER	75		100%	1	-100%	1	0	-100%	0%		
SEAT	CORDOBA	1	-100%	1	-100%	2	0	-100%	0%		
SEMIRREMOLQUES	OTRO TIPO DE SEMIRREMOLQUE		100%	1	-100%	1	0	-100%	0%		
SEMIRREMOLQUES	TOLVA CEMENTERA		100%	1	-100%	1	0	-100%	0%		
STERLING	6 X 2 CAJA REDILAS		100%	1	-100%	1	0	-100%	0%		
SUBARU	B9 TRIBECA		100%	1	-100%	1	0	-100%	0%		
SUBARU	FORESTER	1	-100%		100%	1	0	-100%	0%		
SUBARU	WRX	1	-100%		100%	1	0	-100%	0%		
SUZUKI	1001-2000		100%	1	-100%	1	0	-100%	0%		
TOYOTA	FJ CRUISER		100%	1	-100%	1	0	-100%	0%		
TOYOTA	HIACE SERVICIO PÚBLICO	1	-100%		100%	1	0	-100%	0%		
TVS	111-250		100%	1	-100%	1	0	-100%	0%		
VENTO	50-110	1	-100%		100%	1	0	-100%	0%		
VOLKSWAGEN	CARIBE, BRASILIA, SAFARI		100%	1	-100%	1	0	-100%	0%		
VOLKSWAGEN	COMBI		100%	2	-100%	2	0	-100%	0%		
VOLKSWAGEN	EUROVAN PASAJEROS		100%	1	-100%	1	0	-100%	0%		
VOLKSWAGEN	POINTER PICK UP		100%	2	-100%	2	0	-100%	0%		
VOLKSWAGEN	TRANSPORTER PASAJEROS	1	-100%		100%	1	0	-100%	0%		
VOLVO	S40		100%	1	-100%	1	0	-100%	0%		
VOLVO	S60		100%	2	-100%	2	0	-100%	0%		
VOLVO	S80		100%	1	-100%	1	0	-100%	0%		
VOLVO	V40	1	-100%		100%	1	0	-100%	0%		
VOLVO	XC60		100%	1	-100%	1	0	-100%	0%		
YAMAHA	1001-2000	1	-100%	1	-100%	2	0	-100%	0%		
ZANETTI	251-650	1	-100%		100%	1	0	-100%	0%		
TOTAL GENERAL		3448	2834	-18%	2607	2934	13%	6055	5768	-5%	100%

PORCENTAJE DE PARTICIPACIÓN POR TIPO DE ROBO Y POR AÑO.

57% **49%**

43% **51%**

OFICINA COORDINADORA DE RIESGOS ASEGURADOS (OCRA)

VEHÍCULOS ROBADOS AL SECTOR ASEGURADOR EN EL: EDO. DE MÉXICO, DURANTE EL PERIODO 01/01/2019-31/07/2019 Y SU COMPORTAMIENTO DURANTE EL MISMO PERIODO DE 2018, ORDENADO POR LOS TIPOS MÁS ROBADOS DURANTE 2019.

MARCA	TIPO	TOTAL EDO. DE MÉXICO									
		CON VIOLENCIA			ESTACIONADO			TOTAL			
		2018	2019	% DE INCR.	2018	2019	% DE INCR.	2018	2019	% DE INCR.	% DEL TOT.
NISSAN	VERSA	840	521	-38%	151	438	190%	991	959	-3%	7%
GENERAL MOTORS	AVEO	502	465	-7%	170	201	18%	672	666	-1%	5%
VOLKSWAGEN	VENTO	610	557	-9%	36	42	17%	646	599	-7%	4%
NISSAN	TSURU	192	105	-45%	504	319	-37%	696	424	-39%	3%
NISSAN	NP300	216	246	14%	78	153	96%	294	399	36%	3%
NISSAN	SENTRA	342	200	-42%	86	183	113%	428	383	-11%	3%
VOLKSWAGEN	JETTA Y CLASICO	393	330	-16%	48	41	-15%	441	371	-16%	3%
KENWORTH	KENWORTH	248	201	-19%	71	109	54%	319	310	-3%	2%
NISSAN	MARCH	245	181	-26%	60	128	113%	305	309	1%	2%
GENERAL MOTORS	BEAT	93	228	145%	15	68	353%	108	296	174%	2%
ITALIKA	111-250	393	88	-78%	168	153	-9%	561	241	-57%	2%
FORD	F-350,F450,F550, ESTACAS,CHASIS CAB	169	174	3%	79	66	-16%	248	240	-3%	2%
NISSAN	TIIDA	153	108	-29%	59	131	122%	212	239	13%	2%
GENERAL MOTORS	SPARK	198	156	-21%	49	77	57%	247	233	-6%	2%
GENERAL MOTORS	SONIC	292	186	-36%	40	34	-15%	332	220	-34%	2%
NISSAN	PICK-UP CORTO,LARGO,DOBLE,KING	151	98	-35%	182	106	-42%	333	204	-39%	1%
VOLKSWAGEN	GOL	233	178	-24%	30	23	-23%	263	201	-24%	1%
SEAT	IBIZA	217	170	-22%	30	22	-27%	247	192	-22%	1%
FREIGHTLINER	FREIGHTLINER	92	124	35%	29	55	90%	121	179	48%	1%
HONDA	CRV	172	157	-9%	11	12	9%	183	169	-8%	1%
VOLKSWAGEN	NUEVO JETTA	171	140	-18%	20	18	-10%	191	158	-17%	1%
NISSAN	XTRAIL	131	125	-5%	15	17	13%	146	142	-3%	1%
KIA	RIO	96	123	28%	14	13	-7%	110	136	24%	1%
NISSAN	URVAN PASAJEROS	90	87	-3%	44	45	2%	134	132	-1%	1%
NISSAN	ESTACAS CORTO,LARGO, CHASIS,	113	73	-35%	77	56	-27%	190	129	-32%	1%
HONDA	111-250	97	58	-40%	39	62	59%	136	120	-12%	1%
MAZDA	3	144	107	-26%	12	10	-17%	156	117	-25%	1%
NISSAN	KICKS	67	107	60%	2	10	400%	69	117	70%	1%
GENERAL MOTORS	TRAX	88	96	9%	19	20	5%	107	116	8%	1%
TOYOTA	HIACE	60	72	20%	16	42	163%	76	114	50%	1%
SEMIRREMOLQUES	CAJA SECA	109	90	-17%	17	22	29%	126	112	-11%	1%
KIA	SPORTAGE	78	102	31%	7	9	29%	85	111	31%	1%
INTERNATIONAL	INTERNATIONAL	94	76	-19%	37	33	-11%	131	109	-17%	1%
CHRYSLER	ATTITUDE	66	90	36%	14	18	29%	80	108	35%	1%
YAMAHA	111-250	96	72	-25%	40	34	-15%	136	106	-22%	1%
KIA	FORTE	64	82	28%	3	9	200%	67	91	36%	1%
TOYOTA	AVANZA	64	79	23%	10	5	-50%	74	84	14%	1%
HONDA	HR-V	66	80	21%	4	3	-25%	70	83	19%	1%
MAZDA	CX5	52	74	42%	4	7	75%	56	81	45%	1%
HONDA	CITY	97	74	-24%	10	5	-50%	107	79	-26%	1%
VOLKSWAGEN	POLO	94	71	-24%	9	6	-33%	103	77	-25%	1%
BAJAJ	111-250	63	38	-40%	38	30	-21%	101	68	-33%	0%
GENERAL MOTORS	CHEVY	21	19	-10%	44	49	11%	65	68	5%	0%
FORD	FIESTA	65	54	-17%	17	12	-29%	82	66	-20%	0%
SEAT	TOLEDO	71	61	-14%	6	4	-33%	77	65	-16%	0%
TOYOTA	YARIS	67	50	-25%	3	13	333%	70	63	-10%	0%
FORD	FIGO	35	53	51%	4	9	125%	39	62	59%	0%
HYUNDAI	GRAND I10	70	51	-27%		8	100%	70	59	-16%	0%
SEMIRREMOLQUES	CAJA REDILAS	20	34	70%	31	23	-26%	51	57	12%	0%
TOYOTA	HILUX PICK UP	37	49	32%	9	8	-11%	46	57	24%	0%
NISSAN	FRONTIER PICK UP	51	36	-29%	30	18	-40%	81	54	-33%	0%
HONDA	CIVIC	47	41	-13%	9	12	33%	56	53	-5%	0%
SEAT	LEON	55	48	-13%	7	5	-29%	62	53	-15%	0%
FORD	FOCUS	51	40	-22%	12	10	-17%	63	50	-21%	0%
GENERAL MOTORS	CRUZE	47	41	-13%	4	9	125%	51	50	-2%	0%
MERCEDES BENZ Y FREIGHLINER	4 X 2 CAJA SECA	33	32	-3%	10	18	80%	43	50	16%	0%
HYUNDAI	TUCSON	41	46	12%	3	3	0%	44	49	11%	0%
SEMIRREMOLQUES	DOLLY	33	32	-3%	18	16	-11%	51	48	-6%	0%
GENERAL MOTORS	SILVERADO PICK UP (C- 2500)	25	26	4%	11	21	91%	36	47	31%	0%
INTERNATIONAL	CHASIS CABINA 6X4	22	32	45%	15	11	-27%	37	43	16%	0%
RENAULT	DUSTER	47	38	-19%	5	5	0%	52	43	-17%	0%

VOLKSWAGEN	GOLF	55	37	-33%	13	6	-54%	68	43	-37%	0%
BMW	COOPER	27	39	44%	4	3	-25%	31	42	35%	0%
TOYOTA	RAV4	30	34	13%	1	8	700%	31	42	35%	0%
YAMAHA	50-110	14	17	21%	32	24	-25%	46	41	-11%	0%
CHRYSLER	D-350, RAM 3500, 4000 CAJA SECA	19	31	63%	5	9	80%	24	40	67%	0%
FORD	ESCAPE	34	35	3%	5	5	0%	39	40	3%	0%
VOLKSWAGEN	BETLE	51	34	-33%	6	6	0%	57	40	-30%	0%
FORD	F-350, 450, 550 CAJA CONTENEDOR	26	29	12%	4	10	150%	30	39	30%	0%
GENERAL MOTORS	MATIZ	25	15	-40%	13	24	85%	38	39	3%	0%
SUZUKI	SWIFT	38	34	-11%	5	5	0%	43	39	-9%	0%
CHRYSLER	JOURNEY	56	33	-41%	9	5	-44%	65	38	-42%	0%
MAZDA	CX-3	36	37	3%	1	1	0%	37	38	3%	0%
VOLKSWAGEN	JETTA MODELO 92 AL 99	20	26	30%	10	12	20%	30	38	27%	0%
GENERAL MOTORS	CAVALIER	6	30	400%	2	7	250%	8	37	363%	0%
SEMIREMOLQUES	REMOLQUES	19	24	26%	12	13	8%	31	37	19%	0%
HONDA	FIT	51	26	-49%	6	8	33%	57	34	-40%	0%
VOLKSWAGEN	SAVEIRO	16	29	81%	9	5	-44%	25	34	36%	0%
ARMADO	CAMION	21	14	-33%	13	19	46%	34	33	-3%	0%
KIA	SORENTO	34	27	-21%	3	6	100%	37	33	-11%	0%
VOLKSWAGEN	PASSAT	27	27	0%	3	6	100%	30	33	10%	0%
FORD	F-100, F-150 PICK UP	22	23	5%	8	9	13%	30	32	7%	0%
AUDI	A3	41	24	-41%	1	7	600%	42	31	-26%	0%
HYUNDAI	ACCENT	25	31	24%	1		-100%	26	31	19%	0%
VOLKSWAGEN	TIGUAN	22	23	5%	5	8	60%	27	31	15%	0%
HYUNDAI	CRETA	33	28	-15%	1	2	100%	34	30	-12%	0%
SEMIREMOLQUES	CAJA REFRIGERADA	16	20	25%	8	10	25%	24	30	25%	0%
SEMIREMOLQUES	TANQUE	27	17	-37%	24	12	-50%	51	29	-43%	0%
TOYOTA	COROLLA	34	24	-29%	6	5	-17%	40	29	-28%	0%
RENAULT	LOGAN	36	25	-31%	1	3	200%	37	28	-24%	0%
FORD	F-350, 450, 550 CAJA SECA	26	23	-12%	2	4	100%	28	27	-4%	0%
FORD	ECOSPORT	20	23	15%	3	3	0%	23	26	13%	0%
GENERAL MOTORS	CHEVY C2	7	10	43%	16	16	0%	23	26	13%	0%
KENWORTH	6 X 2 CAJA SECA	6	12	100%	11	14	27%	17	26	53%	0%
NISSAN	ICHI-VAN PANEL, URVAN PANEL	26	17	-35%	15	8	-47%	41	25	-39%	0%
VOLKSWAGEN	SEDAN	1	3	200%	29	22	-24%	30	25	-17%	0%
CHRYSLER	VOYAGER	12	5	-58%	29	19	-34%	41	24	-41%	0%
FORD	RANGER PICK UP	28	15	-46%	26	9	-65%	54	24	-56%	0%
KIA	SOUL	25	22	-12%	3	2	-33%	28	24	-14%	0%
SEMIREMOLQUES	PLATAFORMA ALTA	18	17	-6%		7	100%	18	24	33%	0%
VOLVO	VOLVO	17	13	-24%	6	11	83%	23	24	4%	0%
MERCEDES BENZ Y											
FREIGHTLINER	6 X 2 CAJA SECA	15	18	20%	6	5	-17%	21	23	10%	0%
GENERAL MOTORS	EQUINOX	12	15	25%	2	7	250%	14	22	57%	0%
TOYOTA	SIENNA	16	18	13%	1	4	300%	17	22	29%	0%
VOLKSWAGEN	JETTA MODELO 92 Y ANTERIORES	12	19	58%	2	3	50%	14	22	57%	0%
BMW	SERIE 3	22	16	-27%	7	5	-29%	29	21	-28%	0%
GENERAL MOTORS	SILVERADO PICK UP (C- 3500)	17	17	0%	7	4	-43%	24	21	-13%	0%
RENAULT	STEPWAY	35	18	-49%	4	3	-25%	39	21	-46%	0%
VOLKSWAGEN	POINTER	17	9	-47%	12	12	0%	29	21	-28%	0%
BMW	SERIE 1	14	20	43%	2		-100%	16	20	25%	0%
CHRYSLER	JEEP GRAND CHEROKEE	16	13	-19%	5	7	40%	21	20	-5%	0%
AUDI	A4	20	15	-25%	4	4	0%	24	19	-21%	0%
FORD	LOBO, KING RANCH PICK UP	12	19	58%	2		-100%	14	19	36%	0%
FORD	EXPLORER	6	10	67%	3	8	167%	9	18	100%	0%
GENERAL MOTORS	TORNADO, CHEVY PICK UP	14	10	-29%	8	8	0%	22	18	-18%	0%
HYUNDAI	ELANTRA	18	15	-17%		3	100%	18	18	0%	0%
PEUGEOT	301	7	14	100%	2	4	100%	9	18	100%	0%
GENERAL MOTORS	C-15, 1500 PICK UP	8	7	-13%	20	10	-50%	28	17	-39%	0%
ISUZU	ELF 400	3	16	433%	3	1	-67%	6	17	183%	0%
CHRYSLER	JEEP CHEROKEE	16	15	-6%	2	1	-50%	18	16	-11%	0%
FORD	FUSION	8	16	100%	2		-100%	10	16	60%	0%
KTM	111-250	10	9	-10%	2	7	250%	12	16	33%	0%
MAZDA	2	11	12	9%	1	4	300%	12	16	33%	0%
SUZUKI	GRAND VITARA	9	11	22%	4	5	25%	13	16	23%	0%
TOYOTA	TACOMA PICK UP	15	15	0%		1	100%	15	16	7%	0%
KENWORTH	4 X 2 CAJA SECA	6	7	17%	2	8	300%	8	15	88%	0%
NISSAN	ALTIMA	11	13	18%	6	2	-67%	17	15	-12%	0%
SEMIREMOLQUES	PLATAFORMA BAJA	14	13	-7%	3	2	-33%	17	15	-12%	0%
VOLKSWAGEN	BORA	29	7	-76%	8	8	0%	37	15	-59%	0%
GENERAL MOTORS	CAPTIVA	21	10	-52%	2	4	100%	23	14	-39%	0%
GENERAL MOTORS	CHEYENNE, CHEYENNE SS PICK UP	6	9	50%	5	5	0%	11	14	27%	0%
GENERAL MOTORS	OPTRA	11	6	-45%	6	8	33%	17	14	-18%	0%
TOYOTA	CAMRY	6	12	100%	2	2	0%	8	14	75%	0%
TOYOTA	PRIUS	6	11	83%		3	100%	6	14	133%	0%
TURISTA	MOTOCICLETAS	3	7	133%	5	7	40%	8	14	75%	0%

AUDI	A1	22	10	-55%	1	3	200%	23	13	-43%	0%
BMW	X1	7	12	71%	1	1	0%	8	13	63%	0%
CHRYSLER	JEEP COMPASS	18	10	-44%	2	3	50%	20	13	-35%	0%
KTM	251-650	15	9	-40%	1	4	300%	16	13	-19%	0%
NISSAN	NOTE	2	12	500%	2	1	-50%	4	13	225%	0%
TOYOTA	HIACE PANEL	19	12	-37%		1	100%	19	13	-32%	0%
YAMAHA	251-650	14	9	-36%	7	4	-43%	21	13	-38%	0%
ARMADO	TRACTOCAMION	9	10	11%	3	2	-33%	12	12	0%	0%
CHRYSLER	JEEP PATRIOT	11	8	-27%	3	4	33%	14	12	-14%	0%
GENERAL MOTORS	C-30,C35,C36,C3500, CHASIS ESTACAS	17	8	-53%	3	4	33%	20	12	-40%	0%
GENERAL MOTORS	EXPRESS VAN PASAJEROS	9	4	-56%	13	8	-38%	22	12	-45%	0%
GENERAL MOTORS	SUBURBAN, CARRY ALL	4	5	25%	2	7	250%	6	12	100%	0%
HONDA	ODYSSEY	15	12	-20%	1		-100%	16	12	-25%	0%
ISUZU	ELF 500	6	11	83%	1	1	0%	7	12	71%	0%
MAZDA	CX9	8	8	0%	2	4	100%	10	12	20%	0%
MITSUBISHI	MIRAGE	5	7	40%		5	100%	5	12	140%	0%
SUZUKI	VITARA	8	11	38%	1	1	0%	9	12	33%	0%
VOLKSWAGEN	CROSSFOX	15	11	-27%	1	1	0%	16	12	-25%	0%
CHRYSLER	I 10	12	9	-25%		2	100%	12	11	-8%	0%
CHRYSLER	NEON	6	6	0%	4	5	25%	10	11	10%	0%
FORD	4 X 2 CAJA REDILAS	3	9	200%	1	2	100%	4	11	175%	0%
HONDA	BRV		11	100%			100%	0	11	100%	0%
MAZDA	6	11	10	-9%	4	1	-75%	15	11	-27%	0%
NISSAN	PLATINA	13	7	-46%	3	4	33%	16	11	-31%	0%
RENAULT	FLUENCE	16	10	-38%	3	1	-67%	19	11	-42%	0%
SUZUKI	CIAZ	6	11	83%	1		-100%	7	11	57%	0%
AUDI	Q3	11	10	-9%	1		-100%	12	10	-17%	0%
CHRYSLER	RAM 2500	5	8	60%	1	2	100%	6	10	67%	0%
CHRYSLER	TOWN & COUNTRY	5	7	40%	8	3	-63%	13	10	-23%	0%
FIAT	UNO	4	7	75%	2	3	50%	6	10	67%	0%
FORD	EDGE	12	8	-33%		2	100%	12	10	-17%	0%
HINO	CAJA SECA	16	9	-44%		1	100%	16	10	-38%	0%
HONDA	ACCORD	16	8	-50%	2	2	0%	18	10	-44%	0%
HYUNDAI	IX35	12	7	-42%		3	100%	12	10	-17%	0%
MAZDA	CX7	11	8	-27%	1	2	100%	12	10	-17%	0%
MERCEDES BENZ	CLASE A	3	10	233%			100%	3	10	233%	0%
MERCEDES BENZ	CLASE C	22	6	-73%	1	4	300%	23	10	-57%	0%
MITSUBISHI	L200 PICK UP DOBLE CABINA	6	7	17%	1	3	200%	7	10	43%	0%
NISSAN	ROGUE	7	7	0%		3	100%	7	10	43%	0%
OTROS	OTROS	232	4	-98%	47	6	-87%	279	10	-96%	0%
SEMIRREMOLQUES	JAULA GANADERA	6	3	-50%		7	100%	6	10	67%	0%
SUZUKI	111-250	7	6	-14%		4	100%	7	10	43%	0%
VOLKSWAGEN	GOLF GTI	7	8	14%	1	2	100%	8	10	25%	0%
AUDI	Q5	10	7	-30%	1	2	100%	11	9	-18%	0%
BMW	X3	7	7	0%	2	2	0%	9	9	0%	0%
CHRYSLER	VISION	10	6	-40%	1	3	200%	11	9	-18%	0%
FORD	RANGER CAJA SECA	5	7	40%	2	2	0%	7	9	29%	0%
GENERAL MOTORS	ACADIA	8	9	13%	1		-100%	9	9	0%	0%
GENERAL MOTORS	CORSA	10	3	-70%	5	6	20%	15	9	-40%	0%
GENERAL MOTORS	S-10 PICK UP	11	5	-55%	3	4	33%	14	9	-36%	0%
GENERAL MOTORS	TAHOE	6	6	0%	2	3	50%	8	9	13%	0%
ITALIKA	251-650	1	4	300%		5	100%	1	9	800%	0%
MERCEDES BENZ	MERCEDES BENZ	8	9	13%			100%	8	9	13%	0%
NISSAN	JUKE	9	9	0%	3		-100%	12	9	-25%	0%
NISSAN	NV 350	3	5	67%		4	100%	3	9	200%	0%
RENAULT	CLIO	11	7	-36%	4	2	-50%	15	9	-40%	0%
SEMIRREMOLQUES	TOLVA CEMENTERA	2	3	50%	3	6	100%	5	9	80%	0%
VOLKSWAGEN	4 X 2 CAJA SECA	5	7	40%		2	100%	5	9	80%	0%
CHRYSLER	ATOS	5	5	0%	6	3	-50%	11	8	-27%	0%
CHRYSLER	D-350 ESTACAS, CHASIS CAB, RAM ESTACAS,	4	7	75%	2	1	-50%	6	8	33%	0%
CHRYSLER	RAM 700 PICK UP	5	8	60%	1		-100%	6	8	33%	0%
DINA	4 X 2 CAJA SECA	5	4	-20%	3	4	33%	8	8	0%	0%
FORD	IKON	8	5	-38%	2	3	50%	10	8	-20%	0%
GENERAL MOTORS	MALIBU	11	6	-45%	5	2	-60%	16	8	-50%	0%
GENERAL MOTORS	MATIZ G2	5	3	-40%	8	5	-38%	13	8	-38%	0%
HINO	300	4	8	100%			100%	4	8	100%	0%
INTERNATIONAL	4 X 2 CAJA SECA	18	6	-67%	6	2	-67%	24	8	-67%	0%
RENAULT	CAPTUR	7	7	0%		1	100%	7	8	14%	0%
RENAULT	SANDERO	11	6	-45%		2	100%	11	8	-27%	0%
SEAT	ATECA	3	7	133%	2	1	-50%	5	8	60%	0%
SEMIRREMOLQUES	CAJA ENCORTINADA	4	5	25%	2	3	50%	6	8	33%	0%
SEMIRREMOLQUES	PORTACONTENEDOR	7	6	-14%	1	2	100%	8	8	0%	0%
TOYOTA	HIGHLANDER	9	8	-11%			100%	9	8	-11%	0%
AUDI	A6	6	6	0%		1	100%	6	7	17%	0%

BMW	251-650	4	3	-25%	1	4	300%	5	7	40%	0%
CARABELA	111-250	6	4	-33%	1	3	200%	7	7	0%	0%
CHRYSLER	AVENGER	3	5	67%	3	2	-33%	6	7	17%	0%
CHRYSLER	CALIBER	5	5	0%	1	2	100%	6	7	17%	0%
CHRYSLER	JEEP RENEGADE	2	6	200%		1	100%	2	7	250%	0%
FORD	EXPEDITION	6	4	-33%	2	3	50%	8	7	-13%	0%
GENERAL MOTORS	LUV PICK UP,ESTACAS, CREW CAB		4	100%	2	3	50%	2	7	250%	0%
GENERAL MOTORS	SIERRA PICK UP	5	5	0%		2	100%	5	7	40%	0%
HYUNDAI	SANTA FE	2	5	150%		2	100%	2	7	250%	0%
ISUZU	ELF 450	4	7	75%			100%	4	7	75%	0%
ISUZU	ELF600	3	6	100%		1	100%	3	7	133%	0%
MERCEDES BENZ	CLASE GLA	2	7	250%			100%	2	7	250%	0%
MITSUBISHI	LANCER	10	4	-60%	3	3	0%	13	7	-46%	0%
RENAULT	KOLEOS	10	6	-40%		1	100%	10	7	-30%	0%
RENAULT	MEGANE	5	3	-40%	2	4	100%	7	7	0%	0%
SEMIRREMOLQUES	VOLTEO	8	5	-38%		2	100%	8	7	-13%	0%
SUZUKI	IGNIS	1	6	500%		1	100%	1	7	600%	0%
ACURA	RDX	6	6	0%			100%	6	6	0%	0%
BAJAJ	251-650	11	2	-82%	3	4	33%	14	6	-57%	0%
BMW	X4	1	5	400%		1	100%	1	6	500%	0%
CHRYSLER	GRAND CARAVAN	1	2	100%	6	4	-33%	7	6	-14%	0%
CHRYSLER	JEEP WRANGLER	11	5	-55%		1	100%	11	6	-45%	0%
CHRYSLER	SPIRIT		1	100%	9	5	-44%	9	6	-33%	0%
FORD	COURIER PICK UP		3	100%	1	3	200%	1	6	500%	0%
FORD	MUSTANG	5	5	0%		1	100%	5	6	20%	0%
FORD	TRANSIT CARGA	11	4	-64%	1	2	100%	12	6	-50%	0%
FORD	TRANSIT PASAJEROS		6	100%			100%	0	6	100%	0%
FORD	WINDSTAR	1	1	0%	3	5	67%	4	6	50%	0%
GENERAL MOTORS	ASTRA	9	4	-56%	2	2	0%	11	6	-45%	0%
GENERAL MOTORS	BLAZER	1		-100%	6	6	0%	7	6	-14%	0%
GENERAL MOTORS	C-20,MAXICAB, R 25,C250 PICK UP	2	3	50%	5	3	-40%	7	6	-14%	0%
GENERAL MOTORS	TERRAIN	7	5	-29%	1	1	0%	8	6	-25%	0%
HONDA	PILOT	8	5	-38%	1	1	0%	9	6	-33%	0%
MITSUBISHI	ASX	3	5	67%		1	100%	3	6	100%	0%
NISSAN	MURANO	1	5	400%		1	100%	1	6	500%	0%
SEAT	ARONA		6	100%			100%	0	6	100%	0%
SUZUKI	SX4	7	5	-29%	1	1	0%	8	6	-25%	0%
VOLKSWAGEN	CADDY	4	4	0%		2	100%	4	6	50%	0%
VOLKSWAGEN	GOLF MODELO 92 Y ANTERIORES	1	3	200%	3	3	0%	4	6	50%	0%
VOLVO	S60	4	5	25%		1	100%	4	6	50%	0%
BMW	1001-2000	2	4	100%		1	100%	2	5	150%	0%
CHRYSLER	SHADOW		2	100%	5	3	-40%	5	5	0%	0%
FIAT	500	6	4	-33%		1	100%	6	5	-17%	0%
FORD	4 X 2 CAJA SECA		2	100%		3	100%	0	5	100%	0%
GENERAL MOTORS	COLORADO PICK UP	1	5	400%	1		-100%	2	5	150%	0%
GENERAL MOTORS	TRAVERSE	15	5	-67%	2		-100%	17	5	-71%	0%
GENERAL MOTORS	YUKON	4	5	25%	2		-100%	6	5	-17%	0%
ISLO	111-250	13		-100%	7	5	-29%	20	5	-75%	0%
ISUZU	ELF 100	4	5	25%			100%	4	5	25%	0%
KIA	OPTIMA	1	5	400%			100%	1	5	400%	0%
MERCEDES BENZ	CLASE GLC	1	4	300%		1	100%	1	5	400%	0%
MERCEDES BENZ	SPRINTER PASAJEROS	6	4	-33%	1	1	0%	7	5	-29%	0%
MITSUBISHI	OUTLANDER	18	4	-78%	3	1	-67%	21	5	-76%	0%
NISSAN	INFINITI MODELOS ANTERIORES	1	5	400%			100%	1	5	400%	0%
NISSAN	PATHFINDER	10	5	-50%			100%	10	5	-50%	0%
PEUGEOT	PARTNER FURGON	6	4	-33%	5	1	-80%	11	5	-55%	0%
SEAT	CORDOBA	4	3	-25%		2	100%	4	5	25%	0%
VOLKSWAGEN	EUROVAN PASAJEROS	5	4	-20%	3	1	-67%	8	5	-38%	0%
AUDI	A5	7	1	-86%	1	3	200%	8	4	-50%	0%
AUDI	S3	1	3	200%		1	100%	1	4	300%	0%
BMW	X5	4	4	0%			100%	4	4	0%	0%
BUICK	ENCLAVE	2	3	50%		1	100%	2	4	100%	0%
CHRYSLER	CHARGER		4	100%			100%	0	4	100%	0%
CHRYSLER	D-350, RAM 3500,4000 CAJA CONTENEDOR		3	100%		1	100%	0	4	100%	0%
CHRYSLER	DAKOTA PICK UP	2	2	0%	4	2	-50%	6	4	-33%	0%
CHRYSLER	DART	2	3	50%		1	100%	2	4	100%	0%
CHRYSLER	JEEP LIBERTY	6	3	-50%	1	1	0%	7	4	-43%	0%
CHRYSLER	RAM 1500	8	4	-50%	5		-100%	13	4	-69%	0%
CHRYSLER	RAM PICK UP	4	2	-50%		2	100%	4	4	0%	0%
CHRYSLER	STRATUS Y BREEZE		1	100%	5	3	-40%	5	4	-20%	0%
FORD	ESCORT	2		-100%	3	4	33%	5	4	-20%	0%
FORD	EXPLORER PICK UP	2	3	50%	1	1	0%	3	4	33%	0%
FORD	KA	1	1	0%	1	3	200%	2	4	100%	0%
GENERAL MOTORS	CAMARO	6	4	-33%	1		-100%	7	4	-43%	0%

GENERAL MOTORS	CARRIOL, EXPRESS CARGO VAN	3	3	0%	2	1	-50%	5	4	-20%	0%
ISUZU	ELF 200	6	2	-67%	3	2	-33%	9	4	-56%	0%
ISUZU	ELF 300	8	4	-50%	2		-100%	10	4	-60%	0%
JAC	HFC		2	100%		2	100%	0	4	100%	0%
KURAZAI	111-250	2	4	100%			100%	2	4	100%	0%
MAZDA	5		4	100%	2		-100%	2	4	100%	0%
MAZDA	MX5	1	3	200%		1	100%	1	4	300%	0%
MERCEDES BENZ	CLASE E	4	1	-75%	1	3	200%	5	4	-20%	0%
MERCEDES BENZ	SPRINTER CARGO VAN (316, 315)	2	3	50%		1	100%	2	4	100%	0%
NISSAN	APRIO	7	2	-71%	1	2	100%	8	4	-50%	0%
PEUGEOT	207	8	3	-63%	7	1	-86%	15	4	-73%	0%
PEUGEOT	208	5	3	-40%	1	1	0%	6	4	-33%	0%
RENAULT	KANGOO PASAJEROS	3	1	-67%	1	3	200%	4	4	0%	0%
TOYOTA	HIACE SERVICIO PÚBLICO		2	100%		2	100%	0	4	100%	0%
VENTO	111-250	4	2	-50%	4	2	-50%	8	4	-50%	0%
VOLKSWAGEN	6 X 2 CAJA SECA	1	3	200%		1	100%	1	4	300%	0%
VOLKSWAGEN	AMAROK	8	4	-50%			100%	8	4	-50%	0%
VOLVO	S40	4	1	-75%	1	3	200%	5	4	-20%	0%
ACURA	MDX	4	1	-75%	1	2	100%	5	3	-40%	0%
AUDI	Q7	3	2	-33%		1	100%	3	3	0%	0%
BMW	651-1000	2	2	0%	1	1	0%	3	3	0%	0%
BMW	SERIE 2		2	100%	1	1	0%	1	3	200%	0%
CHRYSLER	DURANGO	9	2	-78%	1	1	0%	10	3	-70%	0%
CHRYSLER	H 100 CARGA	3	1	-67%	2	2	0%	5	3	-40%	0%
CHRYSLER	NITRO	3	3	0%			100%	3	3	0%	0%
CHRYSLER	RAM PASAJEROS		2	100%		1	100%	0	3	100%	0%
CHRYSLER	RAM QUAD CAB PICK UP CREW CAB		3	100%			100%	0	3	100%	0%
DINA	MICROBUS URBANOS	1	2	100%		1	100%	1	3	200%	0%
FIAT	MOBI		3	100%	1		-100%	1	3	200%	0%
FIAT	PALIO	2	1	-50%	1	2	100%	3	3	0%	0%
FORD	ECONOLINE PASAJEROS	6	2	-67%	3	1	-67%	9	3	-67%	0%
FORD	THUNDERBIRD	4	3	-25%	2		-100%	6	3	-50%	0%
GENERAL MOTORS	C-30,35,36,3500 CAJA SECA	2	2	0%		1	100%	2	3	50%	0%
GENERAL MOTORS	SUNFIRE		1	100%	3	2	-33%	3	3	0%	0%
GENERAL MOTORS	VENTURE	4	1	-75%	4	2	-50%	8	3	-63%	0%
HONDA	251-650	1	3	200%	1		-100%	2	3	50%	0%
INTERNATIONAL	4 X 2 CAJA REDILAS, CHASIS	3	1	-67%		2	100%	3	3	0%	0%
INTERNATIONAL	4 X 2 CAJA SECA, CHASIS	4	3	-25%			100%	4	3	-25%	0%
JAC	SEI 2	1	3	200%			100%	1	3	200%	0%
KIA	NIRO HIBRIDO		2	100%		1	100%	0	3	100%	0%
LAND ROVER	LR	1	2	100%		1	100%	1	3	200%	0%
MERCEDES BENZ	CLASE CLA	2	3	50%			100%	2	3	50%	0%
MERCURY	SABLE		3	100%			100%	0	3	100%	0%
PEUGEOT	307		1	100%		2	100%	0	3	100%	0%
RENAULT	SCALA	6	2	-67%	2	1	-50%	8	3	-63%	0%
STERLING	4 X 2 CAJA SECA		3	100%			100%	0	3	100%	0%
SUZUKI	ERTIGA		2	100%		1	100%	0	3	100%	0%
SUZUKI	S CROSS	5	3	-40%			100%	5	3	-40%	0%
TANK	111-250	1	1	0%		2	100%	1	3	200%	0%
TOYOTA	CHR		2	100%		1	100%	0	3	100%	0%
VOLKSWAGEN	DERBY	2	1	-50%	3	2	-33%	5	3	-40%	0%
VOLKSWAGEN	TOUAREG	2	2	0%		1	100%	2	3	50%	0%
VOLKSWAGEN	TRANSPORTER PASAJEROS	13	3	-77%			100%	13	3	-77%	0%
ACURA	TL	1	2	100%			100%	1	2	100%	0%
AUDI	A7	2	2	0%			100%	2	2	0%	0%
AUDI	TT	3	2	-33%			100%	3	2	-33%	0%
BMW	SERIE 5	3	2	-33%	1		-100%	4	2	-50%	0%
BMW	X6	1	1	0%		1	100%	1	2	100%	0%
BUICK	ENVISION	1	2	100%			100%	1	2	100%	0%
CADILLAC	ESCALADE	2	2	0%			100%	2	2	0%	0%
CBO	2200		2	100%			100%	0	2	100%	0%
CHRYSLER	200		2	100%			100%	0	2	100%	0%
CHRYSLER	4 X 2 CAJA SECA		2	100%			100%	0	2	100%	0%
CHRYSLER	D-100, H100 PICK UP		1	100%		1	100%	0	2	100%	0%
CHRYSLER	D-350, RAM 3500, 4000 PLATAFORMA	5	2	-60%	4		-100%	9	2	-78%	0%
CHRYSLER	PT CRUISER	1	1	0%	2	1	-50%	3	2	-33%	0%
CHRYSLER	RAM CHARGER	4	1	-75%	1	1	0%	5	2	-60%	0%
CHRYSLER	RAM MEGA PICK UP		2	100%			100%	0	2	100%	0%
CHRYSLER	RAM PROMASTER		1	100%		1	100%	0	2	100%	0%
DINA	6 X 4 VOLTEO	1		-100%	4	2	-50%	5	2	-60%	0%
ESPECIALES	VEHICULOS INDUSTRIALES, AGRICOLAS, CONTRATISTAS	4	1	-75%		1	100%	4	2	-50%	0%
FIAT	DUCATO		2	100%	2		-100%	2	2	0%	0%
FORD	F-200, B-200, F- 250 PICK UP	2	1	-50%		1	100%	2	2	0%	0%

FORD	F-350,450,550 CAJA MUDANCERA	2	2	0%			100%	2	2	0%	0%
FORD	F-350,450,550 PLATAFORMA	13	2	-85%	1		-100%	14	2	-86%	0%
FORD	MONDEO		1	100%	1	1	0%	1	2	100%	0%
FRONTERIZOS	AUTOMOVILES	29	1	-97%	3	1	-67%	32	2	-94%	0%
FRONTERIZOS	COMERCIALES	1	2	100%	1		-100%	2	2	0%	0%
GENERAL MOTORS	C-30,35,36, 3500 CAJA REFRIGERADA		1	100%		1	100%	0	2	100%	0%
GENERAL MOTORS	G-30,WAGON,CARGO VAN	1		-100%	1	2	100%	2	2	0%	0%
GENERAL MOTORS	KODIAK 6 X 4 VOLTEO	1	2	100%			100%	1	2	100%	0%
GENERAL MOTORS	MERIVA	1	1	0%	2	1	-50%	3	2	-33%	0%
GENERAL MOTORS	VECTRA	1	1	0%	1	1	0%	2	2	0%	0%
HINO	CAJA REFRIGERADA	1	1	0%		1	100%	1	2	100%	0%
HONDA	50-110	2	1	-50%		1	100%	2	2	0%	0%
HYUNDAI	SONATA	1	2	100%			100%	1	2	100%	0%
INTERNATIONAL	CITYSTAR		2	100%			100%	0	2	100%	0%
JAC	SEI 3	2	2	0%			100%	2	2	0%	0%
KIA	SEDONA		2	100%			100%	0	2	100%	0%
LAND ROVER	DISCOVERY		2	100%			100%	0	2	100%	0%
LINCOLN	MKC	3	1	-67%		1	100%	3	2	-33%	0%
LINCOLN	MKZ		2	100%			100%	0	2	100%	0%
MERCEDES BENZ	AUTOBUS URBANO	8	2	-75%	1		-100%	9	2	-78%	0%
MERCEDES BENZ	CLASE B	3	2	-33%	1		-100%	4	2	-50%	0%
MERCEDES BENZ	CLASE ML	1	2	100%			100%	1	2	100%	0%
MERCEDES BENZ	SMART		1	100%	1	1	0%	1	2	100%	0%
MERCEDES BENZ	SPRINTER CARGO VAN (416,415)	3	1	-67%		1	100%	3	2	-33%	0%
MERCEDES BENZ	SPRINTER SERVICIO PÚBLICO		1	100%		1	100%	0	2	100%	0%
MERCEDES BENZ Y											
FREIGHTLINER	6 X 4 VOLTEO		2	100%			100%	0	2	100%	0%
MITSUBISHI	ENDEAVOR	2	1	-50%		1	100%	2	2	0%	0%
NISSAN	CABSTAR CAJA SECA ESTANDAR	3		-100%	1	2	100%	4	2	-50%	0%
NISSAN	LUCINO	1		-100%	4	2	-50%	5	2	-60%	0%
NISSAN	MAXIMA	2	1	-50%	1	1	0%	3	2	-33%	0%
OTRA	111- 250	1	2	100%			100%	1	2	100%	0%
PEUGEOT	206	4	1	-75%	3	1	-67%	7	2	-71%	0%
PEUGEOT	3008	2	1	-50%	2	1	-50%	4	2	-50%	0%
PORSCHE	911			100%		2	100%	0	2	100%	0%
PORSCHE	CAYENNE		2	100%			100%	0	2	100%	0%
RENAULT	KANGOO VAN	1	1	0%	1	1	0%	2	2	0%	0%
SAAB	9-3'	1	2	100%	2		-100%	3	2	-33%	0%
VOLKSWAGEN	COMBI,CARABEL SERVICIO PÚBLICO			100%		2	100%	0	2	100%	0%
VOLKSWAGEN	CRAFTER VAN	6	2	-67%	2		-100%	8	2	-75%	0%
VOLKSWAGEN	CROSSGOLF		2	100%			100%	0	2	100%	0%
VOLKSWAGEN	EUROVAN PANEL	1		-100%	2	2	0%	3	2	-33%	0%
VOLKSWAGEN	LUPO	3	1	-67%	2	1	-50%	5	2	-60%	0%
VOLKSWAGEN	TERAMONT		2	100%			100%	0	2	100%	0%
VOLKSWAGEN	TRANSPORTER	7	2	-71%	2		-100%	9	2	-78%	0%
VOLKSWAGEN	UP	5	1	-80%		1	100%	5	2	-60%	0%
VOLVO	XC60	3	1	-67%		1	100%	3	2	-33%	0%
ACURA	ILX	3	1	-67%			100%	3	1	-67%	0%
ACURA	TLX		1	100%			100%	0	1	100%	0%
ALESSIA CARABELA	111 250			100%		1	100%	0	1	100%	0%
AUDI	S5		1	100%			100%	0	1	100%	0%
AUTOCAR	AUTOCAR		1	100%			100%	0	1	100%	0%
BAIC	D20	2		-100%		1	100%	2	1	-50%	0%
BAJAJ	50-110		1	100%			100%	0	1	100%	0%
BMW	SERIE 4	2	1	-50%			100%	2	1	-50%	0%
BMW	SERIE M	3		-100%		1	100%	3	1	-67%	0%
BMW	X2	1	1	0%			100%	1	1	0%	0%
BUICK	CENTURY			100%		1	100%	0	1	100%	0%
BUICK	ENCORE	8	1	-88%			100%	8	1	-88%	0%
BUICK	VERANO		1	100%			100%	0	1	100%	0%
CADILLAC	SRX			100%	1	1	0%	1	1	0%	0%
CHRYSLER	300	1		-100%		1	100%	1	1	0%	0%
CHRYSLER	ASPEN		1	100%	1		-100%	1	1	0%	0%
CHRYSLER	CIRRUS			100%	2	1	-50%	2	1	-50%	0%
CHRYSLER	CONCORDE			100%		1	100%	0	1	100%	0%
CHRYSLER	CORDOBA,MONACO, LE BARON	1		-100%		1	100%	1	1	0%	0%
CHRYSLER	D-250 PICK UP			100%		1	100%	0	1	100%	0%
CHRYSLER	D-350, RAM 3500 QUAD CAB PICK UP	2	1	-50%	1		-100%	3	1	-67%	0%
CHRYSLER	H100 PASAJEROS	1	1	0%			100%	1	1	0%	0%
CHRYSLER	INTREPID			100%		1	100%	0	1	100%	0%
CHRYSLER	JEEP WAGONEER	1	1	0%			100%	1	1	0%	0%
CHRYSLER	PACIFICA	1	1	0%			100%	1	1	0%	0%
CHRYSLER	RAM VAN, H100 VAN	2	1	-50%	2		-100%	4	1	-75%	0%
CHRYSLER	RAM VAN, MAXI VAN	1		-100%	1	1	0%	2	1	-50%	0%
DINA	4 X 2 CAJA REDILAS		1	100%			100%	0	1	100%	0%

DINA	6 X 2, 6 X 4 TRACTOCAMION	2	-100%		1	100%	2	1	-50%	0%
DINAMO	111-250	1	-100%		1	100%	1	1	0%	0%
DUCATI	111 250		100%			100%	0	1	100%	0%
DUCATI	651-1000	6	-83%			100%	6	1	-83%	0%
FAMSA	CABINA 6 X 4 3 EJES	1	0%			100%	1	1	0%	0%
FAW	F1		100%		1	100%	0	1	100%	0%
FERRARI	F355		100%			100%	0	1	100%	0%
FIAT	GRANDE PUNTO	3	-67%			100%	3	1	-67%	0%
FORD	ECONOLINE CARGO VAN	2	-50%	2		-100%	4	1	-75%	0%
FORD	F-350,450,550 CAJA REFRIGERADA	4	-75%	5		-100%	9	1	-89%	0%
FORD	FREESTAR		100%	2	1	-50%	2	1	-50%	0%
FOTON	AUMARK 2000		100%			100%	0	1	100%	0%
FOTON	AUMARK 5000		100%			100%	0	1	100%	0%
FOTON	FOTON		100%			100%	0	1	100%	0%
GENERAL MOTORS	4 X 2 CAJA SECA	1	0%			100%	1	1	0%	0%
GENERAL MOTORS	C-30,35,36,3500 CAJA CONTENEDOR		100%			100%	0	1	100%	0%
GENERAL MOTORS	CANYON PICK UP		100%			100%	0	1	100%	0%
GENERAL MOTORS	EIGHTY EIGHT		100%			100%	0	1	100%	0%
GENERAL MOTORS	EXPRESS, WAGON SERVICIO PÚBLICO		100%		1	100%	0	1	100%	0%
GENERAL MOTORS	FIREBIRD TRANS AM		100%			100%	0	1	100%	0%
GENERAL MOTORS	G3	1	0%			100%	1	1	0%	0%
GENERAL MOTORS	G5	1	-100%		1	100%	1	1	0%	0%
GENERAL MOTORS	MONTANA		100%			100%	0	1	100%	0%
GENERAL MOTORS	TORRENT		100%		1	100%	0	1	100%	0%
GENERAL MOTORS	TRACKER	1	-100%	3	1	-67%	4	1	-75%	0%
GENERAL MOTORS	UPLANDER	2	-100%	1	1	0%	3	1	-67%	0%
GENERAL MOTORS	ZAFIRA	2	-50%			100%	2	1	-50%	0%
GIANT	CAJA SECA	4	-75%	1		-100%	5	1	-80%	0%
HARLEY-DAVIDSON	1001-2000	1	-100%		1	100%	1	1	0%	0%
HINO	300 HIBRIDO	1	-100%		1	100%	1	1	0%	0%
HONDA	1001-2000	1	-100%	1	1	0%	2	1	-50%	0%
HONDA	651-1000		100%	1		-100%	1	1	0%	0%
HONDA	CIVIC HIBRIDO		100%			100%	0	1	100%	0%
HONDA	RID LINE PICK UP		100%		1	100%	0	1	100%	0%
HUMMER	H3	1	0%	2		-100%	3	1	-67%	0%
HYUNDAI	H300		100%			100%	0	1	100%	0%
HYUNDAI	IONIQ HIBRIDO		100%			100%	0	1	100%	0%
INFINITI	INFINITI I30, I35, Q45	1	0%			100%	1	1	0%	0%
INFINITI	Q60		100%			100%	0	1	100%	0%
INFINITI	QX50		100%			100%	0	1	100%	0%
INFINITI	QX60	1	0%			100%	1	1	0%	0%
INFINITI	QX70		100%			100%	0	1	100%	0%
INFINITI	QX80		100%			100%	0	1	100%	0%
INTERNATIONAL	AUTOBUS URBANO	2	-50%			100%	2	1	-50%	0%
ISUZU	4 X 2 CAJA REFRIGERADA		100%			100%	0	1	100%	0%
ISUZU	4 X 2 CAJA SECA	5	-80%			100%	5	1	-80%	0%
ISUZU	FORWARD 1100		100%			100%	0	1	100%	0%
ISUZU	FORWARD 800		100%			100%	0	1	100%	0%
KAWASAKI	1001-2000		100%	1	1	0%	1	1	0%	0%
KAWASAKI	651-1000		100%			100%	0	1	100%	0%
KEEWAY	111 250	2	-50%	1		-100%	3	1	-67%	0%
KTM	50-110		100%		1	100%	0	1	100%	0%
LAND ROVER	DEFENDER		100%			100%	0	1	100%	0%
LAND ROVER	RANGE ROVER		100%			100%	0	1	100%	0%
LEGALIZADO	TRACTOCAMION	1	-100%		1	100%	1	1	0%	0%
LINCOLN	MKX	3	-67%			100%	3	1	-67%	0%
LINCOLN	NAUTILUS		100%			100%	0	1	100%	0%
MACK	MACK		100%		1	100%	0	1	100%	0%
MASERATI	QUATTROPORTE		100%		1	100%	0	1	100%	0%
MAZDA	PICK UP		100%		1	100%	0	1	100%	0%
MB MOTOS	111 250	1	-100%	1	1	0%	2	1	-50%	0%
MERCEDES BENZ	CLASE CL		100%	1		-100%	1	1	0%	0%
MERCEDES BENZ	CLASE GLE	1	0%			100%	1	1	0%	0%
MERCEDES BENZ	CLASE GLS		100%			100%	0	1	100%	0%
MERCEDES BENZ	SPRINTER CAJA SECA (316,315)	3	-67%			100%	3	1	-67%	0%
MERCEDES BENZ	SPRINTER CAJA SECA (416,415)		100%			100%	0	1	100%	0%
MERCEDES BENZ	SPRINTER CREW 316,416,515		100%			100%	0	1	100%	0%
MERCURY	MARINER	1	-100%		1	100%	1	1	0%	0%
MITSUBISHI	MONTERO	3	-67%			100%	3	1	-67%	0%
NISSAN	370Z		100%		1	100%	0	1	100%	0%
NISSAN	ARMADA		100%			100%	0	1	100%	0%
NISSAN	CABSTAR CAJA SECA EXTENDIDO	1	0%	1		-100%	2	1	-50%	0%
NISSAN	DATSUN		100%			100%	0	1	100%	0%
NISSAN	QUEST		100%	1	1	0%	1	1	0%	0%
OTRA	251-650	1	-100%		1	100%	1	1	0%	0%

PEUGEOT	2008		1	100%			100%	0	1	100%	0%
PEUGEOT	308	1	1	0%			100%	1	1	0%	0%
PEUGEOT	407		1	100%			100%	0	1	100%	0%
PEUGEOT	PARTNER TEPEE	2	1	-50%	1		-100%	3	1	-67%	0%
POLARIS	251-650		1	100%			100%	0	1	100%	0%
QLINK	111-250		1	100%			100%	0	1	100%	0%
RENAULT	OROCH		1	100%			100%	0	1	100%	0%
RENAULT	SAFRANE	1		-100%		1	100%	1	1	0%	0%
RENAULT	SCENIC	1		-100%		1	100%	1	1	0%	0%
RENAULT	TRAFIC CARGA		1	100%	1		-100%	1	1	0%	0%
RENAULT	TRAFIC PASAJEROS		1	100%			100%	0	1	100%	0%
SCANIA	SCANIA		1	100%			100%	0	1	100%	0%
SEAT	ALTEA	2		-100%		1	100%	2	1	-50%	0%
SEAT	EXEO		1	100%			100%	0	1	100%	0%
SEMIRREMOLQUES	CAJA GANADERA		1	100%			100%	0	1	100%	0%
SEMIRREMOLQUES	CAJA REFREQUERA	1		0%	2		-100%	3	1	-67%	0%
SEMIRREMOLQUES	JAUULA GANADERA RETRACTIL		1	100%			100%	0	1	100%	0%
SUBARU	BRZ		1	100%			100%	0	1	100%	0%
SUBARU	OUTBACK			100%		1	100%	0	1	100%	0%
TOROMEX	111-250			100%		1	100%	0	1	100%	0%
TRIUMPH	251-650			100%		1	100%	0	1	100%	0%
VAM	V. A. M.			100%		1	100%	0	1	100%	0%
VELOCIMOTORS	111 250		1	100%			100%	0	1	100%	0%
VELOCIMOTORS	251 650		1	100%			100%	0	1	100%	0%
VENTO	251-650			100%		1	100%	0	1	100%	0%
VOLKSWAGEN	4 X 2 CAJA REDILAS	1	1	0%			100%	1	1	0%	0%
VOLKSWAGEN	CARIBE, BRASILIA, SAFARI			100%	1	1	0%	1	1	0%	0%
VOLKSWAGEN	COMBI			100%	1	1	0%	1	1	0%	0%
VOLKSWAGEN	CORSAR, VARIANT		1	100%			100%	0	1	100%	0%
VOLKSWAGEN	CRAFTER CAJA SECA	1	1	0%			100%	1	1	0%	0%
VOLKSWAGEN	DERBY VAN	2	1	-50%			100%	2	1	-50%	0%
VOLKSWAGEN	GOLF MODELO 92 AL 99	1		-100%	1	1	0%	2	1	-50%	0%
VOLKSWAGEN	MICROBUS	1	1	0%			100%	1	1	0%	0%
VOLKSWAGEN	POINTER PICK UP	1	1	0%	2		-100%	3	1	-67%	0%
VOLKSWAGEN	SHARAN	1	1	0%			100%	1	1	0%	0%
VOLKSWAGEN	SPORTVAN	2		-100%		1	100%	2	1	-50%	0%
VOLKSWAGEN	VOLKSWAGEN	1	1	0%			100%	1	1	0%	0%
VOLVO	6 X 4 VOLTEO		1	100%			100%	0	1	100%	0%
VOLVO	AUTOBUS URBANO		1	100%			100%	0	1	100%	0%
VOLVO	V40	1	1	0%			100%	1	1	0%	0%
VOLVO	XC90	2		-100%		1	100%	2	1	-50%	0%
YAMAHA	1001-2000	1	1	0%	2		-100%	3	1	-67%	0%
YAMAHA	651-1000	5	1	-80%	1		-100%	6	1	-83%	0%
ZHEJANG TAIZHOU VENTO	111 250			100%		1	100%	0	1	100%	0%
ALFA ROMEO	147	1		-100%			100%	1	0	-100%	0%
ALFA ROMEO	GIULIETTA	1		-100%			100%	1	0	-100%	0%
ASTRA	CAMION	1		-100%			100%	1	0	-100%	0%
AUDI	Q2	1		-100%			100%	1	0	-100%	0%
AUDI	RS3			100%	1		-100%	1	0	-100%	0%
AUDI	RS6	1		-100%			100%	1	0	-100%	0%
BAIC	X25	2		-100%			100%	2	0	-100%	0%
BMW	SERIE 8	1		-100%			100%	1	0	-100%	0%
BUICK	LACROSSE			100%	1		-100%	1	0	-100%	0%
CHANGAN	PICK UP			100%	1		-100%	1	0	-100%	0%
CHRYSLER	6 X 2 CAJA MUDANCERA	1		-100%			100%	1	0	-100%	0%
CHRYSLER	CHALLENGER	2		-100%			100%	2	0	-100%	0%
CHRYSLER	D 300	1		-100%			100%	1	0	-100%	0%
CHRYSLER	D-150 PICK UP	1		-100%			100%	1	0	-100%	0%
CHRYSLER	D-350, RAM 3500, 4000 CAJA GRUA	1		-100%			100%	1	0	-100%	0%
CHRYSLER	D-350, RAM 3500, 4000 TANQUE	1		-100%			100%	1	0	-100%	0%
CHRYSLER	H100 ESTACAS /D-100 ESTACAS	2		-100%			100%	2	0	-100%	0%
CHRYSLER	JEEP COMMANDER	1		-100%			100%	1	0	-100%	0%
CHRYSLER	RAM 3500, 4000 MICROBUS	1		-100%			100%	1	0	-100%	0%
CHRYSLER	RAM AUTOBUS URBANO	1		-100%			100%	1	0	-100%	0%
CHRYSLER	VERNA			100%	4		-100%	4	0	-100%	0%
DINA	6 X 4 TOLVA	1		-100%			100%	1	0	-100%	0%
DUCATI	1001-2000	2		-100%			100%	2	0	-100%	0%
FAW	F4	1		-100%			100%	1	0	-100%	0%
FAW	PICK UP	1		-100%			100%	1	0	-100%	0%
FIAT	500L	1		-100%			100%	1	0	-100%	0%
FIAT	PANDA	1		-100%	1		-100%	2	0	-100%	0%
FIAT	PICK-UP STRADA ADVENTURE	1		-100%			100%	1	0	-100%	0%
FIAT	STILO SHUMACHER	1		-100%			100%	1	0	-100%	0%
FORD	F-350,450,550 CAJA GRUA	1		-100%			100%	1	0	-100%	0%

FORD	F-800 6 X 2 VOLTEO	1	-100%		100%	1	0	-100%	0%
FORD	MUSTANG HASTA 84	2	-100%		-100%	3	0	-100%	0%
FORD	PINTO,MAVERICK,FAIRMONT, TOPAZ		100%	2	-100%	2	0	-100%	0%
FORD	RANGER ESTACAS	2	-100%	1	-100%	3	0	-100%	0%
FOTON	AUTOBUSES URBANOS	1	-100%		100%	1	0	-100%	0%
GENERAL MOTORS	4 X 2 CAJA REDILAS	2	-100%		100%	2	0	-100%	0%
GENERAL MOTORS	AVALANCHE	1	-100%		100%	1	0	-100%	0%
GENERAL MOTORS	C-30,35,36,3500 CAJA MUDANCERA	1	-100%		100%	1	0	-100%	0%
GENERAL MOTORS	C-30,C-35,C-36,C-3500, PLATAFORMA	4	-100%	1	-100%	5	0	-100%	0%
GENERAL MOTORS	CAVALIER MODELO 94 Y ANTERIORES	1	-100%	1	-100%	2	0	-100%	0%
GENERAL MOTORS	CUTAWAY	1	-100%		100%	1	0	-100%	0%
GENERAL MOTORS	CUTLASS	1	-100%	1	-100%	2	0	-100%	0%
GENERAL MOTORS	G6	1	-100%		100%	1	0	-100%	0%
GENERAL MOTORS	GMC	1	-100%	1	-100%	2	0	-100%	0%
GENERAL MOTORS	HHR	3	-100%	1	-100%	4	0	-100%	0%
GENERAL MOTORS	IMPALA		100%	1	-100%	1	0	-100%	0%
GENERAL MOTORS	MICROBUS	2	-100%		100%	2	0	-100%	0%
GENERAL MOTORS	SILHOUETTE		100%	1	-100%	1	0	-100%	0%
GENERAL MOTORS	SONORA	1	-100%		100%	1	0	-100%	0%
GIANT	PICK-UP	1	-100%	3	-100%	4	0	-100%	0%
HARLEY-DAVIDSON	111-250	2	-100%		100%	2	0	-100%	0%
HARLEY-DAVIDSON	251-650	1	-100%		100%	1	0	-100%	0%
HARLEY-DAVIDSON	651-1000	1	-100%	1	-100%	2	0	-100%	0%
HERCULES	111 250	1	-100%		100%	1	0	-100%	0%
INFINITI	M56	1	-100%		100%	1	0	-100%	0%
INFINITI	Q50	3	-100%		100%	3	0	-100%	0%
INFINITI	Q70	3	-100%		100%	3	0	-100%	0%
INTERNATIONAL	4 X 2 CAJA MUDANCERA	4	-100%		100%	4	0	-100%	0%
INTERNATIONAL	4 X 2 CAJA REFRIGERADA	1	-100%		100%	1	0	-100%	0%
INTERNATIONAL	4 X 2 PLATAFORMA	1	-100%		100%	1	0	-100%	0%
INTERNATIONAL	6 X 2 CAJA SECA	1	-100%		100%	1	0	-100%	0%
INTERNATIONAL	6 X 4 VOLTEO	1	-100%		100%	1	0	-100%	0%
IZUKA	111-250		100%	2	-100%	2	0	-100%	0%
KENWORTH	4 X 2 CAJA REDILAS	3	-100%		100%	3	0	-100%	0%
KENWORTH	6 X 2 CAJA REDILAS	1	-100%		100%	1	0	-100%	0%
KENWORTH	6 X 2 PLATAFORMA	1	-100%		100%	1	0	-100%	0%
LEGALIZADO	AUTOMOVILES		100%	6	-100%	6	0	-100%	0%
LEGALIZADO	CAMION	1	-100%		100%	1	0	-100%	0%
LEGALIZADO	COMERCIALES	1	-100%		100%	1	0	-100%	0%
LINCOLN	LS	1	-100%		100%	1	0	-100%	0%
LINCOLN	MARK LT PICK UP	1	-100%		100%	1	0	-100%	0%
LINCOLN	NAVIGATOR	2	-100%	1	-100%	3	0	-100%	0%
MERCEDES BENZ	CLASE CLS	1	-100%		100%	1	0	-100%	0%
MERCEDES BENZ	CLASE S		100%	1	-100%	1	0	-100%	0%
MERCEDES BENZ	VITO	1	-100%		100%	1	0	-100%	0%
MERCEDES BENZ	VITO CARGO VAN	1	-100%		100%	1	0	-100%	0%
MERCEDES BENZ Y									
FREIGHTLINER	4 X 2 CAJA MUDANCERA	1	-100%		100%	1	0	-100%	0%
MERCEDES BENZ Y									
FREIGHTLINER	4 X 2 PLATAFORMA	2	-100%		100%	2	0	-100%	0%
MERCEDES BENZ Y									
FREIGHTLINER	6 X 2 GRUA PERIFERICA	1	-100%		100%	1	0	-100%	0%
MERCURY	MILAN	1	-100%		100%	1	0	-100%	0%
NISSAN	240SX	1	-100%	1	-100%	2	0	-100%	0%
NISSAN	300ZX		100%	1	-100%	1	0	-100%	0%
NISSAN	ICHI VAN PASAJEROS		100%	2	-100%	2	0	-100%	0%
NISSAN	ICHI-VAN Y URVAN, SERVICIO PÚBLICO	5	-100%		100%	5	0	-100%	0%
NISSAN	LEAF	1	-100%		100%	1	0	-100%	0%
NISSAN	MICRA	2	-100%		100%	2	0	-100%	0%
NISSAN	TITAN PICK UP	2	-100%		100%	2	0	-100%	0%
NISSAN	TSUBAME		100%	4	-100%	4	0	-100%	0%
OTRA	OTROS	11	-100%	13	-100%	24	0	-100%	0%
PEUGEOT	406	1	-100%		100%	1	0	-100%	0%
PEUGEOT	MANAGER CARGO VAN	1	-100%		100%	1	0	-100%	0%
PEUGEOT	MANAGER PASAJEROS	2	-100%		100%	2	0	-100%	0%
PIAGGIO	251-650	1	-100%	1	-100%	2	0	-100%	0%
PIAGGIO	ESTACAS	6	-100%	5	-100%	11	0	-100%	0%
POLARIS	651-1000	1	-100%		100%	1	0	-100%	0%
PORSCHE	CAYMAN	1	-100%		100%	1	0	-100%	0%
RENAULT	RENAULT MODELO 86 Y ANTERIORES		100%	1	-100%	1	0	-100%	0%
RENAULT	TRAFFIC PANEL	2	-100%		100%	2	0	-100%	0%
SEMIRREMOLQUES	OTRO TIPO DE SEMIRREMOLQUE	9	-100%		100%	9	0	-100%	0%
SEMIRREMOLQUES	PLATAFORMA SEMI BAJA	8	-100%	1	-100%	9	0	-100%	0%
SEMIRREMOLQUES	TOLVA (ALIMENTOS, QUIMICOS)	6	-100%		100%	6	0	-100%	0%
STERLING	4 X 2 CAJA REDILAS	1	-100%		100%	1	0	-100%	0%

STERLING	6 X 2 CAJA SECA	1	-100%			100%	1	0	-100%	0%	
SUBARU	B9 TRIBECA		100%		1	-100%	1	0	-100%	0%	
SUZUKI	251-650	1	-100%			100%	1	0	-100%	0%	
SUZUKI	651-1000	1	-100%			100%	1	0	-100%	0%	
SUZUKI	KIZASHI	1	-100%			100%	1	0	-100%	0%	
TOYOTA	FJ CRUISER	3	-100%			100%	3	0	-100%	0%	
TOYOTA	TUNDRA PICK UP	3	-100%			100%	3	0	-100%	0%	
TURISTA	AUTOBUS	1	-100%			100%	1	0	-100%	0%	
TVS	111-250	1	-100%			100%	1	0	-100%	0%	
VOLKSWAGEN	BORA SPORTWAGEN	1	-100%			100%	1	0	-100%	0%	
VOLKSWAGEN	COMBI PANEL	1	-100%		1	-100%	2	0	-100%	0%	
VOLKSWAGEN	CRAFTER PASAJEROS	1	-100%			100%	1	0	-100%	0%	
VOLKSWAGEN	EOS	1	-100%			100%	1	0	-100%	0%	
VOLKSWAGEN	ROUTAN	1	-100%			100%	1	0	-100%	0%	
VOLVO	S80	1	-100%			100%	1	0	-100%	0%	
VOLVO	V60	1	-100%			100%	1	0	-100%	0%	
TOTAL GENERAL		11855	9718	-18%	3582	4056	13%	15437	13774	-11%	100%

PORCENTAJE DE PARTICIPACIÓN POR TIPO DE ROBO Y POR AÑO.

77% **71%**

23% **29%**

OFICINA COORDINADORA DE RIESGOS ASEGURADOS (OCRA)

VEHÍCULOS ROBADOS AL SECTOR ASEGURADOR A: NIVEL NACIONAL, DURANTE EL PERIODO 01/01/2019-31/07/2019 Y SU COMPORTAMIENTO DURANTE EL MISMO PERIODO DE 2018, ORDENADO POR LOS TIPOS MÁS ROBADOS DURANTE 2019.

MARCA	TIPO	TOTAL A NIVEL NACIONAL									
		CON VIOLENCIA			ESTACIONADO			TOTAL			
		2018	2019	% DE INCR.	2018	2019	% DE INCR.	2018	2019	% DE INCR.	% DEL TOT.
NISSAN	TSURU	953	611	-36%	2992	2078	-31%	3945	2689	-32%	5%
NISSAN	VERSA	1607	1297	-19%	565	955	69%	2172	2252	4%	5%
GENERAL MOTORS	AVEO	966	1003	4%	536	705	32%	1502	1708	14%	3%
NISSAN	NP300	1246	908	-27%	435	658	51%	1681	1566	-7%	3%
KENWORTH	KENWORTH	1020	1016	0%	422	528	25%	1442	1544	7%	3%
VOLKSWAGEN	VENTO	1153	1059	-8%	148	219	48%	1301	1278	-2%	3%
NISSAN	PICK-UP CORTO,LARGO,DOBLE,KING	602	475	-21%	1091	733	-33%	1693	1208	-29%	2%
NISSAN	SENTRA	624	491	-21%	557	612	10%	1181	1103	-7%	2%
ITALIKA	111-250	2001	304	-85%	693	652	-6%	2694	956	-65%	2%
VOLKSWAGEN	JETTA Y CLASICO	774	675	-13%	217	207	-5%	991	882	-11%	2%
HONDA	CRV	606	568	-6%	114	256	125%	720	824	14%	2%
HONDA	111-250	477	348	-27%	369	468	27%	846	816	-4%	2%
FREIGHTLINER	FREIGHTLINER	428	515	20%	118	247	109%	546	762	40%	2%
NISSAN	MARCH	469	446	-5%	167	290	74%	636	736	16%	1%
NISSAN	ESTACAS CORTO,LARGO, CHASIS,	396	293	-26%	563	414	-26%	959	707	-26%	1%
GENERAL MOTORS	BEAT	191	441	131%	65	195	200%	256	636	148%	1%
FORD	F-350,F450,F550, ESTACAS,CHASIS CAB	485	414	-15%	228	194	-15%	713	608	-15%	1%
YAMAHA	111-250	305	307	1%	288	286	-1%	593	593	0%	1%
GENERAL MOTORS	SPARK	409	358	-12%	167	181	8%	576	539	-6%	1%
SEMIRREMOLQUES	CAJA SECA	432	388	-10%	74	104	41%	506	492	-3%	1%
INTERNATIONAL	INTERNATIONAL	362	326	-10%	159	163	3%	521	489	-6%	1%
NISSAN	TIIDA	290	247	-15%	193	237	23%	483	484	0%	1%
GENERAL MOTORS	SONIC	491	340	-31%	158	136	-14%	649	476	-27%	1%
NISSAN	XTRAIL	464	351	-24%	58	99	71%	522	450	-14%	1%
VOLKSWAGEN	NUEVO JETTA	415	333	-20%	118	110	-7%	533	443	-17%	1%
TOYOTA	HILUX PICK UP	283	353	25%	85	85	0%	368	438	19%	1%
VOLKSWAGEN	GOL	372	325	-13%	109	109	0%	481	434	-10%	1%
NISSAN	FRONTIER PICK UP	256	237	-7%	187	173	-7%	443	410	-7%	1%
HONDA	CIVIC	142	193	36%	88	190	116%	230	383	67%	1%
KIA	SPORTAGE	245	319	30%	29	59	103%	274	378	38%	1%
SEAT	IBIZA	331	290	-12%	79	72	-9%	410	362	-12%	1%
MAZDA	CX5	190	297	56%	24	54	125%	214	351	64%	1%
MAZDA	3	313	272	-13%	90	69	-23%	403	341	-15%	1%
SEMIRREMOLQUES	DOLLY	262	211	-19%	140	111	-21%	402	322	-20%	1%
TOYOTA	TACOMA PICK UP	223	238	7%	61	84	38%	284	322	13%	1%
GENERAL MOTORS	SILVERADO PICK UP (C- 2500)	157	163	4%	189	153	-19%	346	316	-9%	1%
CHRYSLER	ATTITUDE	189	229	21%	62	85	37%	251	314	25%	1%
FORD	FIGO	229	248	8%	46	66	43%	275	314	14%	1%
KIA	RIO	181	256	41%	30	58	93%	211	314	49%	1%
HONDA	HR-V	185	239	29%	23	60	161%	208	299	44%	1%
BAJAJ	111-250	265	122	-54%	151	172	14%	416	294	-29%	1%
TOYOTA	YARIS	219	199	-9%	50	93	86%	269	292	9%	1%
GENERAL MOTORS	TRAX	185	196	6%	61	87	43%	246	283	15%	1%
FORD	LOBO, KING RANCH PICK UP	144	218	51%	35	40	14%	179	258	44%	1%
NISSAN	KICKS	175	209	19%	5	47	840%	180	256	42%	1%
HONDA	CITY	191	180	-6%	52	64	23%	243	244	0%	0%
TOYOTA	RAV4	205	174	-15%	41	67	63%	246	241	-2%	0%
SEMIRREMOLQUES	TANQUE	170	123	-28%	129	117	-9%	299	240	-20%	0%
GENERAL MOTORS	CHEVY	59	51	-14%	181	181	0%	240	232	-3%	0%
SEMIRREMOLQUES	PLATAFORMA ALTA	149	175	17%	41	51	24%	190	226	19%	0%
FORD	FIESTA	176	147	-16%	92	75	-18%	268	222	-17%	0%
NISSAN	URVAN PASAJEROS	121	109	-10%	89	110	24%	210	219	4%	0%
TOYOTA	COROLLA	191	147	-23%	54	65	20%	245	212	-13%	0%
MAZDA	CX-3	114	169	48%	19	30	58%	133	199	50%	0%
MERCEDES BENZ Y											
FREIGHTLINER	4 X 2 CAJA SECA	161	120	-25%	59	78	32%	220	198	-10%	0%
ARMADO	CAMION	107	83	-22%	104	110	6%	211	193	-9%	0%
FORD	F-100, F-150 PICK UP	121	126	4%	69	67	-3%	190	193	2%	0%
TOYOTA	HIACE	101	123	22%	30	69	130%	131	192	47%	0%
SEMIRREMOLQUES	CAJA REDILAS	92	96	4%	105	94	-10%	197	190	-4%	0%
SEMIRREMOLQUES	REMOLQUES	87	134	54%	44	56	27%	131	190	45%	0%
KIA	FORTE	136	146	7%	19	37	95%	155	183	18%	0%

FORD	RANGER PICK UP	150	126	-16%	87	56	-36%	237	182	-23%	0%
GENERAL MOTORS	C-15,1500 PICK UP	52	50	-4%	163	130	-20%	215	180	-16%	0%
YAMAHA	50-110	57	53	-7%	111	126	14%	168	179	7%	0%
INTERNATIONAL	CHASIS CABINA 6X4	84	110	31%	55	64	16%	139	174	25%	0%
TOYOTA	AVANZA	109	127	17%	37	37	0%	146	164	12%	0%
VOLKSWAGEN	POLO	164	127	-23%	27	35	30%	191	162	-15%	0%
HYUNDAI	GRAND I10	134	122	-9%	12	36	200%	146	158	8%	0%
HYUNDAI	TUCSON	123	132	7%	8	24	200%	131	156	19%	0%
CHRYSLER	JEEP GRAND CHEROKEE	102	101	-1%	49	54	10%	151	155	3%	0%
VOLKSWAGEN	TIGUAN	66	125	89%	20	29	45%	86	154	79%	0%
FORD	FOCUS	109	90	-17%	55	59	7%	164	149	-9%	0%
VOLVO	VOLVO	87	74	-15%	38	72	89%	125	146	17%	0%
CHRYSLER	RAM 2500	55	91	65%	24	54	125%	79	145	84%	0%
HONDA	ACCORD	79	76	-4%	42	67	60%	121	143	18%	0%
CHRYSLER	D-350, RAM 3500, 4000 CAJA SECA	95	96	1%	36	43	19%	131	139	6%	0%
GENERAL MOTORS	CRUZE	98	84	-14%	29	54	86%	127	138	9%	0%
KIA	SORENTO	83	108	30%	11	25	127%	94	133	41%	0%
VOLKSWAGEN	GOLF	116	85	-27%	69	47	-32%	185	132	-29%	0%
CHRYSLER	JEEP WRANGLER	73	97	33%	39	33	-15%	112	130	16%	0%
SEMIRREMOLQUES	PLATAFORMA BAJA	105	92	-12%	29	38	31%	134	130	-3%	0%
MERCEDES BENZ Y											
FREIGHLINER	6 X 2 CAJA SECA	56	83	48%	33	46	39%	89	129	45%	0%
RENAULT	DUSTER	108	83	-23%	30	44	47%	138	127	-8%	0%
GENERAL MOTORS	EQUINOX	50	79	58%	35	45	29%	85	124	46%	0%
CHRYSLER	VOYAGER	35	20	-43%	115	101	-12%	150	121	-19%	0%
VOLKSWAGEN	JETTA MODELO 92 AL 99	46	51	11%	75	69	-8%	121	120	-1%	0%
FORD	ESCAPE	105	88	-16%	35	31	-11%	140	119	-15%	0%
VOLKSWAGEN	SEDAN	4	12	200%	113	107	-5%	117	119	2%	0%
KENWORTH	6 X 2 CAJA SECA	45	62	38%	51	56	10%	96	118	23%	0%
GENERAL MOTORS	CHEYENNE, CHEYENNE SS PICK UP	60	60	0%	81	57	-30%	141	117	-17%	0%
SEAT	TOLEDO	105	100	-5%	26	17	-35%	131	117	-11%	0%
BMW	COOPER	69	92	33%	15	20	33%	84	112	33%	0%
GENERAL MOTORS	SILVERADO PICK UP (C- 3500)	79	81	3%	43	30	-30%	122	111	-9%	0%
GENERAL MOTORS	S-10 PICK UP	65	56	-14%	47	53	13%	112	109	-3%	0%
HONDA	FIT	93	71	-24%	29	38	31%	122	109	-11%	0%
SUZUKI	SWIFT	68	79	16%	25	30	20%	93	109	17%	0%
VOLKSWAGEN	PASSAT	72	76	6%	25	33	32%	97	109	12%	0%
FRONTERIZOS	AUTOMOVILES	70	20	-71%	94	87	-7%	164	107	-35%	0%
MITSUBISHI	L200 PICK UP DOBLE CABINA	54	84	56%	18	22	22%	72	106	47%	0%
GENERAL MOTORS	CAVALIER	13	65	400%	16	40	150%	29	105	262%	0%
GENERAL MOTORS	CHEVY C2	18	24	33%	58	77	33%	76	101	33%	0%
GENERAL MOTORS	SIERRA PICK UP	62	86	39%	25	15	-40%	87	101	16%	0%
GENERAL MOTORS	TORNADO, CHEVY PICK UP	63	50	-21%	46	51	11%	109	101	-7%	0%
CHRYSLER	JOURNEY	119	71	-40%	36	29	-19%	155	100	-35%	0%
SEAT	LEON	89	81	-9%	14	19	36%	103	100	-3%	0%
AUDI	A3	87	72	-17%	12	25	108%	99	97	-2%	0%
TOYOTA	HIGHLANDER	70	79	13%	10	16	60%	80	95	19%	0%
VOLKSWAGEN	BEETLE	77	72	-6%	40	22	-45%	117	94	-20%	0%
VOLKSWAGEN	SAVEIRO	72	67	-7%	28	26	-7%	100	93	-7%	0%
RENAULT	LOGAN	101	65	-36%	20	26	30%	121	91	-25%	0%
BMW	SERIE 3	89	60	-33%	29	30	3%	118	90	-24%	0%
FORD	F-350, 450, 550 CAJA SECA	85	65	-24%	8	25	213%	93	90	-3%	0%
GENERAL MOTORS	MATIZ	39	42	8%	48	46	-4%	87	88	1%	0%
HYUNDAI	CRETA	63	73	16%	4	15	275%	67	88	31%	0%
SEMIRREMOLQUES	CAJA REFRIGERADA	60	56	-7%	24	32	33%	84	88	5%	0%
FORD	EXPLORER	56	48	-14%	36	38	6%	92	86	-7%	0%
TOYOTA	SIENNA	62	52	-16%	26	33	27%	88	85	-3%	0%
FRONTERIZOS	COMERCIALES	19	24	26%	91	60	-34%	110	84	-24%	0%
TURISTA	MOTOCICLETAS	15	41	173%	22	43	95%	37	84	127%	0%
BMW	251-650	32	28	-13%	32	54	69%	64	82	28%	0%
KTM	111-250	43	46	7%	18	36	100%	61	82	34%	0%
FORD	F-350, 450, 550 CAJA CONTENEDOR	66	60	-9%	24	21	-13%	90	81	-10%	0%
CHRYSLER	RAM 1500	38	53	39%	29	26	-10%	67	79	18%	0%
SUZUKI	111-250	42	34	-19%	34	45	32%	76	79	4%	0%
VOLKSWAGEN	BORA	84	40	-52%	47	39	-17%	131	79	-40%	0%
OTROS	OTROS	777	23	-97%	411	54	-87%	1188	77	-94%	0%
CHRYSLER	JEEP CHEROKEE	41	47	15%	16	29	81%	57	76	33%	0%
KIA	SOUL	40	61	53%	6	15	150%	46	76	65%	0%
NISSAN	ALTIMA	52	35	-33%	59	41	-31%	111	76	-32%	0%
TOYOTA	CAMRY	48	52	8%	26	23	-12%	74	75	1%	0%
FORD	ECOSPORT	58	47	-19%	22	27	23%	80	74	-8%	0%
GENERAL MOTORS	SUBURBAN, CARRY ALL	43	32	-26%	40	41	3%	83	73	-12%	0%
HYUNDAI	ELANTRA	39	53	36%	4	20	400%	43	73	70%	0%
SEMIRREMOLQUES	JAULA GANADERA	63	43	-32%	19	29	53%	82	72	-12%	0%
VOLKSWAGEN	POINTER	33	21	-36%	46	51	11%	79	72	-9%	0%

VOLKSWAGEN	AMAROK	56	58	4%	6	11	83%	62	69	11%	0%
MERCEDES BENZ	CLASE C	67	51	-24%	20	17	-15%	87	68	-22%	0%
VOLKSWAGEN	JETTA MODELO 92 Y ANTERIORES	34	48	41%	15	20	33%	49	68	39%	0%
CHRYSLER	JEEP PATRIOT	43	35	-19%	31	32	3%	74	67	-9%	0%
HYUNDAI	ACCENT	57	57	0%	4	10	150%	61	67	10%	0%
CHRYSLER	JEEP COMPASS	40	41	3%	23	23	0%	63	64	2%	0%
HONDA	ODYSSEY	33	38	15%	16	25	56%	49	63	29%	0%
NISSAN	ICHI-VAN PANEL, URVAN PANEL	37	26	-30%	55	37	-33%	92	63	-32%	0%
KENWORTH	4 X 2 CAJA SECA	39	27	-31%	16	35	119%	55	62	13%	0%
FORD	FUSION	36	40	11%	25	18	-28%	61	58	-5%	0%
AUDI	A4	50	40	-20%	14	17	21%	64	57	-11%	0%
GENERAL MOTORS	COLORADO PICK UP	42	41	-2%	10	16	60%	52	57	10%	0%
MAZDA	CX9	29	45	55%	8	12	50%	37	57	54%	0%
HINO	CAJA SECA	70	47	-33%	17	8	-53%	87	55	-37%	0%
SEMIRREMOLQUES	PORTACONTENEDOR	42	42	0%	10	13	30%	52	55	6%	0%
GENERAL MOTORS	CAPTIVA	49	33	-33%	18	21	17%	67	54	-19%	0%
MAZDA	2	30	32	7%	7	22	214%	37	54	46%	0%
CHRYSLER	RAM 700 PICK UP	30	35	17%	11	18	64%	41	53	29%	0%
FORD	F-200, B-200, F- 250 PICK UP	25	30	20%	13	23	77%	38	53	39%	0%
MAZDA	6	30	38	27%	17	15	-12%	47	53	13%	0%
PEUGEOT	301	34	39	15%	9	14	56%	43	53	23%	0%
HONDA	PILOT	45	34	-24%	9	17	89%	54	51	-6%	0%
KTM	251-650	37	27	-27%	8	23	188%	45	50	11%	0%
BMW	SERIE 1	31	40	29%	13	9	-31%	44	49	11%	0%
ISUZU	ELF 400	43	38	-12%	14	11	-21%	57	49	-14%	0%
MERCEDES BENZ	CLASE GLC	13	46	254%	3	2	-33%	16	48	200%	0%
YAMAHA	251-650	57	25	-56%	17	23	35%	74	48	-35%	0%
FORD	RANGER CAJA SECA	26	36	38%	3	11	267%	29	47	62%	0%
GENERAL MOTORS	TAHOE	37	24	-35%	21	22	5%	58	46	-21%	0%
MAZDA	CX7	40	31	-23%	26	15	-42%	66	46	-30%	0%
RENAULT	STEPWAY	61	33	-46%	11	13	18%	72	46	-36%	0%
CHRYSLER	JEEP LIBERTY	29	20	-31%	22	25	14%	51	45	-12%	0%
CHRYSLER	NEON	19	15	-21%	22	30	36%	41	45	10%	0%
GENERAL MOTORS	MALIBU	39	20	-49%	34	25	-26%	73	45	-38%	0%
ARMADO	TRACTOCAMION	18	31	72%	10	13	30%	28	44	57%	0%
GENERAL MOTORS	C-20,MAXICAB, R 25,C250 PICK UP	18	10	-44%	42	33	-21%	60	43	-28%	0%
MITSUBISHI	MIRAGE	19	29	53%	7	14	100%	26	43	65%	0%
NISSAN	ROGUE	18	22	22%	9	21	133%	27	43	59%	0%
AUDI	Q5	30	35	17%	3	7	133%	33	42	27%	0%
BAJAJ	251-650	23	12	-48%	15	30	100%	38	42	11%	0%
CHRYSLER	TOWN & COUNTRY	15	15	0%	25	27	8%	40	42	5%	0%
AUDI	Q3	24	34	42%	1	7	600%	25	41	64%	0%
GENERAL MOTORS	OPTRA	15	13	-13%	16	27	69%	31	40	29%	0%
HINO	300	28	32	14%	1	8	700%	29	40	38%	0%
ISUZU	ELF 300	52	31	-40%	10	9	-10%	62	40	-35%	0%
ISUZU	ELF 500	27	29	7%	4	11	175%	31	40	29%	0%
VOLKSWAGEN	GOLF GTI	23	28	22%	11	12	9%	34	40	18%	0%
GENERAL MOTORS	BLAZER	8	4	-50%	51	35	-31%	59	39	-34%	0%
FORD	MUSTANG	44	29	-34%	14	9	-36%	58	38	-34%	0%
GENERAL MOTORS	C-30,C35,C36,C3500, CHASIS ESTACAS	40	24	-40%	20	14	-30%	60	38	-37%	0%
GENERAL MOTORS	TRACKER	8	2	-75%	21	36	71%	29	38	31%	0%
SUZUKI	GRAND VITARA	19	24	26%	12	13	8%	31	37	19%	0%
CHRYSLER	DURANGO	25	21	-16%	8	15	88%	33	36	9%	0%
FORD	EDGE	44	28	-36%	8	8	0%	52	36	-31%	0%
GENERAL MOTORS	EXPRESS VAN PASAJEROS	22	8	-64%	63	28	-56%	85	36	-58%	0%
MERCEDES BENZ	CLASE CLA	16	32	100%	1	4	300%	17	36	112%	0%
FIAT	UNO	10	24	140%	8	11	38%	18	35	94%	0%
GENERAL MOTORS	CORSA	21	12	-43%	19	23	21%	40	35	-13%	0%
MERCEDES BENZ	CLASE GLA	19	26	37%	2	9	350%	21	35	67%	0%
TOYOTA	HIACE PANEL	43	32	-26%	7	3	-57%	50	35	-30%	0%
AUDI	A1	34	19	-44%	11	15	36%	45	34	-24%	0%
BMW	X3	26	28	8%	11	6	-45%	37	34	-8%	0%
SEMIRREMOLQUES	VOLTEO	38	19	-50%	14	15	7%	52	34	-35%	0%
CHRYSLER	GRAND CARAVAN	1	9	800%	17	24	41%	18	33	83%	0%
GENERAL MOTORS	CAMARO	26	21	-19%	7	12	71%	33	33	0%	0%
MITSUBISHI	LANCER	25	17	-32%	19	16	-16%	44	33	-25%	0%
NISSAN	PATHFINDER	32	25	-22%	14	8	-43%	46	33	-28%	0%
CHRYSLER	I 10	23	20	-13%	7	12	71%	30	32	7%	0%
GENERAL MOTORS	ASTRA	13	11	-15%	18	21	17%	31	32	3%	0%
MITSUBISHI	OUTLANDER	36	20	-44%	14	12	-14%	50	32	-36%	0%
SUZUKI	CIAZ	18	23	28%	3	9	200%	21	32	52%	0%
FORD	EXPEDITION	27	14	-48%	13	17	31%	40	31	-23%	0%
GENERAL MOTORS	ACADIA	27	22	-19%	12	9	-25%	39	31	-21%	0%
GENERAL MOTORS	TERRAIN	21	25	19%	6	6	0%	27	31	15%	0%
NISSAN	JUKE	23	26	13%	10	5	-50%	33	31	-6%	0%

TOYOTA	PRIUS	19	21	11%	2	10	400%	21	31	48%	0%
INTERNATIONAL	4 X 2 CAJA SECA	48	18	-63%	23	12	-48%	71	30	-58%	0%
PEUGEOT	PARTNER FURGON	16	16	0%	12	14	17%	28	30	7%	0%
SUZUKI	VITARA	22	24	9%	3	6	100%	25	30	20%	0%
BMW	X1	21	25	19%	2	4	100%	23	29	26%	0%
CHRYSLER	VISION	20	20	0%	4	9	125%	24	29	21%	0%
FORD	THUNDERBIRD	7	23	229%	9	6	-33%	16	29	81%	0%
VOLKSWAGEN	CROSSFOX	28	21	-25%	9	8	-11%	37	29	-22%	0%
FORD	4 X 2 CAJA REDILAS	8	21	163%	6	7	17%	14	28	100%	0%
NISSAN	PLATINA	22	13	-41%	25	15	-40%	47	28	-40%	0%
SEMIRREMOLQUES	TOLVA CEMENTERA	11	12	9%	15	16	7%	26	28	8%	0%
FORD	TRANSIT PASAJEROS	13	20	54%	4	7	75%	17	27	59%	0%
GENERAL MOTORS	MATIZ G2	14	12	-14%	20	15	-25%	34	27	-21%	0%
ISUZU	ELF600	20	22	10%	6	5	-17%	26	27	4%	0%
CHRYSLER	ATOS	20	12	-40%	21	14	-33%	41	26	-37%	0%
CHRYSLER	AVENGER	10	12	20%	17	14	-18%	27	26	-4%	0%
CHRYSLER	JEEP RENEGADE	5	18	260%		8	100%	5	26	420%	0%
RENAULT	FLUENCE	23	21	-9%	11	5	-55%	34	26	-24%	0%
TOYOTA	TUNDRA PICK UP	20	17	-15%	4	9	125%	24	26	8%	0%
CHRYSLER	DAKOTA PICK UP	10	6	-40%	19	19	0%	29	25	-14%	0%
CHRYSLER	RAM PICK UP	19	14	-26%	12	11	-8%	31	25	-19%	0%
CHRYSLER	SPIRIT		2	100%	33	23	-30%	33	25	-24%	0%
GENERAL MOTORS	LUV PICK UP,ESTACAS, CREW CAB	4	11	175%	25	14	-44%	29	25	-14%	0%
GENERAL MOTORS	YUKON	19	14	-26%	5	11	120%	24	25	4%	0%
NISSAN	TSUBAME	2	4	100%	30	21	-30%	32	25	-22%	0%
RENAULT	KOLEOS	25	21	-16%	4	4	0%	29	25	-14%	0%
SEMIRREMOLQUES	CAJA ENCORTINADA	13	20	54%	5	5	0%	18	25	39%	0%
ACURA	MDX	10	15	50%	9	9	0%	19	24	26%	0%
BMW	X5	20	18	-10%	8	6	-25%	28	24	-14%	0%
HONDA	BRV	3	21	600%		3	100%	3	24	700%	0%
ISUZU	ELF 200	28	19	-32%	7	5	-29%	35	24	-31%	0%
ISUZU	ELF 450	15	23	53%	4	1	-75%	19	24	26%	0%
ACURA	RDX	11	17	55%	3	6	100%	14	23	64%	0%
CHRYSLER	STRATUS Y BREEZE	3	7	133%	32	16	-50%	35	23	-34%	0%
MERCEDES BENZ	CLASE GLE	5	23	360%	2		-100%	7	23	229%	0%
MERCEDES BENZ	MERCEDES BENZ	25	22	-12%	3	1	-67%	28	23	-18%	0%
AUDI	Q7	15	17	13%	3	5	67%	18	22	22%	0%
FORD	COURIER PICK UP	15	8	-47%	17	14	-18%	32	22	-31%	0%
GENERAL MOTORS	CARRIOL, EXPRESS CARGO VAN	12	8	-33%	16	14	-13%	28	22	-21%	0%
ISUZU	ELF 100	8	21	163%		1	100%	8	22	175%	0%
KIA	OPTIMA	12	18	50%	3	4	33%	15	22	47%	0%
TOYOTA	CHR		20	100%	3	2	-33%	3	22	633%	0%
VOLKSWAGEN	TRANSPORTER	18	19	6%	3	3	0%	21	22	5%	0%
DINA	6 X 2, 6 X 4 TRACTOCAMION	12	16	33%	2	5	150%	14	21	50%	0%
FORD	ESCORT	4		-100%	33	21	-36%	37	21	-43%	0%
FORD	WINDSTAR	4	2	-50%	16	19	19%	20	21	5%	0%
ITALIKA	251-650	7	9	29%	1	12	1100%	8	21	163%	0%
MERCEDES BENZ	CLASE A	7	19	171%	2	2	0%	9	21	133%	0%
SUZUKI	IGNIS	4	16	300%		5	100%	4	21	425%	0%
VOLKSWAGEN	4 X 2 CAJA SECA	16	17	6%	1	4	300%	17	21	24%	0%
AUDI	A5	12	10	-17%	1	10	900%	13	20	54%	0%
BMW	X4	8	18	125%		2	100%	8	20	150%	0%
BMW	X6	17	16	-6%	3	4	33%	20	20	0%	0%
OTRA	OTROS	60	4	-93%	64	16	-75%	124	20	-84%	0%
VOLKSWAGEN	CRAFTER VAN	12	17	42%	5	3	-40%	17	20	18%	0%
CHRYSLER	SHADOW	1	3	200%	29	16	-45%	30	19	-37%	0%
FORD	ECONOLINE PASAJEROS	12	2	-83%	17	17	0%	29	19	-34%	0%
FORD	IKON	16	12	-25%	11	7	-36%	27	19	-30%	0%
FORD	TRANSIT CARGA	16	13	-19%	5	6	20%	21	19	-10%	0%
NISSAN	NOTE	10	17	70%	3	2	-33%	13	19	46%	0%
RENAULT	KANGOO PASAJEROS	14	9	-36%	5	10	100%	19	19	0%	0%
RENAULT	SANDERO	20	13	-35%	10	6	-40%	30	19	-37%	0%
ESPECIALES	VEHICULOS INDUSTRIALES,AGRICOLAS, CONTRATISTAS	22	11	-50%	3	7	133%	25	18	-28%	0%
GENERAL MOTORS	C-30,35,36,3500 CAJA SECA	10	13	30%	7	5	-29%	17	18	6%	0%
GENERAL MOTORS	TRAVERSE	24	14	-42%	9	4	-56%	33	18	-45%	0%
HYUNDAI	SANTA FE	9	13	44%	4	5	25%	13	18	38%	0%
ISLO	111-250	45	3	-93%	22	15	-32%	67	18	-73%	0%
MERCEDES BENZ	SPRINTER PASAJEROS	12	12	0%	3	6	100%	15	18	20%	0%
RENAULT	CAPTUR	11	16	45%		2	100%	11	18	64%	0%
VENTO	111-250	11	7	-36%	8	11	38%	19	18	-5%	0%
VOLKSWAGEN	CADDY	12	9	-25%	2	9	350%	14	18	29%	0%
BMW	1001-2000	6	13	117%	7	4	-43%	13	17	31%	0%
CHRYSLER	RAM PROMASTER	9	11	22%		6	100%	9	17	89%	0%

DINA	4 X 2 CAJA SECA	31	8	-74%	13	9	-31%	44	17	-61%	0%
FIAT	500	9	12	33%	4	5	25%	13	17	31%	0%
HONDA	251-650	13	9	-31%	10	8	-20%	23	17	-26%	0%
NISSAN	MAXIMA	11	6	-45%	11	11	0%	22	17	-23%	0%
NISSAN	NV 350	7	6	-14%	2	11	450%	9	17	89%	0%
PORSCHE	CAYENNE	11	15	36%		2	100%	11	17	55%	0%
RENAULT	CLIO	16	9	-44%	9	8	-11%	25	17	-32%	0%
BMW	SERIE 2	6	14	133%	4	2	-50%	10	16	60%	0%
CADILLAC	ESCALADE	8	8	0%	8	8	0%	16	16	0%	0%
DINA	6 X 4 VOLTEO	7	13	86%	11	3	-73%	18	16	-11%	0%
FORD	4 X 2 CAJA SECA	1	5	400%		11	100%	1	16	1500%	0%
HYUNDAI	IX35	21	12	-43%		4	100%	21	16	-24%	0%
HYUNDAI	SONATA	8	9	13%	2	7	250%	10	16	60%	0%
KURAZAI	111-250	11	12	9%	3	4	33%	14	16	14%	0%
MAZDA	5	5	10	100%	5	6	20%	10	16	60%	0%
VOLKSWAGEN	TOUAREG	9	12	33%	3	4	33%	12	16	33%	0%
VOLKSWAGEN	TRANSPORTER PASAJEROS	22	13	-41%	4	3	-25%	26	16	-38%	0%
BMW	SERIE 4	16	14	-13%	3	1	-67%	19	15	-21%	0%
GENERAL MOTORS	TRAIL BLAZER	4	3	-25%	12	12	0%	16	15	-6%	0%
MAZDA	MX5	7	10	43%	2	5	150%	9	15	67%	0%
PEUGEOT	208	5	8	60%	3	7	133%	8	15	88%	0%
SEAT	ARONA		14	100%		1	100%	0	15	100%	0%
VOLVO	XC60	5	9	80%	2	6	200%	7	15	114%	0%
CARABELA	111-250	11	8	-27%	3	6	100%	14	14	0%	0%
CHRYSLER	D-350 ESTACAS, CHASIS CAB, RAM ESTACAS,	15	12	-20%	7	2	-71%	22	14	-36%	0%
CHRYSLER	NITRO	11	8	-27%	5	6	20%	16	14	-13%	0%
FIAT	MOBI	1	13	1200%	1	1	0%	2	14	600%	0%
FIAT	PALIO	7	7	0%	3	7	133%	10	14	40%	0%
MERCEDES BENZ	AUTOBUS URBANO	19	13	-32%	1	1	0%	20	14	-30%	0%
NISSAN	MURANO	6	10	67%	3	4	33%	9	14	56%	0%
PEUGEOT	206	6	8	33%	10	6	-40%	16	14	-13%	0%
POLARIS	651-1000	7	7	0%	2	7	250%	9	14	56%	0%
RENAULT	MEGANE	7	7	0%	12	7	-42%	19	14	-26%	0%
SEAT	ATECA	10	12	20%	3	2	-33%	13	14	8%	0%
VOLKSWAGEN	GOLF MODELO 92 Y ANTERIORES	7	6	-14%	15	8	-47%	22	14	-36%	0%
CHRYSLER	CALIBER	10	6	-40%	4	7	75%	14	13	-7%	0%
CHRYSLER	H 100 CARGA	5	5	0%	11	8	-27%	16	13	-19%	0%
CHRYSLER	RAM PASAJEROS	4	8	100%	8	5	-38%	12	13	8%	0%
FORD	ECONOLINE CARGO VAN	6	5	-17%	12	8	-33%	18	13	-28%	0%
GENERAL MOTORS	G-30,WAGON,CARGO VAN	4	4	0%	14	9	-36%	18	13	-28%	0%
LAND ROVER	RANGE ROVER	2	11	450%	4	2	-50%	6	13	117%	0%
NISSAN	INFINITI MODELOS ANTERIORES	5	11	120%	4	2	-50%	9	13	44%	0%
PEUGEOT	PARTNER TEPEE	7	10	43%	3	3	0%	10	13	30%	0%
RENAULT	OROCH		10	100%		3	100%	0	13	100%	0%
SUZUKI	SX4	13	10	-23%	3	3	0%	16	13	-19%	0%
TOYOTA	HIACE SERVICIO PÚBLICO	3	9	200%		4	100%	3	13	333%	0%
AUDI	A6	14	8	-43%	1	4	300%	15	12	-20%	0%
BMW	SERIE 5	10	10	0%	9	2	-78%	19	12	-37%	0%
CAN AM	651-1000	4	9	125%	2	3	50%	6	12	100%	0%
CHRYSLER	CHARGER	6	8	33%	1	4	300%	7	12	71%	0%
CHRYSLER	D-350, RAM 3500 QUAD CAB PICK UP	6	8	33%	2	4	100%	8	12	50%	0%
CHRYSLER	DART	5	8	60%		4	100%	5	12	140%	0%
INTERNATIONAL	4 X 2 CAJA SECA, CHASIS	8	8	0%	1	4	300%	9	12	33%	0%
MITSUBISHI	ASX	6	9	50%		3	100%	6	12	100%	0%
NISSAN	CABSTAR CAJA SECA ESTANDAR	8	6	-25%	9	6	-33%	17	12	-29%	0%
NISSAN	QUEST	5	1	-80%	12	11	-8%	17	12	-29%	0%
VOLKSWAGEN	DERBY	8	3	-63%	11	9	-18%	19	12	-37%	0%
YAMAHA	651-1000	17	8	-53%	2	4	100%	19	12	-37%	0%
CHRYSLER	300	7	5	-29%	4	6	50%	11	11	0%	0%
CHRYSLER	RAM CHARGER	6	7	17%	8	4	-50%	14	11	-21%	0%
GENERAL MOTORS	KODIAK 6 X 4 VOLTEO	2	11	450%	3		-100%	5	11	120%	0%
MERCEDES BENZ	SPRINTER CARGO VAN (316, 315)	6	9	50%		2	100%	6	11	83%	0%
NISSAN	LUCINO	3	1	-67%	16	10	-38%	19	11	-42%	0%
OTRA	111- 250	4	6	50%	3	5	67%	7	11	57%	0%
PORSCHE	MACAN	7	8	14%		3	100%	7	11	57%	0%
SEAT	CORDOBA	9	6	-33%	2	5	150%	11	11	0%	0%
VOLKSWAGEN	6 X 2 CAJA SECA	7	8	14%	1	3	200%	8	11	38%	0%
VOLKSWAGEN	TERAMONT		6	100%		5	100%	0	11	100%	0%
BMW	651-1000	15	5	-67%	4	5	25%	19	10	-47%	0%
BUICK	ENCLAVE	7	8	14%	4	2	-50%	11	10	-9%	0%
CADILLAC	SRX	3	3	0%	2	7	250%	5	10	100%	0%
CHRYSLER	200	6	6	0%	1	4	300%	7	10	43%	0%
CHRYSLER	D-250 PICK UP	2	2	0%	4	8	100%	6	10	67%	0%
DUCATI	111 250		9	100%		1	100%	0	10	100%	0%

FORD	EXPLORER PICK UP	12	4	-67%	6	6	0%	18	10	-44%	0%
FORD	MONDEO	3	4	33%	5	6	20%	8	10	25%	0%
GENERAL MOTORS	VENTURE	4	2	-50%	8	8	0%	12	10	-17%	0%
JAC	SEI 2	1	7	600%		3	100%	1	10	900%	0%
MERCEDES BENZ	CLASE E	11	5	-55%	3	5	67%	14	10	-29%	0%
MITSUBISHI	ENDEAVOR	7	4	-43%	4	6	50%	11	10	-9%	0%
NISSAN	XTERRA		5	100%	7	5	-29%	7	10	43%	0%
PEUGEOT	207	11	4	-64%	12	6	-50%	23	10	-57%	0%
SEMIRREMOLQUES	JAULA GANADERA RETRACTIL	2	5	150%		5	100%	2	10	400%	0%
TOYOTA	FJ CRUISER	13	8	-38%	2	2	0%	15	10	-33%	0%
CAN AM	111-250	3	4	33%	1	5	400%	4	9	125%	0%
CHRYSLER	CORDOBA,MONACO, LE BARON	3	2	-33%	1	7	600%	4	9	125%	0%
CHRYSLER	D-350, RAM 3500,4000 CAJA CONTENEDOR	2	6	200%		3	100%	2	9	350%	0%
DINAMO	111-250	4	4	0%	3	5	67%	7	9	29%	0%
GENERAL MOTORS	4 X 2 CAJA SECA	7	3	-57%	3	6	100%	10	9	-10%	0%
HARLEY-DAVIDSON	111-250	8	7	-13%	1	2	100%	9	9	0%	0%
HYUNDAI	H200	1	7	600%	3	2	-33%	4	9	125%	0%
ISUZU	4 X 2 CAJA SECA	18	9	-50%			100%	18	9	-50%	0%
MERCURY	SABLE		7	100%	4	2	-50%	4	9	125%	0%
NISSAN	APRIO	9	5	-44%	7	4	-43%	16	9	-44%	0%
NISSAN	TITAN PICK UP	10	6	-40%	4	3	-25%	14	9	-36%	0%
SEMIRREMOLQUES	TOLVA (ALIMENTOS, QUIMICOS)	16	7	-56%	1	2	100%	17	9	-47%	0%
VOLKSWAGEN	EUROVAN PASAJEROS	6	7	17%	5	2	-60%	11	9	-18%	0%
AUDI	S3	2	7	250%		1	100%	2	8	300%	0%
AUDI	TT	4	8	100%			100%	4	8	100%	0%
CHRYSLER	CHALLENGER	7	4	-43%	6	4	-33%	13	8	-38%	0%
CHRYSLER	JEEP COMMANDER	1	2	100%		6	100%	1	8	700%	0%
CHRYSLER	PT CRUISER	4	3	-25%	8	5	-38%	12	8	-33%	0%
CHRYSLER	RAM QUAD CAB PICK UP CREW CAB	8	6	-25%	13	2	-85%	21	8	-62%	0%
FORD	RANGER ESTACAS	10	5	-50%	5	3	-40%	15	8	-47%	0%
GENERAL MOTORS	AVALANCHE	4	2	-50%	10	6	-40%	14	8	-43%	0%
GENERAL MOTORS	SUNFIRE	2	1	-50%	6	7	17%	8	8	0%	0%
HARLEY-DAVIDSON	1001-2000	4	2	-50%	1	6	500%	5	8	60%	0%
HONDA	50-110	16	4	-75%	5	4	-20%	21	8	-62%	0%
ISUZU	FORWARD 800	2	8	300%	1		-100%	3	8	167%	0%
JAC	HFC		2	100%		6	100%	0	8	100%	0%
KAWASAKI	251-650	1	3	200%	1	5	400%	2	8	300%	0%
LAND ROVER	EVOQUE	5	6	20%		2	100%	5	8	60%	0%
MERCEDES BENZ	CLASE GLS		7	100%		1	100%	0	8	100%	0%
PEUGEOT	3008	6	6	0%	2	2	0%	8	8	0%	0%
STERLING	STERLING	1	8	700%	2		-100%	3	8	167%	0%
SUZUKI	S CROSS	12	6	-50%	2	2	0%	14	8	-43%	0%
TOYOTA	SEQUOIA	3	7	133%	1	1	0%	4	8	100%	0%
VOLKSWAGEN	GOLF MODELO 92 AL 99	1	3	200%	7	5	-29%	8	8	0%	0%
VOLKSWAGEN	LUPO	6	2	-67%	8	6	-25%	14	8	-43%	0%
VOLKSWAGEN	VOLKSWAGEN	3	7	133%	1	1	0%	4	8	100%	0%
AUDI	A7	5	7	40%			100%	5	7	40%	0%
BUICK	ENCORE	13	6	-54%	2	1	-50%	15	7	-53%	0%
DINA	D-3000,3200,3130 ESTACAS	2	6	200%		1	100%	2	7	250%	0%
GENERAL MOTORS	MERIVA	2	3	50%	5	4	-20%	7	7	0%	0%
GENERAL MOTORS	SONORA	2	2	0%	6	5	-17%	8	7	-13%	0%
HONDA	1001-2000	6	2	-67%	3	5	67%	9	7	-22%	0%
HUMMER	H3	3	3	0%	6	4	-33%	9	7	-22%	0%
INFINITI	QX60	3	7	133%			100%	3	7	133%	0%
INTERNATIONAL	CITYSTAR	2	7	250%			100%	2	7	250%	0%
KIA	NIRO HIBRIDO	3	4	33%		3	100%	3	7	133%	0%
LEGALIZADO	TRACTOCAMION	2	6	200%	4	1	-75%	6	7	17%	0%
LINCOLN	MKZ	4	6	50%	2	1	-50%	6	7	17%	0%
MERCEDES BENZ	CLASE ML	11	4	-64%	3	3	0%	14	7	-50%	0%
MITSUBISHI	MONTERO	7	6	-14%	4	1	-75%	11	7	-36%	0%
PEUGEOT	307	2	2	0%	2	5	150%	4	7	75%	0%
RENAULT	KANGOO CARGA	4	5	25%	6	2	-67%	10	7	-30%	0%
RENAULT	SCALA	9	4	-56%	3	3	0%	12	7	-42%	0%
SAAB	9-3	1	7	600%	2		-100%	3	7	133%	0%
SEMIRREMOLQUES	CAJA REFREQUERA	7	5	-29%	2	2	0%	9	7	-22%	0%
SUZUKI	50-110	1	4	300%	1	3	200%	2	7	250%	0%
VOLVO	S60	7	6	-14%	5	1	-80%	12	7	-42%	0%
ACURA	TL	2	4	100%	6	2	-67%	8	6	-25%	0%
BAIC	D20	2	4	100%		2	100%	2	6	200%	0%
CADILLAC	STS Y CTS	3	5	67%	2	1	-50%	5	6	20%	0%
CHRYSLER	CIRRUS	5	1	-80%	9	5	-44%	14	6	-57%	0%
CHRYSLER	D-350, RAM3500,4000 VOLTEO	3	5	67%	2	1	-50%	5	6	20%	0%
CHRYSLER	D-350, RAM 3500,4000 PLATAFORMA	17	4	-76%	6	2	-67%	23	6	-74%	0%
CHRYSLER	H100 PASAJEROS	3	3	0%	6	3	-50%	9	6	-33%	0%

CHRYSLER	RAM VAN, MAXI VAN	2	1	-50%	9	5	-44%	11	6	-45%	0%
DINA	MICROBUS URBANOS	3	4	33%	4	2	-50%	7	6	-14%	0%
DUCATI	1001-2000	9	6	-33%	3		-100%	12	6	-50%	0%
DUCATI	651-1000	16	5	-69%	4	1	-75%	20	6	-70%	0%
GENERAL MOTORS	TORRENT		3	100%	1	3	200%	1	6	500%	0%
INTERNATIONAL	4 X 2 CAJA REDILAS, CHASIS	9	3	-67%	2	3	50%	11	6	-45%	0%
IRON CLAN MOTORS	111 250		2	100%	1	4	300%	1	6	500%	0%
JAC	SEI 3	4	5	25%		1	100%	4	6	50%	0%
LAND ROVER	DISCOVERY	4	4	0%		2	100%	4	6	50%	0%
LAND ROVER	LR	5	4	-20%		2	100%	5	6	20%	0%
LINCOLN	MARK LT PICK UP	3	4	33%		2	100%	3	6	100%	0%
LINCOLN	MKC	5	4	-20%		2	100%	5	6	20%	0%
MACK	MACK	3	5	67%		1	100%	3	6	100%	0%
MERCEDES BENZ	SMART		3	100%	2	3	50%	2	6	200%	0%
MERCEDES BENZ Y											
FREIGHLINER	6 X 4 VOLTEO	4	6	50%	1		-100%	5	6	20%	0%
SEMIRREMOLQUES	OTRO TIPO DE SEMIRREMOLQUE	45	5	-89%	16	1	-94%	61	6	-90%	0%
STERLING	4 X 2 CAJA SECA	2	6	200%			100%	2	6	200%	0%
TOYOTA	4 RUNNER	3	3	0%	1	3	200%	4	6	50%	0%
VOLKSWAGEN	UP	11	4	-64%	1	2	100%	12	6	-50%	0%
VOLVO	S40	6	2	-67%	8	4	-50%	14	6	-57%	0%
CADILLAC	ATS	2	4	100%		1	100%	2	5	150%	0%
CHRYSLER	D-100, H100 PICK UP	6	3	-50%	11	2	-82%	17	5	-71%	0%
CHRYSLER	JEEP WAGONEER	3	3	0%		2	100%	3	5	67%	0%
CHRYSLER	PACIFICA	2	2	0%	2	3	50%	4	5	25%	0%
FORD	FREESTAR	3	2	-33%	5	3	-40%	8	5	-38%	0%
FORD	KA	4	2	-50%	6	3	-50%	10	5	-50%	0%
GENERAL MOTORS	G3	2	2	0%	10	3	-70%	12	5	-58%	0%
GENERAL MOTORS	UPLANDER	7	1	-86%	4	4	0%	11	5	-55%	0%
INFINITI	QX50		4	100%		1	100%	0	5	100%	0%
KEEWAY	111 250	13	3	-77%	2	2	0%	15	5	-67%	0%
MAZDA	PICK UP	2	2	0%	4	3	-25%	6	5	-17%	0%
MERCEDES BENZ	CLASE B	8	5	-38%	2		-100%	10	5	-50%	0%
MERCEDES BENZ	CLASE G	4	5	25%	1		-100%	5	5	0%	0%
STERLING	6 X 2 CAJA SECA	3	3	0%	3	2	-33%	6	5	-17%	0%
SUZUKI	651-1000	2	2	0%		3	100%	2	5	150%	0%
TANK	111-250	15	2	-87%	5	3	-40%	20	5	-75%	0%
VOLKSWAGEN	CRAFTER CAJA SECA	4	5	25%	2		-100%	6	5	-17%	0%
VOLKSWAGEN	CROSSGOLF	1	4	300%		1	100%	1	5	400%	0%
VOLKSWAGEN	EUROVAN PANEL	5	1	-80%	4	4	0%	9	5	-44%	0%
VOLVO	XC90	3	3	0%	1	2	100%	4	5	25%	0%
ACURA	TLX	4	4	0%			100%	4	4	0%	0%
BMW	X2	1	4	300%			100%	1	4	300%	0%
BUICK	ENVISION	1	3	200%	1	1	0%	2	4	100%	0%
CBO	2200	1	4	300%			100%	1	4	300%	0%
CHRYSLER	ASPEN	1	2	100%	1	2	100%	2	4	100%	0%
CHRYSLER	INTREPID	2	2	0%	1	2	100%	3	4	33%	0%
FORD	F-350,450,550 CAJA MUDANCERA	2	2	0%		2	100%	2	4	100%	0%
FORD	FIVE HUNDRED	2	3	50%	1	1	0%	3	4	33%	0%
FORD	TAURUS	1		-100%		4	100%	1	4	300%	0%
GENERAL MOTORS	C-30,35,36, 3500 CAJA REFRIGERADA	3	3	0%	2	1	-50%	5	4	-20%	0%
GENERAL MOTORS	CORVETTE	4	3	-25%	1	1	0%	5	4	-20%	0%
GENERAL MOTORS	VECTRA	3	2	-33%	5	2	-60%	8	4	-50%	0%
HYUNDAI	H300	2	3	50%		1	100%	2	4	100%	0%
INFINITI	JX		3	100%		1	100%	0	4	100%	0%
INTERNATIONAL	AUTOBUS URBANO	3	3	0%	2	1	-50%	5	4	-20%	0%
ITALIKA	50-110	1		-100%	5	4	-20%	6	4	-33%	0%
KIA	SEDONA		3	100%		1	100%	0	4	100%	0%
LAND ROVER	RANGE ROVER SPORT		2	100%		2	100%	0	4	100%	0%
LEGALIZADO	AUTOMOVILES	10		-100%	36	4	-89%	46	4	-91%	0%
LINCOLN	MARK VIII		1	100%	1	3	200%	1	4	300%	0%
LINCOLN	NAUTILUS		3	100%		1	100%	0	4	100%	0%
MERCEDES BENZ	CLASE GL	1	3	200%		1	100%	1	4	300%	0%
MERCEDES BENZ	SPRINTER CARGO VAN (416,415)	6	3	-50%	3	1	-67%	9	4	-56%	0%
MERCEDES BENZ	SPRINTER SERVICIO PÚBLICO	2	3	50%	3	1	-67%	5	4	-20%	0%
NISSAN	CABSTAR CAJA SECA EXTENDIDO	3	2	-33%	3	2	-33%	6	4	-33%	0%
OTRA	50-110		1	100%	1	3	200%	1	4	300%	0%
PEUGEOT	308	2	2	0%	2	2	0%	4	4	0%	0%
PORSCHE	911	4	2	-50%	1	2	100%	5	4	-20%	0%
QLINK	111-250	1	1	0%	1	3	200%	2	4	100%	0%
SCANIA	SCANIA	1	4	300%			100%	1	4	300%	0%
SUZUKI	KIZASHI	2	3	50%		1	100%	2	4	100%	0%
VENTO	251-650		3	100%		1	100%	0	4	100%	0%
VOLKSWAGEN	BORA SPORTWAGEN	1		-100%	1	4	300%	2	4	100%	0%
VOLKSWAGEN	SHARAN	2	4	100%	3		-100%	5	4	-20%	0%

YAMAHA	1001-2000	3	4	33%	4		-100%	7	4	-43%	0%
ACURA	TSX	2	1	-50%	2	2	0%	4	3	-25%	0%
ALESSIA CARABELA	111 250	1	1	0%		2	100%	1	3	200%	0%
AUDI	Q2	1	3	200%			100%	1	3	200%	0%
AUDI	S5		3	100%			100%	0	3	100%	0%
BAJAJ	50-110	1	2	100%	1	1	0%	2	3	50%	0%
BMW	SERIE M	8	2	-75%		1	100%	8	3	-63%	0%
BUICK	CENTURY			100%	1	3	200%	1	3	200%	0%
CHRYSLER	H100 ESTACAS /D-100 ESTACAS	3		-100%	4	3	-25%	7	3	-57%	0%
CHRYSLER	RAM MEGA PICK UP	2	3	50%			100%	2	3	50%	0%
CHRYSLER	RAM VAN, H100 VAN	14	2	-86%	14	1	-93%	28	3	-89%	0%
CHRYSLER	SEBRING / RT			100%	2	3	50%	2	3	50%	0%
FIAT	DUCATO	1	3	200%	3		-100%	4	3	-25%	0%
FIAT	PICK-UP STRADA ADVENTURE	3	2	-33%		1	100%	3	3	0%	0%
FORD	CONTOUR	1	1	0%	7	2	-71%	8	3	-63%	0%
FORD	F-350,450,550 PLATAFORMA	36	3	-92%	10		-100%	46	3	-93%	0%
FORD	GRAND MARQUIS, MOD. (1999 Y ANT) LTD GALAXIE		2	100%	2	1	-50%	2	3	50%	0%
GENERAL MOTORS	CANYON PICK UP	3	1	-67%	3	2	-33%	6	3	-50%	0%
GENERAL MOTORS	CAVALIER MODELO 94 Y ANTERIORES	1		-100%	2	3	50%	3	3	0%	0%
GENERAL MOTORS	G6	1		-100%	1	3	200%	2	3	50%	0%
GENERAL MOTORS	GMC	7	3	-57%	1		-100%	8	3	-63%	0%
GENERAL MOTORS	KODIAK 6 X 2 VOLTEO	3	2	-33%	1	1	0%	4	3	-25%	0%
GENERAL MOTORS	ZAFIRA	5	1	-80%	1	2	100%	6	3	-50%	0%
HONDA	ELEMENT		1	100%	1	2	100%	1	3	200%	0%
HONDA	RID LINE PICK UP		1	100%	3	2	-33%	3	3	0%	0%
HYUNDAI	STAREX		2	100%		1	100%	0	3	100%	0%
INFINITI	Q50	3	3	0%			100%	3	3	0%	0%
INFINITI	QX80	1	3	200%			100%	1	3	200%	0%
KTM	50-110		1	100%		2	100%	0	3	100%	0%
LINCOLN	MXX	10	2	-80%	4	1	-75%	14	3	-79%	0%
LINCOLN	NAVIGATOR	7	1	-86%	2	2	0%	9	3	-67%	0%
MB MOTOS	111 250	2	1	-50%	1	2	100%	3	3	0%	0%
MERCEDES BENZ	AMG GT	1	3	200%			100%	1	3	200%	0%
MERCEDES BENZ	CLASE CLS	2	3	50%			100%	2	3	50%	0%
MERCEDES BENZ	CLASE GLK	5	3	-40%	3		-100%	8	3	-63%	0%
NISSAN	370Z		2	100%	1	1	0%	1	3	200%	0%
NISSAN	ALMERA	1		-100%	2	3	50%	3	3	0%	0%
NISSAN	DATSUN		1	100%	2	2	0%	2	3	50%	0%
NISSAN	MICRA	3		-100%	2	3	50%	5	3	-40%	0%
OTRA	251-650	3	1	-67%	1	2	100%	4	3	-25%	0%
PEUGEOT	2008		2	100%		1	100%	0	3	100%	0%
PEUGEOT	GRAND RAID	1	2	100%	3	1	-67%	4	3	-25%	0%
PORSCHE	BOXSTER		3	100%			100%	0	3	100%	0%
RENAULT	KANGOO VAN	2	1	-50%	3	2	-33%	5	3	-40%	0%
SUBARU	B9 TRIBECA	1		-100%	2	3	50%	3	3	0%	0%
SUZUKI	251-650	5	1	-80%	4	2	-50%	9	3	-67%	0%
SUZUKI	ERTIGA		2	100%		1	100%	0	3	100%	0%
VAM	V. A. M.		1	100%		2	100%	0	3	100%	0%
VOLKSWAGEN	COMBI,CARABEL SERVICIO PÚBLICO			100%	1	3	200%	1	3	200%	0%
VOLKSWAGEN	POINTER PICK UP	1	2	100%	8	1	-88%	9	3	-67%	0%
VOLKSWAGEN	SPORTVAN	3	2	-33%		1	100%	3	3	0%	0%
ACURA	ILX	3	2	-33%			100%	3	2	-33%	0%
ALFA ROMEO	MITO	1	2	100%			100%	1	2	100%	0%
APRILIA	111-250		1	100%		1	100%	0	2	100%	0%
AUDI	R8		2	100%			100%	0	2	100%	0%
AUDI	RS7		2	100%	1		-100%	1	2	100%	0%
AUDI	S4	2	2	0%	1		-100%	3	2	-33%	0%
BMW	SERIE 6		2	100%			100%	0	2	100%	0%
BMW	SERIE 7	1	1	0%	1	1	0%	2	2	0%	0%
BUICK	LACROSSE	1	1	0%	1	1	0%	2	2	0%	0%
CADILLAC	XT4		2	100%			100%	0	2	100%	0%
CAN AM	1001-2000	2	2	0%			100%	2	2	0%	0%
CBO	VAN			100%		2	100%	0	2	100%	0%
CHRYSLER	4 X 2 CAJA SECA		2	100%			100%	0	2	100%	0%
CHRYSLER	D-150 PICK UP	2	2	0%	2		-100%	4	2	-50%	0%
CHRYSLER	RAM 3500,4000 MICROBUS	1	1	0%		1	100%	1	2	100%	0%
CHRYSLER	VERNA	2		-100%	7	2	-71%	9	2	-78%	0%
DINA	AUTOBUS FORANE0		1	100%		1	100%	0	2	100%	0%
DUCATI	251 650		1	100%		1	100%	0	2	100%	0%
FAMSA	CABINA 6 X 4 3 EJES	3	2	-33%			100%	3	2	-33%	0%
FIAT	GRANDE PUNTO	3	2	-33%			100%	3	2	-33%	0%
FIAT	PALIO ADVENTURE	2	2	0%	1		-100%	3	2	-33%	0%
FORD	F-350,450,550 VOLTEO		2	100%			100%	0	2	100%	0%
FORD	PINTO,MAVERICK,FAIRMONT, TOPAZ	1		-100%	2	2	0%	3	2	-33%	0%

FOTON	AUMARK 3000		2	100%			100%	0	2	100%	0%
GENERAL MOTORS	AVALANCHE PICK UP			100%	4	2	-50%	4	2	-50%	0%
GENERAL MOTORS	C-30,35,36,3500 CAJA CONTENEDOR		2	100%			100%	0	2	100%	0%
GENERAL MOTORS	CHEVELLE, NOVA, CAPRICE, OPEL		1	100%	1	1	0%	1	2	100%	0%
GENERAL MOTORS	CUTLASS	2		-100%	4	2	-50%	6	2	-67%	0%
GENERAL MOTORS	GRAN AM			100%	2	2	0%	2	2	0%	0%
GENERAL MOTORS	MONTANA		1	100%		1	100%	0	2	100%	0%
GENERAL MOTORS	P-30, P-31, CARGO VANETTE	1	1	0%	1	1	0%	2	2	0%	0%
GIANT	PICK-UP	11	2	-82%	21		-100%	32	2	-94%	0%
HARLEY-DAVIDSON	651-1000	2		-100%	1	2	100%	3	2	-33%	0%
HINO	CAJA REFRIGERADA	2	1	-50%		1	100%	2	2	0%	0%
HONDA	CIVIC HIBRIDO	1	2	100%			100%	1	2	100%	0%
HUSQVARNA	251-650	1	2	100%	1		-100%	2	2	0%	0%
INFINITI	FX50		2	100%			100%	0	2	100%	0%
INFINITI	QX70	2	2	0%			100%	2	2	0%	0%
INTERNATIONAL	6 X 2 CAJA REDILAS, CHASIS		2	100%			100%	0	2	100%	0%
ISUZU	4 X 2 CAJA REDILAS		2	100%			100%	0	2	100%	0%
ISUZU	FORWARD 1100	3	2	-33%	1		-100%	4	2	-50%	0%
JAC	J4		2	100%			100%	0	2	100%	0%
KAWASAKI	1001-2000			100%	2	2	0%	2	2	0%	0%
KAWASAKI	111-250		1	100%		1	100%	0	2	100%	0%
KAWASAKI	651-1000	2	2	0%			100%	2	2	0%	0%
LAND ROVER	DEFENDER		2	100%	1		-100%	1	2	100%	0%
LEGALIZADO	CAMION	4	1	-75%		1	100%	4	2	-50%	0%
LINCOLN	CONTINENTAL	1	2	100%			100%	1	2	100%	0%
MAN	CABINA XL 6 X 4		1	100%		1	100%	0	2	100%	0%
MASERATI	QUATTROPORTE			100%		2	100%	0	2	100%	0%
MERCEDES BENZ	CLASE CL	4	2	-50%	3		-100%	7	2	-71%	0%
MERCEDES BENZ	CLASE SLK	1		-100%	2	2	0%	3	2	-33%	0%
MERCEDES BENZ	SPRINTER CAJA SECA (316,315)	5	2	-60%			100%	5	2	-60%	0%
MERCEDES BENZ Y											
FREIGHTLINER	4 X 2 CAJA MUDANCERA	4	2	-50%			100%	4	2	-50%	0%
MERCURY	MARINER	2	1	-50%	1	1	0%	3	2	-33%	0%
MITSUBISHI	ECLIPSE		2	100%	1		-100%	1	2	100%	0%
NISSAN	240SX	1	1	0%	1	1	0%	2	2	0%	0%
NISSAN	CABSTAR CAJA REFRIGERADA		2	100%			100%	0	2	100%	0%
NISSAN	HIKARI			100%	1	2	100%	1	2	100%	0%
NISSAN	ICHI VAN CARGA	1	2	100%			100%	1	2	100%	0%
NISSAN	NV 2500		2	100%			100%	0	2	100%	0%
PEÑA	PEÑA		2	100%			100%	0	2	100%	0%
PEUGEOT	407		1	100%	1	1	0%	1	2	100%	0%
POLARIS	1001-2000	2	1	-50%	1	1	0%	3	2	-33%	0%
RENAULT	LAGUNA		2	100%			100%	0	2	100%	0%
RENAULT	RENAULT MODELO 86 Y ANTERIORES	1	1	0%	2	1	-50%	3	2	-33%	0%
RENAULT	SAFRANE	2		-100%	1	2	100%	3	2	-33%	0%
RENAULT	SCENIC	3		-100%	2	2	0%	5	2	-60%	0%
RENAULT	TRAFIC PASAJEROS	1	2	100%	1		-100%	2	2	0%	0%
SEMIRREMOLQUES	LEGALIZADO	3	2	-33%			100%	3	2	-33%	0%
SUBARU	FORESTER	4	2	-50%	1		-100%	5	2	-60%	0%
SUBARU	IMPREZA	1	1	0%		1	100%	1	2	100%	0%
SUZUKI	AERIO	1	1	0%		1	100%	1	2	100%	0%
TOYOTA	LAND CRUISER		1	100%		1	100%	0	2	100%	0%
TOYOTA	MATRIX		2	100%	3		-100%	3	2	-33%	0%
TVS	111-250	1	2	100%	4		-100%	5	2	-60%	0%
VENTO	651 1000		1	100%		1	100%	0	2	100%	0%
VOLKSWAGEN	4 X 2 CAJA REDILAS	5	2	-60%	1		-100%	6	2	-67%	0%
VOLKSWAGEN	ATLANTIC			100%	3	2	-33%	3	2	-33%	0%
VOLKSWAGEN	COMBI PANEL	1	1	0%	2	1	-50%	3	2	-33%	0%
VOLKSWAGEN	CORSAR, VARIANT		1	100%	1	1	0%	1	2	100%	0%
VOLVO	AUTOBUS FORANEO		2	100%			100%	0	2	100%	0%
VOLVO	AUTOBUS URBANO	1	1	0%		1	100%	1	2	100%	0%
VOLVO	V40	4	2	-50%			100%	4	2	-50%	0%
APRILIA	651-1000			100%		1	100%	0	1	100%	0%
AUDI	ALLROAD			100%		1	100%	0	1	100%	0%
AUDI	S6		1	100%			100%	0	1	100%	0%
AUDI	S8		1	100%			100%	0	1	100%	0%
AUTOCAR	AUTOCAR		1	100%			100%	0	1	100%	0%
BAIC	X25	2	1	-50%			100%	2	1	-50%	0%
BAIC	X35		1	100%			100%	0	1	100%	0%
BENELLI	251-650	1		-100%		1	100%	1	1	0%	0%
BENTLEY	CONTINENTAL		1	100%			100%	0	1	100%	0%
BUICK	VERANO		1	100%	1		-100%	1	1	0%	0%
CADILLAC	DTS			100%		1	100%	0	1	100%	0%
CAGIVA	111-250		1	100%			100%	0	1	100%	0%
CAN AM	251-650	2		-100%	3	1	-67%	5	1	-80%	0%

CHRYSLER	CONCORDE	1		-100%		1	100%	1	1	0%	0%
CHRYSLER	CROSSFIRE			100%		1	100%	0	1	100%	0%
CHRYSLER	D-350, RAM 3500, 4000 CAJA GRUA	1	1	0%			100%	1	1	0%	0%
CHRYSLER	H100 CAJA SECA	1		-100%		1	100%	1	1	0%	0%
CHRYSLER	H300	1	1	0%			100%	1	1	0%	0%
CHRYSLER	RAM PASAJEROS	1		-100%	1	1	0%	2	1	-50%	0%
CHRYSLER	RAM SERVICIO PÚBLICO			100%		1	100%	0	1	100%	0%
DINA	4 X 2 CAJA REDILAS	3	1	-67%			100%	3	1	-67%	0%
DINA	6 X 2 CAJA SECA	1	1	0%			100%	1	1	0%	0%
DINA	D-100, B-200, PICK - UP		1	100%			100%	0	1	100%	0%
FAW	F1			100%		1	100%	0	1	100%	0%
FERRARI	F355		1	100%			100%	0	1	100%	0%
FIAT	500X		1	100%	1		-100%	1	1	0%	0%
FIAT	IDEA			100%	1	1	0%	1	1	0%	0%
FIAT	PANDA	1		-100%	4	1	-75%	5	1	-80%	0%
FIAT	PUNTO		1	100%			100%	0	1	100%	0%
FORD	B 150		1	100%			100%	0	1	100%	0%
FORD	ECONOLINE SERVICIO PÚBLICO			100%		1	100%	0	1	100%	0%
FORD	EXCURSION			100%	1	1	0%	1	1	0%	0%
FORD	F-350, 450, 550 CAJA REFRIGERADA	11	1	-91%	15		-100%	26	1	-96%	0%
FORD	GHIA		1	100%			100%	0	1	100%	0%
FORD	HARLEY DAVIDSON PICK UP		1	100%			100%	0	1	100%	0%
FORD	MUSTANG HASTA 84	2		-100%	1	1	0%	3	1	-67%	0%
FOTON	AUMARK 2000		1	100%			100%	0	1	100%	0%
FOTON	AUMARK 5000		1	100%			100%	0	1	100%	0%
FOTON	AUMARK 7000		1	100%			100%	0	1	100%	0%
FOTON	FOTON		1	100%	1		-100%	1	1	0%	0%
GENERAL MOTORS	6 X 2 CAJA MUDANCERA	1		-100%		1	100%	1	1	0%	0%
GENERAL MOTORS	AUTOBUS URBANO			100%		1	100%	0	1	100%	0%
GENERAL MOTORS	AZTEK	1		-100%		1	100%	1	1	0%	0%
GENERAL MOTORS	BOLT EV			100%		1	100%	0	1	100%	0%
GENERAL MOTORS	C-30, 35, 36, 3500 VOLTEO		1	100%	1		-100%	1	1	0%	0%
GENERAL MOTORS	C-30, C-35, C-36, C-3500, PLATAFORMA	20	1	-95%	5		-100%	25	1	-96%	0%
GENERAL MOTORS	CITATION, CELEBRITY, IMPALA Y MALIBU 1981 Y ANTERIO			100%	1	1	0%	1	1	0%	0%
GENERAL MOTORS	EIGHTY EIGHT		1	100%			100%	0	1	100%	0%
GENERAL MOTORS	EXPRESS, WAGON SERVICIO PÚBLICO	1		-100%	1	1	0%	2	1	-50%	0%
GENERAL MOTORS	FIREBIRD TRANS AM		1	100%	1		-100%	1	1	0%	0%
GENERAL MOTORS	G5	2		-100%	3	1	-67%	5	1	-80%	0%
GENERAL MOTORS	GMC CAJA SECA			100%		1	100%	0	1	100%	0%
GENERAL MOTORS	HHR	6		-100%	1	1	0%	7	1	-86%	0%
GENERAL MOTORS	IMPALA	3		-100%	4	1	-75%	7	1	-86%	0%
GENERAL MOTORS	MONTE CARLO		1	100%			100%	0	1	100%	0%
GENERAL MOTORS	SOLSTICE			100%	2	1	-50%	2	1	-50%	0%
GENERAL MOTORS	SPARK ELECTRICO		1	100%			100%	0	1	100%	0%
GIANT	CAJA SECA	9	1	-89%	4		-100%	13	1	-92%	0%
HARLEY-DAVIDSON	251-650	3		-100%		1	100%	3	1	-67%	0%
HINO	300 HIBRIDO	5		-100%		1	100%	5	1	-80%	0%
HONDA	651-1000	3	1	-67%	2		-100%	5	1	-80%	0%
HONDA	INSIGHT			100%		1	100%	0	1	100%	0%
HUSQVARNA	111-250		1	100%			100%	0	1	100%	0%
HUSQVARNA	651-1000		1	100%			100%	0	1	100%	0%
HYUNDAI	IONIQ HIBRIDO		1	100%			100%	0	1	100%	0%
IMPORTADOS	TRACTOCAMION	1	1	0%			100%	1	1	0%	0%
INFINITI	INFINITI I30, I35, Q45	1	1	0%			100%	1	1	0%	0%
INFINITI	Q60	1	1	0%			100%	1	1	0%	0%
INFINITI	QX30		1	100%			100%	0	1	100%	0%
INFINITI	QX56		1	100%			100%	0	1	100%	0%
INTERNATIONAL	4 X 2 CAJA REFRIGERADA	2	1	-50%			100%	2	1	-50%	0%
INTERNATIONAL	4 X 2 VOLTEO		1	100%			100%	0	1	100%	0%
INTERNATIONAL	6 X 2 CAJA MUDANCERA		1	100%			100%	0	1	100%	0%
ISUZU	4 X 2 CAJA REFRIGERADA	2	1	-50%			100%	2	1	-50%	0%
IZUKA	111-250	1		-100%	3	1	-67%	4	1	-75%	0%
JAGUAR	E PACE		1	100%			100%	0	1	100%	0%
JAGUAR	F TYPE		1	100%			100%	0	1	100%	0%
JAGUAR	X		1	100%			100%	0	1	100%	0%
JAGUAR	XE	1	1	0%			100%	1	1	0%	0%
KENWORTH	4 X 2 CAJA MUDANCERA		1	100%			100%	0	1	100%	0%
KIA	STINGER			100%		1	100%	0	1	100%	0%
KURAZAI	651 1000		1	100%			100%	0	1	100%	0%
LAND ROVER	FREELANDER	2		-100%		1	100%	2	1	-50%	0%
LAND ROVER	RANGE ROVER SPORT HIBRIDO		1	100%			100%	0	1	100%	0%
LINCOLN	BLACKWOOD PICK UP			100%		1	100%	0	1	100%	0%
LINCOLN	LS	1		-100%	2	1	-50%	3	1	-67%	0%
MACK	6 X 2 TOLVA		1	100%			100%	0	1	100%	0%

MAN	AUTOBUSES FORANEOS		1	100%			100%	0	1	100%	0%
MASERATI	COUPE		1	100%			100%	0	1	100%	0%
MERCEDES BENZ	AUTOBUSES FORANEO	2		-100%		1	100%	2	1	-50%	0%
MERCEDES BENZ	CLASE CLK		1	100%			100%	0	1	100%	0%
MERCEDES BENZ	CLASE GE			100%		1	100%	0	1	100%	0%
MERCEDES BENZ	CLASE S			100%	1	1	0%	1	1	0%	0%
MERCEDES BENZ	SPRINTER CAJA SECA (416,415)	1	1	0%			100%	1	1	0%	0%
MERCEDES BENZ	SPRINTER CREW 316,416,515	1	1	0%			100%	1	1	0%	0%
MERCEDES BENZ	VITO CARGO VAN	1	1	0%			100%	1	1	0%	0%
MERCEDES BENZ Y											
FREIGHLINER	4 X 2 TANQUE	3	1	-67%			100%	3	1	-67%	0%
MERCURY	MILAN	1		-100%		1	100%	1	1	0%	0%
MERCURY	MYSTIQUE			100%	3	1	-67%	3	1	-67%	0%
MITSUBISHI	GALANT	1		-100%		1	100%	1	1	0%	0%
MOTO GUZZI	111-250			100%		1	100%	0	1	100%	0%
MRT	251 650			100%		1	100%	0	1	100%	0%
MV AGUSTA	651-1000		1	100%			100%	0	1	100%	0%
NISSAN	300ZX	3	1	-67%	1		-100%	4	1	-75%	0%
NISSAN	ARMADA	1	1	0%			100%	1	1	0%	0%
NISSAN	GT-R		1	100%			100%	0	1	100%	0%
NISSAN	ICHI VAN PASAJEROS	1		-100%	5	1	-80%	6	1	-83%	0%
NISSAN	XTRAIL HIBRIDO			100%		1	100%	0	1	100%	0%
PEUGEOT	306			100%		1	100%	0	1	100%	0%
PEUGEOT	5008		1	100%			100%	0	1	100%	0%
PEUGEOT	508		1	100%			100%	0	1	100%	0%
PEUGEOT	607		1	100%			100%	0	1	100%	0%
PEUGEOT	MANAGER CARGO VAN	2	1	-50%	1		-100%	3	1	-67%	0%
PEUGEOT	MANAGER CHASIS			100%			100%	0	1	100%	0%
PEUGEOT	MANAGER PASAJEROS	3	1	-67%			100%	3	1	-67%	0%
POLARIS	111-250		1	100%	1		-100%	1	1	0%	0%
POLARIS	251-650	2	1	-50%	1		-100%	3	1	-67%	0%
RENAULT	KWID		1	100%			100%	0	1	100%	0%
RENAULT	TRAFFIC PANEL	2		-100%	1	1	0%	3	1	-67%	0%
RENAULT	TRAFIC CARGA	1	1	0%	1		-100%	2	1	-50%	0%
ROVER	MG		1	100%			100%	0	1	100%	0%
SCANIA	AUTOBUS FORANEO		1	100%			100%	0	1	100%	0%
SEAT	ALTEA	5		-100%		1	100%	5	1	-80%	0%
SEAT	EXEO		1	100%			100%	0	1	100%	0%
SEMIRREMOLQUES	CAJA GANADERA	2	1	-50%	1		-100%	3	1	-67%	0%
SEMIRREMOLQUES	PLATAFORMA LOW BOY C/GANSO	2	1	-50%	1		-100%	3	1	-67%	0%
SEMIRREMOLQUES	PLATAFORMA SEMI BAJA	42	1	-98%	14		-100%	56	1	-98%	0%
SUBARU	BRZ		1	100%			100%	0	1	100%	0%
SUBARU	OUTBACK			100%		1	100%	0	1	100%	0%
SUZUKI	XL7			100%		1	100%	0	1	100%	0%
TESLA	S	1	1	0%			100%	1	1	0%	0%
TOROMEX	111-250			100%		1	100%	0	1	100%	0%
TRIUMPH	251-650			100%		1	100%	0	1	100%	0%
TRIUMPH	651-1000	1	1	0%			100%	1	1	0%	0%
UAZ	HUNTER		1	100%			100%	0	1	100%	0%
VELOCIMOTORS	111 250	2	1	-50%			100%	2	1	-50%	0%
VELOCIMOTORS	251 650		1	100%			100%	0	1	100%	0%
VOLKSWAGEN	4 X 2 CAJA REFRIGERADA		1	100%			100%	0	1	100%	0%
VOLKSWAGEN	CARIBE, BRASILIA, SAFARI			100%	3	1	-67%	3	1	-67%	0%
VOLKSWAGEN	CC		1	100%			100%	0	1	100%	0%
VOLKSWAGEN	COMBI			100%	7	1	-86%	7	1	-86%	0%
VOLKSWAGEN	CRAFTER CAJA REDILAS		1	100%			100%	0	1	100%	0%
VOLKSWAGEN	CRAFTER PASAJEROS	1	1	0%			100%	1	1	0%	0%
VOLKSWAGEN	DERBY VAN	3	1	-67%			100%	3	1	-67%	0%
VOLKSWAGEN	MICROBUS	1	1	0%			100%	1	1	0%	0%
VOLKSWAGEN	ROUTAN	1		0%			100%	1	1	0%	0%
VOLVO	4 X 2 CAJA SECA		1	100%			100%	0	1	100%	0%
VOLVO	6 X 4 VOLTEO		1	100%			100%	0	1	100%	0%
VOLVO	XC40		1	100%			100%	0	1	100%	0%
WHITE	WHITE		1	100%	1		-100%	1	1	0%	0%
ZHEJANG TAIZHOU	111 250			100%		1	100%	0	1	100%	0%
ZHEJANG TAIZHOU VENTO	111 250			100%		1	100%	0	1	100%	0%
ACURA	CL	1		-100%	2		-100%	3	0	-100%	0%
ACURA	RSX			100%	1		-100%	1	0	-100%	0%
ALFA ROMEO	147	1		-100%			100%	1	0	-100%	0%
ALFA ROMEO	GIULIETTA	3		-100%			100%	3	0	-100%	0%
ARGO	111-250			100%	1		-100%	1	0	-100%	0%
ASTRA	CAMION	1		-100%			100%	1	0	-100%	0%
AUDI	RS3	1		-100%	1		-100%	2	0	-100%	0%
AUDI	RS6	1		-100%			100%	1	0	-100%	0%

BMW	I3 ELECTRICO	2	-100%	1	-100%	3	0	-100%	0%
BMW	SERIE 3 HIBRIDO	1	-100%		100%	1	0	-100%	0%
BMW	SERIE 8	1	-100%		100%	1	0	-100%	0%
BMW	SERIE Z		100%	1	-100%	1	0	-100%	0%
BUICK	REGAL	1	-100%	1	-100%	2	0	-100%	0%
CADILLAC	ESCALADE PICK UP	1	-100%	2	-100%	3	0	-100%	0%
CADILLAC	XRL	1	-100%		100%	1	0	-100%	0%
CADILLAC	XT5	2	-100%		100%	2	0	-100%	0%
CAN AM	50-110		100%	1	-100%	1	0	-100%	0%
CBO	1000-1500		100%	1	-100%	1	0	-100%	0%
CHANGAN	PICK UP		100%	1	-100%	1	0	-100%	0%
CHRYSLER	6 X 2 CAJA MUDANCERA	1	-100%		100%	1	0	-100%	0%
CHRYSLER	6 X 2 RAM VOLTEO		100%	1	-100%	1	0	-100%	0%
CHRYSLER	D 300	2	-100%		100%	2	0	-100%	0%
CHRYSLER	D-350, RAM 3500, 4000 TANQUE	2	-100%	1	-100%	3	0	-100%	0%
CHRYSLER	DART K, VOLARE K	1	-100%		100%	1	0	-100%	0%
CHRYSLER	D-W250 VAN		100%	1	-100%	1	0	-100%	0%
CHRYSLER	NEW YORKER LH		100%	2	-100%	2	0	-100%	0%
CHRYSLER	PHANTOM		100%	2	-100%	2	0	-100%	0%
CHRYSLER	RAM 6500 AUTOBUS URBANO		100%	1	-100%	1	0	-100%	0%
CHRYSLER	RAM AUTOBUS URBANO	4	-100%	5	-100%	9	0	-100%	0%
DINA	6 X 2 CAJA MUDANCERA	1	-100%		100%	1	0	-100%	0%
DINA	6 X 2 VOLTEO	1	-100%		100%	1	0	-100%	0%
DINA	6 X 4 CAJA SECA	1	-100%		100%	1	0	-100%	0%
DINA	6 X 4 TOLVA	1	-100%		100%	1	0	-100%	0%
DINA	AUTOBUSES URBANO	1	-100%	1	-100%	2	0	-100%	0%
DINLI	111-250	1	-100%	1	-100%	2	0	-100%	0%
FAW	F4	1	-100%		100%	1	0	-100%	0%
FAW	GF60	1	-100%		100%	1	0	-100%	0%
FAW	PICK UP	2	-100%	1	-100%	3	0	-100%	0%
FIAT	500L	1	-100%		100%	1	0	-100%	0%
FIAT	STILO SHUMACHER	1	-100%		100%	1	0	-100%	0%
FORD	4 X 2 PLATAFORMA	1	-100%		100%	1	0	-100%	0%
FORD	CARRY ALL		100%	1	-100%	1	0	-100%	0%
FORD	COUGAR	1	-100%		100%	1	0	-100%	0%
FORD	F-350,450,550 CAJA GRUA	4	-100%		100%	4	0	-100%	0%
FORD	F-350,450,550 TANQUE	1	-100%		100%	1	0	-100%	0%
FORD	F-800 6 X 2 VOLTEO	1	-100%		100%	1	0	-100%	0%
FOTON	AUMARK 4000	1	-100%		100%	1	0	-100%	0%
FOTON	AUTOBUSES URBANOS	1	-100%		100%	1	0	-100%	0%
GENERAL MOTORS	4 X 2 CAJA MUDANCERA		100%	1	-100%	1	0	-100%	0%
GENERAL MOTORS	4 X 2 CAJA REDILAS	5	-100%		100%	5	0	-100%	0%
GENERAL MOTORS	4 X 2 PLATAFORMA		100%	1	-100%	1	0	-100%	0%
GENERAL MOTORS	C-30,35,36,3500 CAJA MUDANCERA	1	-100%		100%	1	0	-100%	0%
GENERAL MOTORS	CUTAWAY	1	-100%		100%	1	0	-100%	0%
GENERAL MOTORS	EPICA		100%	1	-100%	1	0	-100%	0%
GENERAL MOTORS	G4	1	-100%		100%	1	0	-100%	0%
GENERAL MOTORS	GRAN PRIX		100%	1	-100%	1	0	-100%	0%
GENERAL MOTORS	MICROBUS	2	-100%	1	-100%	3	0	-100%	0%
GENERAL MOTORS	SILHOUETTE		100%	1	-100%	1	0	-100%	0%
HERCULES	111 250	1	-100%		100%	1	0	-100%	0%
HYUNDAI	GENESSIS		100%	2	-100%	2	0	-100%	0%
HYUNDAI	HYUNDAI	1	-100%		100%	1	0	-100%	0%
INFINITI	FX37	2	-100%		100%	2	0	-100%	0%
INFINITI	G37	2	-100%		100%	2	0	-100%	0%
INFINITI	M56	1	-100%		100%	1	0	-100%	0%
INFINITI	Q70	3	-100%		100%	3	0	-100%	0%
INTERNATIONAL	4 X 2 CAJA MUDANCERA	7	-100%	1	-100%	8	0	-100%	0%
INTERNATIONAL	4 X 2 CAJA REDILAS	1	-100%		100%	1	0	-100%	0%
INTERNATIONAL	4 X 2 PLATAFORMA	3	-100%	1	-100%	4	0	-100%	0%
INTERNATIONAL	4 X 2 TANQUE	1	-100%		100%	1	0	-100%	0%
INTERNATIONAL	6 X 2 CAJA SECA	5	-100%	1	-100%	6	0	-100%	0%
INTERNATIONAL	6 X 2 CONTENEDOR		100%	1	-100%	1	0	-100%	0%
INTERNATIONAL	6 X 4 VOLTEO	2	-100%		100%	2	0	-100%	0%
JAGUAR	XF	1	-100%		100%	1	0	-100%	0%
JINHAO	111-250		100%	1	-100%	1	0	-100%	0%
KENWORTH	4 X 2 CAJA REDILAS	3	-100%	1	-100%	4	0	-100%	0%
KENWORTH	4 X 2 VOLTEO	1	-100%		100%	1	0	-100%	0%
KENWORTH	6 X 2 CAJA MUDANCERA	1	-100%		100%	1	0	-100%	0%
KENWORTH	6 X 2 CAJA REDILAS	2	-100%		100%	2	0	-100%	0%
KENWORTH	6 X 2 PLATAFORMA	1	-100%		100%	1	0	-100%	0%
KENWORTH	6 X 4 VACTOR DESASOLVE	1	-100%	1	-100%	2	0	-100%	0%
KUMOTO	111-250		100%	1	-100%	1	0	-100%	0%
KURAZAI	50-110	1	-100%		100%	1	0	-100%	0%
LEGALIZADO	COMERCIALES	3	-100%	18	-100%	21	0	-100%	0%

LINCOLN	AVIATOR	1	-100%		100%	1	0	-100%	0%		
LINCOLN	MKS	1	-100%	1	-100%	2	0	-100%	0%		
LINCOLN	ZEPHYR		100%	1	-100%	1	0	-100%	0%		
MASERATI	CHIBLI		100%	1	-100%	1	0	-100%	0%		
MERCEDES BENZ	CLASE R	1	-100%		100%	1	0	-100%	0%		
MERCEDES BENZ	CLASE SL	1	-100%		100%	1	0	-100%	0%		
MERCEDES BENZ	VITO	1	-100%		100%	1	0	-100%	0%		
MERCEDES BENZ Y FREIGHLINER	4 X 2 PLATAFORMA	3	-100%	2	-100%	5	0	-100%	0%		
MERCEDES BENZ Y FREIGHLINER	6 X 2 GRUA PERIFERICA	2	-100%	1	-100%	3	0	-100%	0%		
MERCURY	GRAND MARQUIS MOD. 2000 AL 2004		100%	1	-100%	1	0	-100%	0%		
MITSUBISHI	GRANDIS	1	-100%		100%	1	0	-100%	0%		
MITSUBISHI	SPACESTAR	1	-100%		100%	1	0	-100%	0%		
MUTANT MOTORS	251-650	1	-100%		100%	1	0	-100%	0%		
MV AGUSTA	251-650		100%	1	-100%	1	0	-100%	0%		
NISSAN	350Z	1	-100%		100%	1	0	-100%	0%		
NISSAN	ICHI-VAN Y URVAN, SERVICIO PÚBLICO	5	-100%		100%	5	0	-100%	0%		
NISSAN	LEAF	1	-100%		100%	1	0	-100%	0%		
NISSAN	SAMURAI, SAKURA		100%	1	-100%	1	0	-100%	0%		
PEUGEOT	111-250	1	-100%		100%	1	0	-100%	0%		
PEUGEOT	406	1	-100%		100%	1	0	-100%	0%		
PEUGEOT	EXPERT	1	-100%		100%	1	0	-100%	0%		
PEUGEOT	PARTNER FURGON P/LATERAL		100%	1	-100%	1	0	-100%	0%		
PIAGGIO	251-650	1	-100%	1	-100%	2	0	-100%	0%		
PIAGGIO	ESTACAS	16	-100%	25	-100%	41	0	-100%	0%		
PORSCHE	CAYMAN	3	-100%		100%	3	0	-100%	0%		
RAMIREZ	RAMIREZ	1	-100%		100%	1	0	-100%	0%		
ROVER	75		100%	3	-100%	3	0	-100%	0%		
SEAT	FREETRACK	1	-100%		100%	1	0	-100%	0%		
SPARTAK	S1000	1	-100%		100%	1	0	-100%	0%		
SSANGYONG	REXTON	1	-100%		100%	1	0	-100%	0%		
STERLING	4 X 2 CAJA REDILAS	1	-100%		100%	1	0	-100%	0%		
STERLING	6 X 2 CAJA REDILAS		100%	1	-100%	1	0	-100%	0%		
SUBARU	LEGACY	1	-100%		100%	1	0	-100%	0%		
SUBARU	WRX	1	-100%		100%	1	0	-100%	0%		
SUZUKI	1001-2000		100%	1	-100%	1	0	-100%	0%		
TURISTA	AUTOBUS	1	-100%		100%	1	0	-100%	0%		
TURISTAS	AUTOMOVILES		100%	1	-100%	1	0	-100%	0%		
VENTO	50-110	1	-100%		100%	1	0	-100%	0%		
VESPA	111-250	1	-100%		100%	1	0	-100%	0%		
VOLKSWAGEN	CRAFTER MICROBUS		100%	1	-100%	1	0	-100%	0%		
VOLKSWAGEN	EOS	1	-100%		100%	1	0	-100%	0%		
VOLKSWAGEN	EUROVAN SERVICIO PÚBLICO	1	-100%		100%	1	0	-100%	0%		
VOLKSWAGEN	MULTIVAN		100%	1	-100%	1	0	-100%	0%		
VOLVO	C30	1	-100%		100%	1	0	-100%	0%		
VOLVO	MICROBUS	1	-100%		100%	1	0	-100%	0%		
VOLVO	S80	1	-100%	1	-100%	2	0	-100%	0%		
VOLVO	V50		100%	1	-100%	1	0	-100%	0%		
VOLVO	V60	1	-100%		100%	1	0	-100%	0%		
ZANETTI	251-650	1	-100%		100%	1	0	-100%	0%		
TOTAL GENERAL		35033	30119	-14%	19424	19849	2%	54457	49968	-8%	100%

PORCENTAJE DE PARTICIPACIÓN POR TIPO DE ROBO Y POR AÑO.

64% **60%**

36% **40%**



VEHÍCULOS ROBADOS AL SECTOR ASEGURADOR **POR MUNICIPIO, A NIVEL NACIONAL**, DURANTE EL PERIODO 01/01/2019 AL 31/07/2019 Y SU COMPORTAMIENTO DURANTE 2015, 2016, 2017 Y 2018 EN EL MISMO PERIODO, **ORDENADO POR LOS MUNICIPIOS CON MÁS ROBOS DURANTE 2019.**



ENTIDAD FEDERATIVA	MUNICIPIO	lugar en 2015	lugar en 2016	lugar en 2017	lugar en 2018	lugar en 2019	TOTAL					
							2015	2016	2017	2018	2019	% DE INCR. EN 2019
JALISCO	GUADALAJARA	2	2	2	2	1	2004	2252	3522	3688	3807	3%
MEXICO	ECATEPEC DE MORELOS	1	1	1	1	2	3082	3471	3670	4143	3317	-20%
PUEBLA	PUEBLA	10	10	10	4	3	550	673	937	1553	1397	-10%
MEXICO	TLALNEPANTLA DE BAZ	3	3	4	3	4	1236	1085	1682	1755	1389	-21%
JALISCO	ZAPOPAN	7	5	5	6	5	817	1059	1630	1275	1356	6%
SINALOA	CULIACAN	4	7	3	5	6	970	816	1750	1414	1167	-17%
GUANAJUATO	CELAYA	55	47	35	18	7	147	212	368	585	1085	85%
MEXICO	NAUCALPAN DE JUAREZ	8	4	6	7	8	803	1068	1540	1263	1011	-20%
CIUDAD DE MÉXICO	IZTAPALAPA	6	8	9	8	9	865	777	942	1047	884	-16%
CIUDAD DE MÉXICO	GUSTAVO A. MADERO	9	9	8	10	10	738	711	959	885	802	-9%
MEXICO	CUAUTITLAN IZCALLI	12	14	14	13	11	543	584	617	654	764	17%
MEXICO	NEZAHUALCOYOTL	5	6	7	11	12	895	937	971	864	742	-14%
BAJA CALIFORNIA	TIJUANA	32	28	12	12	13	291	324	712	733	729	-1%
TABASCO	CENTRO	13	12	11	9	14	518	590	861	943	712	-24%
JALISCO	TONALA	78	75	47	49	15	92	113	277	290	678	134%
MEXICO	CUAUTITLAN	26	19	31	20	16	346	413	380	526	652	24%
MEXICO	TULTITLAN	22	16	22	16	17	372	468	505	603	598	-1%
QUERETARO	QUERETARO	25	21	19	14	18	359	364	528	626	594	-5%
JALISCO	TLAQUEPAQUE	36	33	20	21	19	254	305	512	516	589	14%
MEXICO	TECAMAC	37	25	15	15	20	251	333	583	617	571	-7%
CIUDAD DE MÉXICO	BENITO JUAREZ	17	17	16	17	21	408	439	551	597	563	-6%
MEXICO	TOLUCA	11	11	13	19	22	548	612	624	567	561	-1%
CIUDAD DE MÉXICO	COYOACAN	16	27	26	29	23	444	326	432	439	509	16%
NUEVO LEON	MONTERREY	15	13	21	25	24	446	587	509	470	474	1%
CIUDAD DE MÉXICO	CUAUHTEMOC	20	20	24	32	25	385	403	455	431	471	9%
MEXICO	COACALCO DE BERRIOZABAL	31	24	28	33	26	294	333	398	427	463	8%
VERACRUZ	VERACRUZ	24	18	18	22	27	366	415	533	512	438	-14%
MICHOACAN	URUAPAN	77	45	44	41	28	94	219	301	349	435	25%
MORELOS	CUERNAVACA	28	22	40	37	29	316	351	346	378	432	14%
SAN LUIS POTOSI	SAN LUIS POTOSI	58	56	49	40	30	142	182	254	355	425	20%
CIUDAD DE MÉXICO	TLALPAN	33	35	29	31	31	290	283	393	432	408	-6%
CIUDAD DE MÉXICO	AZCAPOTZALCO	29	26	25	28	32	314	331	445	439	403	-8%
GUANAJUATO	LEON	39	39	37	23	33	249	237	355	505	401	-21%
GUERRERO	ACAPULCO DE JUAREZ	14	34	17	24	34	456	303	544	486	366	-25%
JALISCO	TLAJOMULCO DE ZUBIGA	75	59	41	44	35	95	160	321	323	357	11%
MICHOACAN	MORELIA	21	15	23	26	36	378	491	491	451	353	-22%
CIUDAD DE MÉXICO	MIGUEL HIDALGO	30	29	33	36	37	313	321	376	381	348	-9%
CIUDAD DE MÉXICO	ALVARO OBREGON	35	32	32	34	38	258	315	380	398	329	-17%
MEXICO	ATIZAPAN DE ZARAGOZA	46	54	48	43	39	178	187	274	324	328	1%
MEXICO	PAZ LA	42	42	54	45	40	229	225	238	321	321	0%
CHIHUAHUA	JUAREZ	45	41	46	52	41	199	231	290	285	297	4%
MEXICO	CHIMALHUACAN	43	38	43	38	42	224	256	302	372	295	-21%
CIUDAD DE MÉXICO	VENUSTIANO CARRANZA	41	40	42	48	43	237	235	304	291	291	0%
MEXICO	ATIZAPAN	70	63	53	54	44	105	144	240	257	291	13%
PUEBLA	TECAMACHALCO	145	94	102	56	45	26	67	77	241	281	17%
AGUASCALIENTES	AGUASCALIENTES	67	57	51	50	46	108	179	246	289	275	-5%
MEXICO	CHALCO	18	23	39	30	47	406	336	348	435	272	-37%
TAMAULIPAS	REYNOSA	23	43	36	27	48	371	223	357	451	267	-41%
PUEBLA	TEHUACAN	106	78	52	39	49	49	89	246	357	253	-29%
QUINTANA ROO	BENITO JUAREZ	69	84	70	64	50	106	82	148	205	253	23%
CHIHUAHUA	CHIHUAHUA	19	36	34	35	51	397	276	370	387	241	-38%
CIUDAD DE MÉXICO	IZTACALCO	38	52	45	58	52	250	193	295	234	239	2%
GUANAJUATO	IRAPUATO	59	50	56	42	53	139	195	231	336	214	-36%
VERACRUZ	CORDOBA	61	64	61	66	54	124	141	199	189	209	11%
MEXICO	NICOLAS ROMERO	81	93	83	81	55	82	67	103	127	203	60%
NUEVO LEON	APODACA	64	51	69	62	56	112	195	148	215	200	-7%
NUEVO LEON	GUADALUPE	53	46	57	68	57	155	214	216	186	200	8%
MEXICO	IXTAPALUCA	49	62	50	59	58	168	148	247	227	196	-14%
BAJA CALIFORNIA	MEXICALI	27	31	38	57	59	316	316	354	239	190	-21%
HIDALGO	PACHUCA DE SOTO	63	53	58	69	60	113	188	205	185	189	2%

CIUDAD DE MÉXICO	XOCHIMILCO	66	65	75	70	61
NUEVO LEÓN	SAN NICOLAS DE LOS GARZA	68	60	64	71	62
TABASCO	CARDENAS	86	69	55	55	63
SONORA	HERMOSILLO	40	37	30	46	64
MEXICO	TEXCOCO	57	55	63	60	65
VERACRUZ	COATZACOALCOS	44	30	27	53	66
VERACRUZ	XALAPA	56	74	60	65	67
GUANAJUATO	SALAMANCA	82	67	74	47	68
CHIAPAS	TUXTLA GUTIERREZ	48	48	67	63	69
COAHUILA	TORREÓN	54	70	77	73	70
PUEBLA	TEPEACA	133	123	115	76	71
SINALOA	MAZATLÁN	62	58	59	75	72
MEXICO	ZUMPANGO	83	80	65	67	73
MICHOACÁN	APATZINGÁN	121	73	72	51	74
GUERRERO	CHILPANCINGO DE LOS BRAVO	34	44	68	72	75
PUEBLA	SAN MARTÍN TEXMELUCÁN	102	96	142	77	76
CIUDAD DE MÉXICO	TLAHUAC	65	81	79	79	77
OAXACA	OAXACA DE JUÁREZ	52	66	73	88	78
QUERÉTARO	SAN JUAN DEL RÍO	99	86	101	85	79
SONORA	CAJEME	80	95	103	111	80
TLAXCALA	TLAXCALA	149	138	95	84	81
MEXICO	TULTEPEC	125	110	100	105	82
MORELOS	JIUTEPEC	91	79	88	87	83
VERACRUZ	MINATITLÁN	87	71	62	74	84
BAJA CALIFORNIA	ENSENADA	104	115	94	112	85
TLAXCALA	CALPULALPÁN	126	92	81	107	86
MEXICO	VALLE DE CHALCO SOLIDARIDAD	76	104	97	83	87
MICHOACÁN	LAZARO CARDENAS	60	72	66	78	88
MEXICO	TEPOTZOTLÁN	114	129	125	118	89
PUEBLA	SAN ANDRÉS CHOLULA	207	140	114	104	90
CIUDAD DE MÉXICO	MAGDALENA CONTRERAS LA	90	109	107	126	91
YUCATAN	MÉRIDA	103	102	91	80	92
PUEBLA	CUAUTLACINGO	233	178	152	117	93
MEXICO	ACOLMAN	92	77	82	89	94
JALISCO	SALTO EL	138	121	108	114	95
VERACRUZ	ACAYUCÁN	163	139	182	146	96
HIDALGO	TULA DE ALLENDE	113	111	98	94	97
QUERÉTARO	MARQUES EL	100	107	130	106	98
MEXICO	METEPEC	73	82	86	93	99
JALISCO	PUERTO VALLARTA	112	88	112	103	100
MEXICO	HUEHUETOCA	105	99	117	120	101
COAHUILA	SALTILLO	72	103	89	98	102
VERACRUZ	BOCA DEL RÍO	74	91	93	99	103
NUEVO LEÓN	GENERAL ESCOBEDO	88	85	96	95	104
MICHOACÁN	ZAMORA	95	68	85	109	105
MEXICO	CHICOLOAPAN	89	100	105	90	106
PUEBLA	AMOZOC	199	131	167	92	107
TLAXCALA	APIZACO	134	108	92	100	108
VERACRUZ	POZA RICA DE HIDALGO	50	49	71	102	109
SINALOA	AHOME	109	118	134	96	110
GUERRERO	ZIHUATANEJO DE AZUETA	151	83	90	101	111
HIDALGO	TULANCINGO DE BRAVO	122	145	109	115	112
CIUDAD DE MÉXICO	CUAJIMALPA DE MORELOS	107	120	139	128	113
GUANAJUATO	CORTAZAR	311	262	233	172	114
GUANAJUATO	SILAO	155	141	147	97	115
QUINTANA ROO	SOLIDARIDAD	179	149	161	140	116
PUEBLA	ACATZINGO	246	166	255	121	117
TABASCO	COMALCALCO	119	122	78	61	118
MORELOS	CUAUTLA	117	133	121	119	119
PUEBLA	SAN PEDRO CHOLULA	170	223	176	162	120
VERACRUZ	SAYULA DE ALEMÁN	446	430	457	207	121
VERACRUZ	ORIZABA	97	89	80	86	122
COLIMA	MANZANILLO	128	137	126	182	123
PUEBLA	ESPERANZA	160	163	149	91	124
SAN LUIS POTOSÍ	SOLEDAD DE GRACIANO SANCHEZ	353	222	264	153	125
TAMAULIPAS	TAMPICO	51	61	76	123	126
GUANAJUATO	GUANAJUATO	129	130	159	135	127
MEXICO	TEOLOYUCÁN	204	112	123	148	128
DURANGO	GÓMEZ PALACIO	98	127	113	131	129

109	137	123	178	187	5%
106	156	195	175	180	3%
75	128	232	254	175	-31%
249	273	385	316	174	-45%
142	182	195	227	170	-25%
222	318	417	257	168	-35%
145	114	200	197	167	-15%
81	130	129	293	162	-45%
169	200	171	214	160	-25%
147	123	116	170	158	-7%
32	44	63	155	156	1%
123	175	201	158	152	-4%
79	86	195	188	144	-23%
37	115	134	288	130	-55%
261	222	158	174	126	-28%
51	65	46	154	123	-20%
109	84	114	131	122	-7%
157	133	132	114	121	6%
53	72	78	120	120	0%
84	66	74	81	120	48%
26	37	88	120	119	-1%
35	53	79	89	116	30%
63	87	97	118	114	-3%
74	120	198	160	113	-29%
50	49	89	79	113	43%
35	68	111	87	112	29%
94	55	85	121	108	-11%
135	119	194	153	107	-30%
43	42	58	73	105	44%
16	37	64	90	104	16%
63	54	69	66	99	50%
51	56	93	130	97	-25%
13	22	42	74	97	31%
62	93	110	110	96	-13%
29	45	69	77	95	23%
23	37	29	50	91	82%
43	52	84	104	90	-13%
52	55	52	88	90	2%
100	84	101	104	86	-17%
44	70	65	91	86	-5%
49	62	61	71	86	21%
102	55	97	95	84	-12%
96	68	90	95	84	-12%
69	77	87	101	82	-19%
57	129	101	85	81	-5%
66	60	71	108	80	-26%
17	42	34	105	80	-24%
32	55	91	94	79	-16%
167	196	135	92	79	-14%
46	47	50	96	77	-20%
25	83	94	93	75	-19%
36	33	67	74	74	0%
47	46	47	65	74	14%
7	12	19	37	74	100%
24	36	43	96	72	-25%
20	30	36	54	72	33%
12	27	16	70	69	-1%
38	44	116	221	68	-69%
39	40	59	72	67	-7%
21	15	31	41	67	63%
4	4	5	26	66	154%
56	69	114	118	65	-45%
33	37	58	32	64	100%
23	27	43	107	62	-42%
6	16	15	47	62	32%
159	151	120	68	61	-10%
33	42	36	61	59	-3%
16	51	58	49	59	20%
55	43	65	63	56	-11%

QUERETARO	CORREGIDORA	178	147	168	141	130
TABASCO	HUIMANGUILLO	153	124	124	116	131
PUEBLA	CORONANGO	605	277	213	144	132
MEXICO	HUIXQUILUCAN	85	87	111	136	133
PUEBLA	HUEJOTZINGO	350	211	291	197	134
NAYARIT	TEPIC	158	143	148	132	135
TLAXCALA	HUAMANTLA	144	153	128	133	136
HIDALGO	TIZAYUCA	108	128	110	113	137
NUEVO LEON	SANTA CATARINA	159	114	127	151	138
JALISCO	TEPATITLAN DE MORELOS	193	126	143	179	139
NUEVO LEON	CADEREYTA JIMENEZ	140	156	120	138	140
NUEVO LEON	GARCIA	212	206	189	164	141
PUEBLA	CHALCHICOMULA DE SESMA	300	167	138	110	142
GUANAJUATO	APASEO EL GRANDE	251	194	183	156	143
DURANGO	DURANGO	93	106	116	125	144
TAMAULIPAS	ALTAMIRA	71	76	118	150	145
NUEVO LEON	JUAREZ	206	132	146	167	146
GUANAJUATO	SAN MIGUEL DE ALLENDE	252	249	199	159	147
TAMAULIPAS	NUEVO LAREDO	94	113	119	165	148
MEXICO	LERMA	111	116	132	166	149
GUERRERO	IGUALA DE LA INDEPENDENCIA	141	134	133	127	150
JALISCO	LAGOS DE MORENO	156	199	145	161	151
HIDALGO	TEPEJI DEL RIO DE OCAMPO	210	184	220	212	152
MEXICO	TEZOYUCA	139	186	163	200	153
PUEBLA	PALMAR DE BRAVO	608	213	262	129	154
PUEBLA	HUAUCHINANGO	214	207	171	158	155
MEXICO	OTUMBA	197	169	238	215	156
SONORA	NOGALES	223	173	162	233	157
TABASCO	CUNDUACAN	166	158	84	82	158
GUANAJUATO	VALLE DE SANTIAGO	289	261	281	191	159
MEXICO	TEOTIHUACAN	135	152	223	177	160
VERACRUZ	COSOLEACAQUE	131	98	99	122	161
PUEBLA	ATLIXCO	264	229	196	142	162
PUEBLA	CHIGNAHUAPAN	508	329	453	267	163
PUEBLA	QUECHOLAC	510	593	322	287	164
TABASCO	PARAISO	167	215	154	108	165
MICHOACAN	PIEDAD LA	130	168	144	143	166
TABASCO	NACAJUCA	162	200	165	145	167
VERACRUZ	TIERRA BLANCA	363	231	241	176	168
SINALOA	GUASAVE	147	162	169	188	169
NUEVO LEON	ALLENDE	157	125	181	201	170
VERACRUZ	ANTIGUA LA	383	382	228	270	171
COLIMA	COLIMA	116	135	135	178	172
VERACRUZ	EMILIANO ZAPATA	384	574	158	232	173
CHIAPAS	TAPACHULA	154	187	188	124	174
TAMAULIPAS	MATAMOROS	47	136	209	147	175
CAMPECHE	CARMEN	115	101	153	152	176
MEXICO	JILOTEPEC	123	142	136	155	177
GUANAJUATO	VILLAGRAN	270	239	307	303	178
VERACRUZ	FORTIN	188	165	155	168	179
TAMAULIPAS	CIUDAD MADERO	84	105	131	171	180
OAXACA	SAN JUAN BAUTISTA TUXTEPEC	169	146	160	247	181
MEXICO	VALLE DE BRAVO	343	298	451	339	182
MEXICO	ATLACOMULCO	229	193	225	175	183
VERACRUZ	AMATLAN DE LOS REYES	201	155	140	240	184
TABASCO	VILLAHERMOSA					185
ZACATECAS	ZACATECAS	118	150	151	157	186
VERACRUZ	PEROTE	183	202	137	187	187
HIDALGO	TEPEAPULCO	292	174	217	234	188
JALISCO	ZAPOTLANEJO	254	161	260	264	189
TAMAULIPAS	VICTORIA	96	97	129	184	190
HIDALGO	MINERAL DE LA REFORMA	291	209	180	190	191
MORELOS	TEMIXCO	220	180	187	195	192
MEXICO	ZINACANTEPEC	186	216	257	251	193
ZACATECAS	CALERA		703	333	540	194
NUEVO LEON	SAN PEDRO GARZA GARCIA	177	164	210	137	195
MEXICO	AMECAMECA	142	233	197	163	196
BAJA CALIFORNIA	PLAYAS DE ROSARITO	306	323	190	185	197
CHIAPAS	REFORMA	208	217	174	194	198

20	32	34	54	56	4%
25	44	58	74	55	-26%
2	11	22	51	55	8%
76	70	65	59	54	-8%
6	17	13	28	54	93%
23	34	43	63	52	-17%
27	29	56	62	52	-16%
47	43	66	79	50	-37%
23	50	56	47	50	6%
18	44	45	34	49	44%
29	28	60	56	48	-14%
15	17	27	40	48	20%
8	27	48	85	46	-46%
11	19	29	44	43	-2%
60	55	62	67	42	-37%
103	97	60	47	42	-11%
16	42	43	39	42	8%
11	13	25	42	41	-2%
58	50	60	39	41	5%
45	49	51	39	41	5%
27	40	51	66	40	-39%
24	17	44	41	40	-2%
15	20	21	24	40	67%
29	19	36	27	39	44%
2	17	15	64	38	-41%
15	17	34	43	38	-12%
17	25	18	23	38	65%
14	23	36	21	38	81%
22	28	103	126	37	-71%
8	12	14	30	37	23%
31	29	20	35	36	3%
33	63	80	69	35	-49%
10	15	25	53	35	-34%
3	7	5	17	35	106%
3	2	11	15	35	133%
22	16	40	86	32	-63%
33	25	45	52	32	-38%
23	17	35	50	32	-36%
6	15	18	36	32	-11%
26	27	34	30	32	7%
24	44	29	27	32	19%
5	5	20	16	32	100%
39	39	50	34	31	-9%
5	2	37	21	31	48%
24	19	27	68	30	-56%
176	38	22	50	30	-40%
41	59	41	47	30	-36%
36	34	49	44	30	-32%
9	14	11	13	30	131%
19	27	39	39	29	-26%
79	55	51	38	29	-24%
21	32	36	19	29	53%
6	9	5	11	29	164%
13	19	20	36	28	-22%
17	29	47	20	28	40%
				28	100%
39	29	42	43	27	-37%
20	17	49	30	27	-10%
8	23	21	21	26	24%
11	28	15	17	26	53%
56	63	54	31	25	-19%
8	17	30	30	25	-17%
14	21	27	28	25	-11%
19	16	16	18	25	39%
	2	10	4	24	500%
20	27	22	58	23	-60%
27	14	25	41	23	-44%
7	7	27	31	23	-26%
15	16	33	28	23	-18%

BAJA CALIFORNIA SUR	PAZ LA	184	154	224	203	199	19	29	20	27	23	-15%
MORELOS	EMILIANO ZAPATA	262	221	240	213	200	10	16	18	24	23	-4%
GUANAJUATO	ABASOLO	250	271	353	227	201	11	11	8	22	23	5%
MEXICO	MELCHOR OCAMPO	219	469	285	256	202	14	3	14	18	23	28%
VERACRUZ	CUITLAHUAC	136	181	211	209	203	31	20	22	25	22	-12%
TLAXCALA	YAUHQUEMECAN	382	381	214	223	204	5	5	22	22	22	0%
HIDALGO	ATOTONILCO DE TULA	335	477	245	347	205	6	3	18	10	22	120%
NAYARIT	BAHIA DE BANDERAS	277	339	315	180	206	9	6	11	34	21	-38%
VERACRUZ	TUXPAN	189	183	178	208	207	19	20	30	25	21	-16%
SINALOA	SALVADOR ALVARADO	187	203	166	219	208	19	17	35	22	21	-5%
OAXACA	HUAJUAPAM DE LEON	198	294	150	268	209	17	9	43	16	21	31%
JALISCO	ARANDAS	271	338	236	299	210	9	6	19	13	21	62%
JALISCO	ACATLAN DE JUAREZ	218	559	273	484	211	14	2	15	5	21	320%
PUEBLA	CAÑADA MORELOS		683	299	198	212		2	13	28	20	-29%
PUEBLA	IZUCAR DE MATAMOROS	301	244	198	202	213	8	14	25	27	20	-26%
MEXICO	ATENCO	295	414	284	205	214	8	4	14	26	20	-23%
TABASCO	DESCONOCIDO	148	246	212	222	215	26	13	22	22	20	-9%
COAHUILA	MONCLOVA	150	171	246	224	216	25	23	17	22	20	-9%
MORELOS	YAUTEPEC	165	176	239	235	217	22	22	18	21	20	-5%
MICHOACAN	BUENAVISTA	789	304	312	238	218	1	9	11	21	20	-5%
CHIAPAS	SAN CRISTOBAL DE LAS CASAS	172	188	276	255	219	20	19	14	18	20	11%
GUANAJUATO	APASEO EL ALTO	227	270	384	276	220	13	11	7	16	20	25%
CIUDAD DE MÉXICO	MILPA ALTA	216	177	218	290	221	14	22	21	14	20	43%
MICHOACAN	TACAMBARO		405	270	300	222		5	15	13	20	54%
PUEBLA	ZACATLAN	379	426	319	307	223	5	4	11	13	20	54%
MICHOACAN	ZITACUARO	276	372	317	318	224	9	5	11	12	20	67%
OAXACA	SALINA CRUZ	143	157	230	372	225	27	28	19	9	20	122%
CIUDAD DE MÉXICO	DESCONOCIDO	329	210	156	199	226	6	17	38	27	19	-30%
VERACRUZ	IXTACZOQUITLAN	386	300	412	210	227	5	9	6	25	19	-24%
JALISCO	OCOTLAN	185	189	256	226	228	19	19	16	22	19	-14%
MEXICO	COYOTEPEC	230	248	278	412	229	13	13	14	7	19	171%
VERACRUZ	JALTIPAN	445	327	338	488	230	4	7	9	5	19	280%
SINALOA	NAVOLATO	194	119	87	149	231	18	47	101	48	18	-63%
PUEBLA	LIBRES	247	195	195	169	232	12	18	25	39	18	-54%
MICHOACAN	PATZCUARO	205	159	193	183	233	16	28	25	32	18	-44%
ZACATECAS	GUADALUPE	190	267	268	214	234	19	11	15	24	18	-25%
BAJA CALIFORNIA	TECATE	239	208	247	216	235	12	17	17	23	18	-22%
GUANAJUATO	SAN JOSE ITURBIDE	267	238	409	245	236	9	14	6	20	18	-10%
QUINTANA ROO	COZUMEL	248	196	289	301	237	12	18	13	13	18	38%
PUEBLA	TEZIUTLAN	234	227	265	348	238	13	15	15	10	18	80%
TAMAULIPAS	MANTE EL	120	117	184	535	239	38	49	28	4	18	350%
TABASCO	MACUSPANA	224	160	122	134	240	14	28	59	61	17	-72%
JALISCO	CHAPALA	316	377	343	249	241	7	5	9	19	17	-11%
MORELOS	HUITZILAC	344	341	297	284	242	6	6	13	15	17	13%
COLIMA	VILLA DE ALVAREZ	266	230	226	291	243	9	15	20	14	17	21%
GUANAJUATO	PENJAMO	174	201	221	160	244	20	17	21	42	16	-62%
OAXACA	SANTO DOMINGO TEHUANTEPEC	349	299	310	206	245	6	9	11	26	16	-38%
MEXICO	JALTENCO	231	369	208	221	246	13	5	23	22	16	-27%
VERACRUZ	CHOAPAS LAS	256	228	292	237	247	11	15	13	21	16	-24%
SAN LUIS POTOSI	MATEHUALA	619	393	215	243	248	2	5	22	20	16	-20%
CHIAPAS	PALENQUE	285	185	261	244	249	8	20	15	20	16	-20%
BAJA CALIFORNIA SUR	CABOS LOS	258	197	204	250	250	10	18	23	18	16	-11%
VERACRUZ	RIO BLANCO	257	250	175	260	251	11	13	32	17	16	-6%
VERACRUZ	MEDELLIN	282	310	253	283	252	9	8	17	15	16	7%
SONORA	PUERTO PEDASCO	437	351	259	333	253	4	6	16	11	16	45%
GUANAJUATO	SALVATIERRA	367	423	366	390	254	5	4	8	8	16	100%
QUINTANA ROO	TULUM	512	594	592	515	255	3	2	3	5	16	220%
PUEBLA	TLACOTEPEC DE BENITO JUAREZ	872	536	321	192	256	1	3	11	29	15	-48%
CAMPECHE	CAMPECHE	191	172	170	193	257	18	23	34	28	15	-46%
NUEVO LEON	SANTIAGO	168	247	232	196	258	21	13	19	28	15	-46%
QUERETARO	PEDRO ESCOBEDO	351	198	290	248	259	6	18	13	19	15	-21%
SONORA	GUAYMAS	215	234	250	272	260	15	14	17	16	15	-6%
PUEBLA	SAN SALVADOR HUIXCOLOTLA	432		744	278	261	4		2	16	15	-6%
MICHOACAN	REYES LOS	255	272	325	319	262	11	11	10	12	15	25%
SINALOA	ESCUINAPA	279	241	201	329	263	9	14	24	11	15	36%
MICHOACAN	ARIO		898	486	380	264		1	5	9	15	67%
OAXACA	JUCHITAN DE ZARAGOZA	132	266	104	130	265	32	11	73	63	14	-78%
MICHOACAN	MUGICA	320	175	194	154	266	7	23	25	45	14	-69%
TAMAULIPAS	RIO BRAVO	79	255	206	170	267	86	12	23	39	14	-64%

MEXICO	SAN MATEO ATENCO	203	259	202	242	268
GUANAJUATO	SAN FRANCISCO DEL RINCON	312	284	295	273	269
HIDALGO	ATITALAQUIA	242	370	298	315	270
CHIHUAHUA	DELICIAS	287	296	283	351	271
GUANAJUATO	ACAMBARO	712	449	394	361	272
PUEBLA	CUAPIAXTLA DE MADERO	857	535	471	465	273
MICHOACAN	GABRIEL ZAMORA	582	516	350	490	274
QUINTANA ROO	DESCONOCIDO	146	148	203	181	275
VERACRUZ	MARTINEZ DE LA TORRE	195	258	383	229	276
QUINTANA ROO	OTHON P. BLANCO	221	235	266	254	277
HIDALGO	IXMIQUILPAN	740	362	810	327	278
HIDALGO	ZEMPOALA	315	415	392	360	279
GUANAJUATO	JARAL DEL PROGRESO	549	745	870	368	280
PUEBLA	REYES DE JUAREZ LOS	864	642	436	462	281
VERACRUZ	TRES VALLES	448		444	606	282
TLAXCALA	CHIAUTEMPAN	439	263	267	173	283
MEXICO	NEXTLALPAN	297	243	177	174	284
VERACRUZ	PAPANTLA	137	90	173	189	285
PUEBLA	ACAJETE	428	581	429	211	286
TLAXCALA	SAN PABLO DEL MONTE	633	608	522	230	287
JALISCO	SAN JUAN DE LOS LAGOS	570	291	172	241	288
VERACRUZ	COSAMALOAPAN DE CARPIO	359	313	557	246	289
BAJA CALIFORNIA SUR	LOS CABOS	240	409	222	262	290
MORELOS	XOCHITEPEC	321	297	234	263	291
MEXICO	IXTLAHUACA	339	380	244	271	292
GUANAJUATO	SAN LUIS DE LA PAZ	268	371	303	274	293
MICHOACAN	ZACAPU	805	632	275	293	294
HIDALGO	HUICHAPAN	243	295	495	298	295
NUEVO LEON	PESQUERIA		254	309	304	296
MEXICO	AXAPUSCO	573	331	653	311	297
ZACATECAS	FRESNILLO	249	321	243	346	298
MORELOS	JOJUTLA	376	345	340	357	299
GUANAJUATO	SANTA CRUZ DE JUVENTINO ROSAS	368	570	475	363	300
CHIAPAS	CHIAPA DE CORZO	259	282	336	375	301
MEXICO	APAXCO	408	274	354	376	302
PUEBLA	NICOLAS BRAVO	862	641	601	385	303
MICHOACAN	PERIBAN	491		380	416	304
MICHOACAN	ZINAPECUARO	806	633	433	461	305
AGUASCALIENTES	JESUS MARIA	393	314	254	204	306
SONORA	NAVOJOA	236	219	248	236	307
MEXICO	DESCONOCIDO	480	386	106	239	308
SINALOA	ELOTA	161	279	200	281	309
DURANGO	LERDO	241	237	293	302	310
GUERRERO	EDUARDO NERI	459	354	316	306	311
PUEBLA	AHUAZOTEPEC		462	395	321	312
MICHOACAN	TARIMBARO	419	275	242	332	313
MEXICO	TLALMANALCO	274	251	279	335	314
SONORA	SAN LUIS RIO COLORADO	280	373	329	354	315
MEXICO	TEMASCALAPA	298	473	368	359	316
CHIAPAS	COMITAN DE DOMINGUEZ	307	283	493	364	317
TABASCO	CENTLA	303	252	280	373	318
JALISCO	ATOTONILCO EL ALTO	261	470	421	458	319
TABASCO	JALPA DE MENDEZ	626	319	157	139	320
JALISCO	ZAPOTLAN EL GRANDE	407	289	296	257	321
VERACRUZ	TIHUATLAN	124	232	164	259	322
MICHOACAN	JACONA	275	240	308	286	323
VERACRUZ	NOGALES	527	510	229	330	324
NUEVO LEON	MONTEMORELOS	176	280	385	337	325
TABASCO	EMILIANO ZAPATA	625	520	515	381	326
CHIHUAHUA	CUAUHTEMOC	396	348	361	389	327
HIDALGO	SINGUILUCAN	468	328	652	437	328
PUEBLA	ORIENTAL	430	326	414	456	329
CHIAPAS	OCOSINGO	536	512	470	464	330
COLIMA	TECOMAN	310	273	282	485	331
MICHOACAN	HUANDACAREO					332
SONORA	DESCONOCIDO	152	214	186	269	333
NUEVO LEON	SALINAS VICTORIA	347	312	314	305	334
MEXICO	SAN MARTIN DE LAS PIRAMIDES	272	309	337	308	335
VERACRUZ	CAMERINO Z MENDOZA	442	264	252	313	336

16	12	24	20	14	-30%
7	10	13	16	14	-13%
12	5	13	12	14	17%
8	9	14	10	14	40%
1	4	7	10	14	40%
1	3	5	6	14	133%
2	3	9	5	14	180%
26	31	23	33	13	-61%
18	12	7	22	13	-41%
14	14	15	18	13	-28%
1	6	1	12	13	8%
7	4	7	10	13	30%
2	1	1	10	13	30%
1	2	6	6	13	117%
4		6	3	13	333%
4	12	15	37	12	-68%
8	14	31	36	12	-67%
31	69	33	30	12	-60%
4	2	6	25	12	-52%
2	2	4	22	12	-45%
2	10	34	20	12	-40%
6	8	3	20	12	-40%
12	4	21	17	12	-29%
7	9	19	17	12	-29%
6	5	18	16	12	-25%
9	5	12	16	12	-25%
1	2	15	14	12	-14%
12	9	4	14	12	-14%
	13	11	13	12	-8%
2	7	2	13	12	-8%
12	7	18	10	12	20%
5	6	9	10	12	20%
5	2	5	10	12	20%
10	10	9	9	12	33%
4	11	8	9	12	33%
1	2	3	9	12	33%
3		8	7	12	71%
1	2	6	6	12	100%
4	8	17	27	11	-59%
13	16	17	21	11	-48%
3	5	71	20	11	-45%
23	10	25	15	11	-27%
12	14	13	13	11	-15%
3	6	11	13	11	-15%
	4	7	12	11	-8%
4	11	18	11	11	0%
9	13	14	11	11	0%
9	5	10	10	11	10%
8	3	8	10	11	10%
7	10	4	10	11	10%
8	13	14	9	11	22%
10	3	6	6	11	83%
2	8	38	55	10	-82%
4	10	13	18	10	-44%
36	14	36	17	10	-41%
9	14	11	15	10	-33%
3	3	20	11	10	-9%
20	10	7	11	10	-9%
2	3	4	9	10	11%
4	6	8	8	10	25%
3	7	2	7	10	43%
4	7	6	6	10	67%
2	3	5	6	10	67%
7	11	14	5	10	100%
				10	100%
25	16	28	16	9	-44%
6	8	11	13	9	-31%
9	8	9	13	9	-31%
4	12	17	12	9	-25%

MEXICO	ALMOLOYA DE JUAREZ	478	355	328	353	337
SINALOA	ANGOSTURA	235	236	334	355	338
JALISCO	GUACHINANGO		401	501	398	339
MEXICO	XONACATLAN	412	350	498	467	340
GUERRERO	PETATLAN	334	569	518	468	341
JALISCO	ENCARNACION DE DIAZ	561	599	432	499	342
TLAXCALA	IXTACUIXTLA DE MARIANO MATAM	910	540	517	507	343
PUEBLA	TOCHTEPEC		692	860	583	344
SONORA	HUATABAMPO	356	343	497	867	345
VERACRUZ	COATZINTLA	238	220	408		346
PUEBLA	YEHUALTEPEC		967	626	218	347
MICHOACAN	SAHUAYO	211	170	191	220	348
JALISCO	IXTLAHUACAN DE LOS MEMBRILLOS	564	392	318	275	349
GUERRERO	TAXCO DE ALARCON	555	748	482	297	350
MICHOACAN	ARTEAGA	413	301	311	317	351
MEXICO	POLOTITLAN	341	711	437	322	352
GUANAJUATO	COMONFORT	713	527		328	353
COAHUILA	RAMOS ARIZPE	196	204	407	338	354
JALISCO	TEQUILA	317	474	423	362	355
TLAXCALA	XALOZTOC			1086	369	356
MEXICO	NOPALTEPEC	483	589	477	379	357
QUERETARO	TEQUISQUIAPAN	614	245	410	393	358
MICHOACAN	SALVADOR ESCALANTE		676	528	401	359
TLAXCALA	TLAXCO	635	445	660	406	360
VERACRUZ	SAN ANDRES TUXTLA	361	422	347	415	361
MEXICO	OCOYOACAC	244	306	413	420	362
JALISCO	ARENAL EL	336	419	569	435	363
TLAXCALA	ZACATELCO	920	399	345	448	364
COAHUILA	PIEDRAS NEGRAS	700	448	367	452	365
TLAXCALA	PAPALOTLA DE XICOHTENCATL	520	508	469	463	366
QUERETARO	EZEQUIEL MONTES	612		546	469	367
CHIHUAHUA	HIDALGO DEL PARRAL	365	483	396	496	368
HIDALGO	TLAXCOAPAN	401	578	428	547	369
GUANAJUATO	TARIMORO	718	619	678	566	370
GUANAJUATO	MOROLEON	331	568		672	371
GUANAJUATO	YURIRIA	720	620	679	737	372
SAN LUIS POTOSI	EBANO	200	268	800	763	373
TLAXCALA	XICOHTZINCO	637	521	831	767	374
GUANAJUATO	PURISIMA DEL RINCON	455	497	511	869	375
TLAXCALA	TETLATLAHUCA		990	921	954	376
NUEVO LEON	MARIN	424		930	956	377
MICHOACAN	PURUANDIRO	795	631			378
TABASCO	TENOSIQUE	438	352	302	258	379
SINALOA	SINALOA	181	225	205	261	380
HIDALGO	APAN	463	431	418	295	381
CHIAPAS	HUIXTLA	395	715	531	324	382
PUEBLA	SANTIAGO MIAHUATLAN		962	352	336	383
JALISCO	TALA	253	307	313	352	384
MEXICO	CALIMAYA	479	502	580	383	385
HIDALGO	EMILIANO ZAPATA	465	385	391	392	386
PUEBLA	SAN MIGUEL XOXTLA	431	253	448	395	387
NAYARIT	ACAPONETA		550	473	396	388
OAXACA	SANTA LUCIA DEL CAMINO	263	411	502	399	389
HIDALGO	ACAXOCHITLAN	400	489	510	432	390
VERACRUZ	HUATUSCO	642	522	832	440	391
MEXICO	TIANGUISTENCO	299	708	323	445	392
AGUASCALIENTES	SAN FRANCISCO DE LOS ROMO	656	394	344	447	393
COAHUILA	CASTAÑOS	288	413	365	451	394
MEXICO	TEJUPILCO	342	479	370	492	395
PUEBLA	TECALI DE HERRERA		688	529	509	396
QUERETARO	CADEREYTA DE MONTES	878	645	683	568	397
MEXICO	VILLA GUERRERO	782			592	398
GUERRERO	CHILAPA DE ALVAREZ	260	308	386	599	399
TLAXCALA	HUEYOTLIPAN	440	582	519	614	400
MEXICO	TONANITLA	579	754	614	627	401
JALISCO	PONCITLAN	404	490	665	635	402
OAXACA	HEROICA CIUDAD DE EJUTLA DE C		680	694	639	403
MEXICO	OZUMBA	319	566	351	694	404
MICHOACAN	ZIRACUARETIRO		908	440	703	405

3	6	10	10	9	-10%
13	14	9	10	9	-10%
	5	4	8	9	13%
4	6	4	6	9	50%
6	2	4	6	9	50%
2	2	6	5	9	80%
1	3	4	5	9	80%
	2	1	4	9	125%
6	6	4	1	9	800%
13	16	6		9	100%
	1	3	23	8	-65%
15	25	26	22	8	-64%
2	5	11	16	8	-50%
2	1	5	14	8	-43%
4	9	11	12	8	-33%
6	1	6	12	8	-33%
1	3		12	8	-33%
17	17	6	11	8	-27%
7	3	6	10	8	-20%
		1	10	8	-20%
3	2	5	9	8	-11%
2	14	6	8	8	0%
	2	4	8	8	0%
2	4	2	8	8	0%
6	4	9	7	8	14%
12	8	6	7	8	14%
6	4	3	7	8	14%
1	5	9	6	8	33%
1	4	8	6	8	33%
3	3	5	6	8	33%
2		4	6	8	33%
5	3	7	5	8	60%
4	2	6	4	8	100%
1	2	2	4	8	100%
6	2		3	8	167%
1	2	2	2	8	300%
17	11	1	2	8	300%
2	3	1	2	8	300%
3	3	4	1	8	700%
	1	1	1	8	700%
4		1	1	8	700%
1	2			8	100%
4	6	12	18	7	-61%
20	15	23	17	7	-59%
3	4	6	14	7	-50%
4	1	4	12	7	-42%
	1	9	11	7	-36%
11	8	11	10	7	-30%
3	3	3	9	7	-22%
3	5	7	8	7	-13%
4	13	5	8	7	-13%
	3	5	8	7	-13%
10	4	4	8	7	-13%
4	3	4	7	7	0%
2	3	1	7	7	0%
8	1	11	6	7	17%
1	5	9	6	7	17%
8	4	8	6	7	17%
6	3	8	5	7	40%
	2	4	5	7	40%
1	2	2	4	7	75%
1			4	7	75%
10	8	7	3	7	133%
4	2	4	3	7	133%
2	1	3	3	7	133%
4	3	2	3	7	133%
	2	2	3	7	133%
7	2	9	2	7	250%
	1	6	2	7	250%

MEXICO	SOYANIQUELIPAN DE JUAREZ	486	503	667	736	406
JALISCO	ZACOALCO DE TORRES	406	491	371	860	407
MEXICO	OTZOLOTEPEC	778		487		408
VERACRUZ	ACTOPAN	923	827	887		409
SAN LUIS POTOSI	CARDENAS	180	224	249	225	410
VERACRUZ	COATEPEC	225	218	263	253	411
VERACRUZ	COTAXTLA	360	421	330	265	412
MEXICO	ACAMBAY	476	588	332	288	413
SINALOA	MOCORITO	354	286	450	309	414
OAXACA	SANTA CRUZ XOXCOTLAN	505	388	363	320	415
MEXICO	IXTAPAN DE LA SAL	775	453	506	341	416
QUERETARO	DESCONOCIDO	381	573	274	350	417
MICHOACAN	PARACUARO		293	356	358	418
GUERRERO	TECPAN DE GALEANA	314	376	814	367	419
TABASCO	TEAPA	281	412	417	394	420
PUEBLA	SAN SALVADOR EL VERDE	866	643		409	421
MEXICO	TENANCINGO	273	471	422	423	422
TAMAULIPAS	MIGUEL ALEMAN	326	418	568	434	423
MEXICO	SAN ANTONIO LA ISLA	577	601	594	436	424
TLAXCALA	NATIVITAS	913	457		441	425
VERACRUZ	TLALIXCOYAN		702		442	426
MEXICO	TEQUIXQUIAC	375	425	348	449	427
JALISCO	SAYULA	294	564	372	453	428
VERACRUZ	ISLA	385	347	415	457	429
GUANAJUATO	DOLORES HIDALGO	398	577	427	460	430
MORELOS	YECAPIXTLA	422	427	570	470	431
JALISCO	JALOSTOTILAN	473		543	511	432
TLAXCALA	CARMEN TEQUEXQUITLA, EL	357	482	286	536	433
GUERRERO	ATOYAC DE ALVAREZ	457	353	341	541	434
JALISCO	COCULA		278	449	548	435
JALISCO	TAMAZULA DE GORDIANO	571	752	872	584	436
TLAXCALA	AMAXAC DE GUERRERO		986	742	644	437
VERACRUZ	HUEYAPAN DE OCAMPO	643	523	833	652	438
GUANAJUATO	HUANIMARO	715	782	877	656	439
OAXACA	TLALIXTAC DE CABRERA	427	495		671	440
TLAXCALA	MAGDALENA TLALTELULCO, LA			446	705	441
NUEVO LEON	SABINAS HIDALGO		922	624	729	442
TLAXCALA	SANCTORUM DE LAZARO CARDENAS		988	628	730	443
MICHOACAN	PANINDICUARO			646	734	444
MICHOACAN	TEPALCATEPEC	494	356	560	874	445
VERACRUZ	OLUTA	646	525	582	877	446
JALISCO	SAN JULIAN	756	625	852	936	447
TABASCO	JALAPA	325	340	360	266	448
JALISCO	BARCA LA	293	242	251	282	449
GUERRERO	DESCONOCIDO	202	205	231	292	450
VERACRUZ	MALTRATA	387	212	277	294	451
MICHOACAN	MARAVATIO	415	316	452	310	452
SAN LUIS POTOSI	CIUDAD VALLES	222	269	294	314	453
MICHOACAN	TARETAN	798	456	460	323	454
CHIAPAS	VENUSTIANO CARRANZA	173	182	219	370	455
HIDALGO	ACTOPAN	462	276	227	371	456
COAHUILA	ARTEAGA	452	384	362	377	457
MEXICO	CHINCONCUAC	296	311	387	378	458
CHIAPAS	OCOZOCOAUTLA DE ESPINOSA	308	565	587	384	459
OAXACA	MATIAS ROMERO	232	305	358	388	460
VERACRUZ	TEMAPACHE	328	567	373	391	461
SAN LUIS POTOSI	RIOVERDE	352	481	509	400	462
GUANAJUATO	SAN FELIPE	551	597	593	404	463
VERACRUZ	ALTOTONGA	521	358	390	417	464
HIDALGO	SANTIAGO TULANTEPEC DE LUGO G		665	479	428	465
SONORA	CABORCA	302	322	496	431	466
SAN LUIS POTOSI	GUADALCAZAR	513	505	349	450	467
NUEVO LEON	CARMEN	346	420	393	455	468
PUEBLA	TEPANCO DE LOPEZ			648	476	469
NAYARIT	SANTIAGO IXCUINTLA		913	910	477	470
PUEBLA	DESCONOCIDO	509	437	237	482	471
HIDALGO	HUEJUTLA DE REYES	466	500	287	486	472
VERACRUZ	HUILOAPAN	644	320	388	494	473
SONORA	AGUA PRIETA	324	417	456	503	474

3	3	2	2	7	250%
4	3	8	1	7	600%
1		5		7	100%
1	1	1		7	100%
20	15	17	22	6	-73%
14	16	15	18	6	-67%
6	4	10	17	6	-65%
3	2	10	15	6	-60%
6	10	5	13	6	-54%
3	5	8	12	6	-50%
1	4	4	11	6	-45%
5	2	15	10	6	-40%
	10	8	10	6	-40%
7	5	1	10	6	-40%
9	4	6	8	6	-25%
1	2		8	6	-25%
9	3	6	7	6	-14%
7	4	3	7	6	-14%
2	2	3	7	6	-14%
1	4		7	6	-14%
	2		7	6	-14%
5	4	9	6	6	0%
8	2	8	6	6	0%
5	6	6	6	6	0%
4	2	6	6	6	0%
4	4	3	6	6	0%
3		4	5	6	20%
6	3	14	4	6	50%
3	6	9	4	6	50%
	11	5	4	6	50%
2	1	1	4	6	50%
	1	2	3	6	100%
2	3	1	3	6	100%
1	1	1	3	6	100%
4	3		3	6	100%
		6	2	6	200%
	1	3	2	6	200%
		3	2	6	200%
3	6	3	1	6	500%
2	3	3	1	6	500%
1	2	1	1	6	500%
7	6	8	17	5	-71%
8	14	17	15	5	-67%
16	17	19	14	5	-64%
5	17	14	14	5	-64%
4	8	5	13	5	-62%
14	11	13	12	5	-58%
1	4	5	12	5	-58%
20	20	21	9	5	-44%
3	11	20	9	5	-44%
3	5	8	9	5	-44%
8	8	7	9	5	-44%
7	2	3	9	5	-44%
13	8	8	8	5	-38%
7	2	8	8	5	-38%
6	3	4	8	5	-38%
2	2	3	8	5	-38%
3	6	7	7	5	-29%
	2	5	7	5	-29%
8	7	4	7	5	-29%
3	3	9	6	5	-17%
6	4	7	6	5	-17%
		3	6	5	-17%
	1	1	6	5	-17%
3	4	19	5	5	0%
3	3	14	5	5	0%
2	8	7	5	5	0%
7	4	5	5	5	0%

VERACRUZ	VEGA DE ALATORRE	531		544	512	475
MORELOS	AYALA	588	517	331	539	476
SINALOA	FUERTE EL	516	303	357	542	477
MORELOS	PUENTE DE IXTLA	421	718	403	545	478
MEXICO	AYAPANGO	772		547	554	479
MEXICO	HUEYPOXTLA		402	566	557	480
PUEBLA	TEPEYAHUALCO	869	817	721	574	481
MICHOACAN	CUITZEO	792	532	837	582	482
GUERRERO	ARCELIA		659	402	600	483
NUEVO LEON	DESCONOCIDO		915	441	604	484
JALISCO	JOCOTEPEC	753	794	538	619	485
VERACRUZ	BANDERILLA	927	830	539	620	486
MEXICO	TEMOAYA	578		545	622	487
HIDALGO	ZIMAPAN		880	620	629	488
JALISCO	OJUELOS DE JALISCO	567	515	830	651	489
JALISCO	AUTLAN DE NAVARRO	370	713	438	702	490
BAJA CALIFORNIA	DESCONOCIDO			488	707	491
GUERRERO	COYUCA DE BENITEZ	332	285	494	709	492
OAXACA	SAN PEDRO POCHUTLA	596	442	573	721	493
SONORA	EMPALME	435	721	704	741	494
PUEBLA	OCOYUCAN			790	761	495
VERACRUZ	PASO DE OVEJAS	941		966	798	496
COAHUILA	SABINAS	540		445	863	497
JALISCO	AMECA	470	501	512	870	498
MICHOACAN	NUEVO PARANGARICUTIRO		905		1024	499
JALISCO	TONAYA	764			1056	500
MORELOS	DESCONOCIDO	589	603	374		501
VERACRUZ	IGNACIO DE LA LLAVE	935	834	619		502
VERACRUZ	CHICONTEPEC		994			503
GUANAJUATO	TARANDACUAO					504
VERACRUZ	AGUA DULCE	358	344	258	252	505
VERACRUZ	NANCHITAL DE LAZARO CARDENAS	283	260	192	280	506
VERACRUZ	PANUCO	182	226	306	285	507
COLIMA	CUAUHTEMOC	127	151	185	289	508
PUEBLA	SAN SALVADOR EL SECO	378	487	466	296	509
PUEBLA	XICOTEPEC	322	378	562	325	510
GUERRERO	UNION DE ISIDRO MONTES DE OCA	399	315	235	331	511
MEXICO	TONATICO		673	691	342	512
MICHOACAN	TANHUATO	418	717	703	343	513
MICHOACAN	ECUANDUREO	581		751	344	514
MICHOACAN	TANGANCICUARO	493	265	335	356	515
MICHOACAN	PARACHO	416	302	326	374	516
COAHUILA	MATAMOROS	101	256	556	382	517
CAMPECHE	ESCARCEGA	661	772		410	518
VERACRUZ	SAN RAFAEL	529	439	419	421	519
PUEBLA	SAN JOSE CHIAPA	511	357	656	438	520
GUERRERO	COYUCA DE CATALAN	313	375	342	446	521
PUEBLA	CHIAUTLA		684	607	472	522
MEXICO	COATEPEC HARINAS	410		631	474	523
TLAXCALA	TEPETITLAN DE LARDIZABAL	917		643	475	524
DESCONOCIDO	DESCONOCIDO	543	743	216	481	525
TLAXCALA	TETLA DE LA SOLIDARIDAD		989	379	493	526
GUANAJUATO	ROMITA	550	596	431	498	527
PUEBLA	TLAHUAPAN	610	761	439	501	528
MORELOS	ZACATEPEC DE HIDALGO	816	635	478	505	529
JALISCO	JUANACATLAN	754	795	617	517	530
GUANAJUATO	URIANGATO	719	528	671	521	531
VERACRUZ	YANGA	649	526	320	537	532
VERACRUZ	ALVARADO	441	429	504	550	533
MEXICO	MORELOS		670	606	561	534
PUEBLA	JUAN C. BONILLA	860	815	720	573	535
MICHOACAN	MORELOS		904	736	576	536
OAXACA	LOMA BONITA	348	480	827	579	537
BAJA CALIFORNIA SUR	COMONDU	394	575		588	538
MEXICO	ACULCO	770	796		590	539
VERACRUZ	MOLOACAN			406	602	540
PUEBLA	CHIETLA		947	442	605	541
MEXICO	JILOTZINGO	481	433	459	607	542
TABASCO	BALANCAN		463	461	608	543

3		4	5	5	0%
2	3	10	4	5	25%
3	9	8	4	5	25%
4	1	7	4	5	25%
1		4	4	5	25%
	5	3	4	5	25%
1	1	2	4	5	25%
1	3	1	4	5	25%
	2	7	3	5	67%
	1	6	3	5	67%
1	1	4	3	5	67%
1	1	4	3	5	67%
2		4	3	5	67%
	1	3	3	5	67%
2	3	1	3	5	67%
5	1	6	2	5	150%
		5	2	5	150%
6	10	4	2	5	150%
2	4	3	2	5	150%
4	1	2	2	5	150%
		2	2	5	150%
1		1	2	5	150%
2		6	1	5	400%
3	3	4	1	5	400%
	1		1	5	400%
1			1	5	400%
2	2	8		5	100%
1	1	3		5	100%
	1			5	100%
				5	100%
6	6	16	18	4	-78%
9	12	26	15	4	-73%
20	15	11	15	4	-73%
33	29	28	14	4	-71%
5	3	5	14	4	-71%
7	5	3	12	4	-67%
4	8	19	11	4	-64%
	2	2	11	4	-64%
4	1	2	11	4	-64%
2		2	11	4	-64%
3	12	9	10	4	-60%
4	9	10	9	4	-56%
51	12	3	9	4	-56%
1	1		8	4	-50%
3	4	6	7	4	-43%
3	6	2	7	4	-43%
7	5	9	6	4	-33%
	2	3	6	4	-33%
4		3	6	4	-33%
1		3	6	4	-33%
2	1	22	5	4	-20%
	1	8	5	4	-20%
2	2	6	5	4	-20%
2	1	6	5	4	-20%
1	2	5	5	4	-20%
1	1	3	5	4	-20%
1	3	2	5	4	-20%
2	3	11	4	4	0%
4	4	4	4	4	0%
	2	3	4	4	0%
1	1	2	4	4	0%
	1	2	4	4	0%
6	3	1	4	4	0%
4	2		4	4	0%
1	1		4	4	0%
		7	3	4	33%
	1	6	3	4	33%
3	4	5	3	4	33%
	4	5	3	4	33%

SINALOA	BADIRAGUATO	515	507	468	609	544
JALISCO	SAN MIGUEL EL ALTO	757	396	500	611	545
TLAXCALA	TOTOLAC			649	633	546
GUERRERO	TEOLOAPAN	460	498	666	636	547
TLAXCALA	DESCONOCIDO	909	825	886	657	548
GUANAJUATO	SAN DIEGO DE LA UNION	717	783		674	549
PUEBLA	SAN MATIAS TLALANCALECA		961		680	550
QUERETARO	COLON	879	364	416	700	551
MORELOS	TLALTIZAPAN	345		443	704	552
SINALOA	COSALA	323	416	567	720	553
SAN LUIS POTOSI	VILLA DE REYES	620	606	596	724	554
TLAXCALA	TEOLOCHOLCO	916	649	602	725	555
VERACRUZ	JESUS CARRANZA	523		746	749	556
OAXACA	SANTA MARIA HUATULCO	599	605	849	769	557
PUEBLA	ATEMPAN		682	859	775	558
MICHOACAN	COPANDARO				834	559
PUEBLA	SAN JUAN ATENCO				847	560
OAXACA	ASUNCION NOCHITLAN	825	534	398	861	561
MORELOS	TLAYACAPAN	497	436	572	876	562
MEXICO	VILLA DEL CARBON		403	659	894	563
MICHOACAN	TINGUINDIN	800	533	672	896	564
JALISCO	VILLA CORONA		668	689	902	565
CHIHUAHUA	MEOQUI	537		748	919	566
TLAXCALA	SANTA ISABEL XILOXOTLA	915			1067	567
VERACRUZ	CARRILLO PUERTO	327	709	699		568
NUEVO LEON	CHINA	499	732	866		569
CHIHUAHUA	VALLE DE ZARAGOZA			989		570
MICHOACAN	JOSE SIXTO VERDUZCO		674			571
HIDALGO	METZTITLAN	741	789			572
GUERRERO	JOSE AZUETA			382	228	573
SINALOA	ROSARIO	355	342	454	277	574
NUEVO LEON	CIENEGA DE FLORES	278	562	304	316	575
GUANAJUATO	MANUEL DOBLADO	366	484	577	326	576
MICHOACAN	JIQUILPAN	583	332	654	366	577
CHIAPAS	VILLA FLORES	684	447	661	386	578
MEXICO	XALATLACO	784	630	400	418	579
MEXICO	TENANGO DEL VALLE	372	485	465	427	580
PUEBLA	GUADALUPE VICTORIA		686	480	429	581
MICHOACAN	TANGAMANDAPIO		461	663	439	582
VERACRUZ	ACULTZINGO	924	651	375	454	583
QUERETARO	AMEALCO DE BONFIL	380	572	426	459	584
GUERRERO	PUNGARABATO	290	563	288	487	585
MEXICO	COCOTITLAN	338	324	389	495	586
CHIAPAS	ARRIAGA	284	472	463	504	587
QUERETARO	HUIMILPAN			551	513	588
VERACRUZ	GUTIERREZ ZAMORA	641	610	597	516	589
OAXACA	SANTIAGO PINOTEPA NACIONAL	600	333	655	519	590
HIDALGO	VILLA DE TEZONTEPEC	469	724	705	524	591
MEXICO	CHIAUTLA			779	527	592
TLAXCALA	SANTA CRUZ TLAXCALA		464	825	531	593
MORELOS	ATLATLAHUCAN	496	731	865	533	594
TLAXCALA	NANACAMILPA DE MARIANO ARISTA	912	826		534	595
PUEBLA	RAFAEL LARA GRAJALES	863	816	377	543	596
MICHOACAN	QUIROGA	492		381	544	597
OAXACA	SAN PEDRO MIXTEPEC DISTR. 22	425	494	424	546	598
JALISCO	ZAPOTILTIC	475	432	458	549	599
JALISCO	JAMAY	751	793	537	553	600
JALISCO	MAGDALENA	566	330	558	555	601
NAYARIT	COMPOSTELA	817		641	563	602
VERACRUZ	TECOLUTLA	362	712	700	570	603
VERACRUZ	AMATITLAN			1088	587	604
HIDALGO	PROGRESO DE OBREGON		664	376	597	605
SAN LUIS POTOSI	SANTA MARIA DEL RIO	886	820	378	598	606
SONORA	MAGDALENA	436		405	601	607
HIDALGO	ZAPOTLAN DE JUAREZ		460	508	612	608
NUEVO LEON	GENERAL ZUAZUA	500	504	513	613	609
ZACATECAS	LUIS MOYA			651	634	610
OAXACA	SAN SEBASTIAN TUTLA	597	518	670	637	611
CHIAPAS	SALTO DE AGUA	678		755	645	612

3	3	5	3	4	33%
1	5	4	3	4	33%
		3	3	4	33%
3	3	2	3	4	33%
1	1	1	3	4	33%
1	1		3	4	33%
1	6	6	2	4	100%
6		6	2	4	100%
7	4	3	2	4	100%
2	2	3	2	4	100%
1	2	3	2	4	100%
3		2	2	4	100%
2	2	1	2	4	100%
	2	1	2	4	100%
			2	4	100%
1	3	7	1	4	300%
3	4	3	1	4	300%
	5	2	1	4	300%
1	3	2	1	4	300%
	2	2	1	4	300%
2		2	1	4	300%
1			1	4	300%
7	1	2		4	100%
3	1	1		4	100%
		1		4	100%
	2			4	100%
1	1			4	100%
		8	22	3	-86%
6	6	5	16	3	-81%
9	2	12	12	3	-75%
5	3	3	12	3	-75%
2	7	2	10	3	-70%
1	4	2	9	3	-67%
1	2	7	7	3	-57%
5	3	5	7	3	-57%
	2	5	7	3	-57%
	4	2	7	3	-57%
1	2	8	6	3	-50%
5	2	6	6	3	-50%
8	2	14	5	3	-40%
6	7	7	5	3	-40%
8	3	5	5	3	-40%
		4	5	3	-40%
2	2	3	5	3	-40%
2	7	2	5	3	-40%
3	1	2	5	3	-40%
		2	5	3	-40%
	4	1	5	3	-40%
3	1	1	5	3	-40%
1	1		5	3	-40%
1	1	8	4	3	-25%
3		8	4	3	-25%
4	3	6	4	3	-25%
3	4	5	4	3	-25%
1	1	4	4	3	-25%
2	7	3	4	3	-25%
1		3	4	3	-25%
6	1	2	4	3	-25%
		1	4	3	-25%
	2	8	3	3	0%
1	1	8	3	3	0%
4		7	3	3	0%
	4	4	3	3	0%
3	3	4	3	3	0%
		3	3	3	0%
2	3	2	3	3	0%
1		2	3	3	0%

VERACRUZ	DESCONOCIDO	444	290	802	647	613
MICHOACAN	PUREPERO	417	317	804	649	614
VERACRUZ	JALACINGO		557	843	653	615
JALISCO	AYOTLAN	747		953	659	616
TLAXCALA	CONTLA DE JUAN CUAMATZI			1081	664	617
VERACRUZ	SOCONUSCO			1093	666	618
ZACATECAS	JEREZ	391	383		668	619
PUEBLA	CUAUTINCHAN		685		673	620
MICHOACAN	AGUILILLA		896		677	621
VERACRUZ	IXHUATLAN DEL SURESTE	522	509	397	697	622
ZACATECAS	LORETO	957	654	401	699	623
MICHOACAN	HIDALGO	793	454	507	711	624
HIDALGO	MINERAL DEL MONTE	558	598	520	713	625
MORELOS	JONACATEPEC	809	397	564	718	626
PUEBLA	TEPEXI DE RODRIGUEZ		554	585	723	627
JALISCO	YAHUALICA DE GONZALEZ GALLO		890	622	728	628
HIDALGO	EPAZOYUCAN	738		638	732	629
OAXACA	SAN AGUSTIN DE LAS JUNTAS	832	807	719	745	630
OAXACA	COSOLAPA	828	805	881	779	631
JALISCO	SAN MARTIN DE HIDALGO		883	902	781	632
YUCATAN	VALLADOLID				856	633
CHIAPAS	JUAREZ	672	335	339	859	634
TAMAULIPAS	SAN FERNANDO	237	560	474	865	635
TLAXCALA	TENANCINGO			553	873	636
SINALOA	SAN IGNACIO		977	627	885	637
AGUASCALIENTES	ASIENTOS	652		753	921	638
GUERRERO	BENITO JUAREZ			777	926	639
MICHOACAN	NUEVO URECHO		906	909	950	640
YUCATAN	MAXCANU			1098	986	641
MEXICO	PAPALOTLA	484	727		1007	642
OAXACA	ESPINAL EL	593	757		1011	643
SAN LUIS POTOSI	SAN ANTONIO		971		1036	644
TLAXCALA	TZOMPANTEPEC	918			1068	645
JALISCO	AMATITAN				1095	646
PUEBLA	JALPAN				1138	647
SONORA	ETCHOJOA	622	765	536		648
SAN LUIS POTOSI	MEXQUITIC DE CARMONA			552		649
CHIAPAS	BERRIOZABAL	667	773	616		650
VERACRUZ	NAOLINCO	645	524	834		651
GUANAJUATO	DOCTOR MORA		863	895		652
OAXACA	SANTIAGO MATATLAN			1046		653
MEXICO	AMANALCO		892			654
VERACRUZ	ZONGOLICA		1007			655
CHIAPAS	PUEBLO NUEVO SOLISTAHUACAN	676				656
YUCATAN	IZAMAL	952				657
HIDALGO	ALMOLOYA					658
CHIAPAS	TONALA	164	257	207	186	659
VERACRUZ	TEZONAPA	447	318	805	312	660
TLAXCALA	CUAPIAXTLA	908	539	272	334	661
MICHOACAN	YURECUARO	420	493	467	340	662
PUEBLA	ACATLAN	507	389	269	349	663
MICHOACAN	HUACANA LA		404	817	387	664
TLAXCALA	APETATITLAN DE ANTONIO CARVAJA	519	737	481	397	665
GUERRERO	TLAPA DE COMONFORT	209	191	301	413	666
HIDALGO	TOLCAYUCA		878	541	433	667
MEXICO	ATLAUTLA	409	492	578	471	668
SINALOA	DESCONOCIDO	434	428	271	483	669
NUEVO LEON	LINARES	245	410	346	489	670
JALISCO	CIUDAD GUZMAN	337	478	369	491	671
OAXACA	CIUDAD IXTEPEC	827	637	435	500	672
VERACRUZ	OMEALCA	939	652	525	508	673
VERACRUZ	TANTOYUCA	530	391	658	520	674
CHIAPAS	PIJIJAPAN			774	526	675
COAHUILA	JUAREZ	698	360	808	529	676
JALISCO	TOTOTLAN	572	600	847	532	677
MORELOS	TEPOZTLAN	377	346	327	538	678
MEXICO	ISIDRO FABELA		669	527	551	679
VERACRUZ	MISANTLA	525	390	563	556	680
VERACRUZ	CERRO AZUL	638	446	574	558	681

4	10	1	3	3	0%
4	8	1	3	3	0%
	3	1	3	3	0%
1		1	3	3	0%
		1	3	3	0%
		1	3	3	0%
5	5		3	3	0%
	2		3	3	0%
	1		3	3	0%
3	3	7	2	3	50%
1	2	7	2	3	50%
1	4	4	2	3	50%
2	2	4	2	3	50%
1	5	3	2	3	50%
	3	3	2	3	50%
	1	3	2	3	50%
1		3	2	3	50%
1	1	2	2	3	50%
1	1	1	2	3	50%
	1	1	2	3	50%
			2	3	50%
1	7	9	1	3	200%
13	2	5	1	3	200%
		4	1	3	200%
	1	3	1	3	200%
1		2	1	3	200%
		2	1	3	200%
	1	1	1	3	200%
		1	1	3	200%
3	1		1	3	200%
2	1		1	3	200%
	1		1	3	200%
			1	3	200%
			1	3	200%
2	1	4		3	100%
		4		3	100%
1	1	3		3	100%
2	3	1		3	100%
	1	1		3	100%
		1		3	100%
	1			3	100%
	1			3	100%
22	12	23	31	2	-94%
4	8	1	13	2	-85%
1	3	15	11	2	-82%
4	3	5	11	2	-82%
3	5	15	10	2	-80%
	5	1	9	2	-78%
3	1	5	8	2	-75%
15	19	12	7	2	-71%
	1	4	7	2	-71%
4	3	3	6	2	-67%
4	4	15	5	2	-60%
12	4	9	5	2	-60%
6	3	8	5	2	-60%
1	2	6	5	2	-60%
1	2	4	5	2	-60%
3	5	2	5	2	-60%
		2	5	2	-60%
1	6	1	5	2	-60%
2	2	1	5	2	-60%
5	6	10	4	2	-50%
	2	4	4	2	-50%
3	5	3	4	2	-50%
2	4	3	4	2	-50%

PUEBLA	NOPALUCAN	429	720	611	562	682
HIDALGO	ACATLAN		458	662	564	683
GUERRERO	JUAN R. ESCUDERO		662	688	569	684
ZACATECAS	RIO GRANDE	392	714	701	571	685
VERACRUZ	COSCOMATEPEC	933		772	577	686
MEXICO	SAN FELIPE DEL PROGRESO	485	387	816	578	687
VERACRUZ	NARANJOS AMATLAN	388	488	828	580	688
PUEBLA	SANTO TOMAS HUEYOTLIPAN				595	689
VERACRUZ	TLAPACOYAN	390	288	411	603	690
HIDALGO	TLAHUELILPAN	743	624	523	615	691
GUERRERO	TLAPEHUALA	461	723	532	616	692
YUCATAN	PROGRESO	532	511	581	623	693
PUEBLA	TEHUITZINGO		963	625	631	694
CAMPECHE	CHAMPOTON			644	632	695
HIDALGO	FRANCISCO I. MADERO		874	730	642	696
MICHOACAN	CHILCHOTA		292	803	648	697
MICHOACAN	HUETAMO	490	729	864	654	698
PUEBLA	HUITZILAN DE SERDAN	607		938	658	699
MORELOS	JANTETELCO	808		955	660	700
HIDALGO	TEPETITLAN			1008	663	701
MICHOACAN	TANCITARO	797	455		670	702
VERACRUZ	CUICHAPA	934			685	703
OAXACA	OCOTLAN DE MORELOS	501	591	399	698	704
NUEVO LEON	HIDALGO	822	636	434	701	705
JALISCO	TUXPAN	766	452	505	710	706
QUINTANA ROO	FELIPE CARRILLO PUERTO	616	519	514	712	707
GUERRERO	MARQUELIA	554		633	731	708
OAXACA	SAN LORENZO CACAOTEPEC	839	363	657	735	709
OAXACA	MIAHUATLAN DE PORFIRIO DIAZ	594		752	750	710
OAXACA	SAN PABLO HUITZO	842		767	755	711
OAXACA	ZIMATLAN DE ALVAREZ	853		768	756	712
PUEBLA	CHIAUTZINGO			789	760	713
CHIHUAHUA	BOCOYNA	687	618	851	771	714
COAHUILA	FRANCISCO I. MADERO		657	857	774	715
SAN LUIS POTOSI	TAMAZUNCHALE		974	919	788	716
CHIHUAHUA	CAMARGO	364		928	792	717
CHIAPAS	TUZANTAN			983	800	718
GUANAJUATO	PUEBLO NUEVO			993	804	719
QUERETARO	SAN JOAQUIN	613	443		813	720
JALISCO	TUXCUECA	474			821	721
JALISCO	TECALITLAN	760			824	722
OAXACA	ASUNCION IXTALTEPEC				840	723
VERACRUZ	LERDO DE TEJADA				853	724
MICHOACAN	DESCONOCIDO			491	866	725
CHIAPAS	MAPASTEPEC	449	583	590	880	726
OAXACA	VILLA DE ZAACHILA	602		634	888	727
QUINTANA ROO	ISLA MUJERES	881		642	892	728
COAHUILA	ACUÑA	538	513	669	895	729
COAHUILA	FRONTERA	397	576	675	898	730
MORELOS	TEPALCINGO	812	634	681	900	731
PUEBLA	TLANEPANTLA		690	695	905	732
MEXICO	ALMOLOYA DE ALQUISIRAS	477	725	706	908	733
MICHOACAN	TUXPAN	587	755	712	911	734
TABASCO	TACOTALPA	627	767	714	912	735
GUANAJUATO	JERECUARO	716		759	922	736
MORELOS	MIACATLAN			784	927	737
PUEBLA	TULCINGO			792	928	738
CHIAPAS	CINTALAPA	535	740	868	938	739
CHIAPAS	YAJALON		853	891	942	740
MEXICO	SULTEPEC		894	905	948	741
MICHOACAN	ALVARO OBREGON		897	906	949	742
AGUASCALIENTES	TEPEZALA			971	969	743
CHIAPAS	IXTAPA			978	972	744
MEXICO	ALMOLOYA DEL RIO			1018	976	745
OAXACA	SAN MIGUEL SOYALTEPEC			1036	980	746
PUEBLA	TEPEOJUMA			1062	983	747
VERACRUZ	ESPINAL	640	609		994	748
CHIAPAS	ALTAMIRANO	665	613		995	749
JALISCO	TEOCALTICHE		667		999	750

	4	1	3	4	2	-50%
		4	2	4	2	-50%
		2	2	4	2	-50%
	5	1	2	4	2	-50%
	1		2	4	2	-50%
	3	5	1	4	2	-50%
	5	3	1	4	2	-50%
				4	2	-50%
	5	10	6	3	2	-33%
	1	2	4	3	2	-33%
	3	1	4	3	2	-33%
	3	3	3	3	2	-33%
		1	3	3	2	-33%
			3	3	2	-33%
		1	2	3	2	-33%
		10	1	3	2	-33%
	3	1	1	3	2	-33%
	2		1	3	2	-33%
	1		1	3	2	-33%
			1	3	2	-33%
	1	4		3	2	-33%
	1			3	2	-33%
	3	2	7	2	2	0%
	1	2	6	2	2	0%
	1	4	4	2	2	0%
	2	3	4	2	2	0%
	2		3	2	2	0%
	1	6	2	2	2	0%
	2		2	2	2	0%
	1		2	2	2	0%
	1		2	2	2	0%
	1		2	2	2	0%
	1	2	1	2	2	0%
		2	1	2	2	0%
		1	1	2	2	0%
	5		1	2	2	0%
			1	2	2	0%
			1	2	2	0%
	2	4		2	2	0%
	3			2	2	0%
	1			2	2	0%
				2	2	0%
				2	2	0%
			5	1	2	100%
	3	2	3	1	2	100%
	2		3	1	2	100%
	1		3	1	2	100%
	2	3	2	1	2	100%
	4	2	2	1	2	100%
	1	2	2	1	2	100%
		2	2	1	2	100%
	3	1	2	1	2	100%
	2	1	2	1	2	100%
	2	1	2	1	2	100%
	1		2	1	2	100%
			2	1	2	100%
			2	1	2	100%
	2	1	1	1	2	100%
		1	1	1	2	100%
		1	1	1	2	100%
			1	1	2	100%
			1	1	2	100%
			1	1	2	100%
	2	2		1	2	100%
	1	2		1	2	100%
		2		1	2	100%

OAXACA	SAN JUAN BAUTISTA ATATLAHUCA		681		1002	751			2		1	2	100%
JALISCO	ETZATLAN	750	792		1016	752		1	1		1	2	100%
SINALOA	CHOIX	891	822		1017	753		1	1		1	2	100%
MEXICO	OCUILAN		893		1022	754			1		1	2	100%
PUEBLA	CHILCHOTLA		949		1030	755			1		1	2	100%
YUCATAN	UMAN		1008		1043	756			1		1	2	100%
ZACATECAS	PINOS	534			1045	757		3			1	2	100%
MICHOACAN	CHARO	580			1047	758		2			1	2	100%
MICHOACAN	CHAVINDA	790			1057	759		1			1	2	100%
MICHOACAN	SANTA ANA MAYA	796			1058	760		1			1	2	100%
GUERRERO	AZOYU				1090	761					1	2	100%
MEXICO	TEXCALYACAC				1101	762					1	2	100%
VERACRUZ	MIHUATLAN			492		763				5		2	100%
CHIAPAS	DESCONOCIDO		655	526		764			2	4		2	100%
VERACRUZ	VIGAS DE RAMIREZ LAS	948	835	540		765		1	1	4		2	100%
MICHOACAN	CHERAN	488	434	571		766		3	4	3		2	100%
AGUASCALIENTES	CALVILLO	653	611	598		767		1	2	3		2	100%
ZACATECAS	DESCONOCIDO			650		768				3		2	100%
AGUASCALIENTES	RINCON DE ROMOS	655		754		769		1		2		2	100%
CHIHUAHUA	GUACHOCHI	690		756		770		1		2		2	100%
CAMPECHE	CANDELARIA		544	841		771			3	1		2	100%
ZACATECAS	MIGUEL AUZA	650	771	875		772		2	1	1		2	100%
CHIAPAS	CATAZAJA		845	890		773			1	1		2	100%
JALISCO	SAN IGNACIO CERRO GORDO	569		935		774		2		1		2	100%
HIDALGO	CHILCUAUTLA			1005		775				1		2	100%
HIDALGO	SAN SALVADOR			1007		776				1		2	100%
JALISCO	SAN JUANITO ESCOBEDO			1015		777				1		2	100%
PUEBLA	SOLTEPEC			1060		778				1		2	100%
PUEBLA	ZACAPALA			1067		779				1		2	100%
ZACATECAS	JALPA			1102		780				1		2	100%
TLAXCALA	ATLANGATEPEC		696			781			2			2	100%
OAXACA	VILLA DE ETLA	506	735			782		3	1			2	100%
PUEBLA	ZINACATEPEC	876	819			783		1	1			2	100%
JALISCO	VALLE DE JUAREZ		889			784			1			2	100%
AGUASCALIENTES	DESCONOCIDO	654				785		1				2	100%
CHIAPAS	OSTUACAN	674				786		1				2	100%
MICHOACAN	NUMARAN	794				787		1				2	100%
PUEBLA	COXCATLAN	856				788		1				2	100%
PUEBLA	JUAN GALINDO	861				789		1				2	100%
SONORA	CUMPAS	893				790		1				2	100%
VERACRUZ	MANLIO FABIO ALTAMIRANO	938				791		1				2	100%
CHIAPAS	TAPILULA					792						2	100%
CHIHUAHUA	URIQUE					793						2	100%
HIDALGO	SAN FELIPE ORIZATLAN					794						2	100%
MEXICO	CHAPA DE MOTA					795						2	100%
MEXICO	VILLA DE ALLENDE					796						2	100%
MICHOACAN	OCAMPO					797						2	100%
OAXACA	SAN JUAN BAUTISTA GUELACHE					798						2	100%
PUEBLA	ATZITZINTLA					799						2	100%
PUEBLA	IXCAQUIXTLA					800						2	100%
PUEBLA	MOLCAXAC					801						2	100%
QUINTANA ROO	LAZARO CARDENAS					802						2	100%
SAN LUIS POTOSI	SAN VICENTE TANCUAYALAB					803						2	100%
TAMAULIPAS	GUERRERO					804						2	100%
VERACRUZ	MINAS LAS					805						2	100%
ZACATECAS	GENERAL FRANCISCO R. MURGUIA					806						2	100%
JALISCO	DESCONOCIDO	402	349	141	231	807		4	6	47	21	1	-95%
HIDALGO	ATOTONILCO EL GRANDE	464	499	579	403	808		3	3	3	8	1	-88%
OAXACA	SAN BARTOLO COYOTEPEC	213	468	420	422	809		15	3	6	7	1	-86%
CAMPECHE	CALKINI		365	455	424	810			6	5	7	1	-86%
VERACRUZ	JUAN RODRIGUEZ CLARA	524	738		443	811		3	1		7	1	-86%
TLAXCALA	ESPADITA	632			444	812		2			7	1	-86%
PUEBLA	TLACHICHUCA	871	818	485	466	813		1	1	5	6	1	-83%
MICHOACAN	VISTA HERMOSA	495	730	612	473	814		3	1	3	6	1	-83%
VERACRUZ	PUENTE NACIONAL	528		933	478	815		3		1	6	1	-83%
PUEBLA	GENERAL FELIPE ANGELES		552		479	816			3		6	1	-83%
SONORA	BACUM	621	764	535	510	817		2	1	4	5	1	-80%
VERACRUZ	ATZALAN		466	575	514	818			4	3	5	1	-80%
JALISCO	DEGOLLADO	471	587	676	522	819		3	2	2	5	1	-80%

OAXACA	DESCONOCIDO		679	693	523	820
MICHOACAN	MARCOS CASTELLANOS			783	528	821
TAMAULIPAS	VALLE HERMOSO	110	707	530	552	822
SONORA	CANANEA	265	561	586	559	823
SAN LUIS POTOSI	VILLA DE ARRIAGA			1072	586	824
JALISCO	AHUALULCO DE MERCADO	745	790		589	825
CHIAPAS	MAZATAN		850		591	826
VERACRUZ	RAFAEL DELGADO	942			593	827
CHIAPAS	VILLA CORZO				594	828
TAMAULIPAS	HIDALGO				596	829
GUERRERO	CUAJINICUILAPA	552	746	533	617	830
SINALOA	CONCORDIA		976	542	621	831
MICHOACAN	IXTLAN	414	580	589	624	832
MICHOACAN	VENUSTIANO CARRANZA		907	623	630	833
VERACRUZ	VILLA ALDAMA	949	653	686	638	834
OAXACA	SAN ANTONIO DE LA CAL		366	811	650	835
CHIAPAS	SUCHIATE	682	775	876	655	836
YUCATAN	KANASIN			1096	667	837
OAXACA	SANTA MAGDALENA JICOTLAN		931		678	838
HIDALGO	SAN AGUSTIN TLAXIACA	467			681	839
MEXICO	TEMASCALCINGO	780			683	840
TLAXCALA	MAZATECOCHCO DE JOSE MARIA MOR	911			684	841
PUEBLA	CHICONCUAUTLA				689	842
PUEBLA	SAN MARTIN TOTOLTEPEC				692	843
VERACRUZ	COACOAIZINTLA		408	364	696	844
GUERRERO	TIXTLA DE GUERRERO	228	336	559	717	845
OAXACA	SANTA MARIA ATZOMPA		551	584	722	846
HIDALGO	MINERAL DEL CHICO		663	605	726	847
JALISCO	VALLE DE GUADALUPE		888	621	727	848
PUEBLA	COATEPEC	855	640	682	738	849
VERACRUZ	ACAJETE	922	650	685	739	850
MEXICO	MEXICALTZINGO	482	726	707	742	851
CHIAPAS	PICHUACALCO	675	774	715	744	852
MICHOACAN	MADERO		903	735	747	853
PUEBLA	SAN ANTONIO CABADA		957	740	748	854
HIDALGO	HUASCA DE OCAMPO	739		761	751	855
TLAXCALA	PANOTLA	914		771	757	856
MICHOACAN	CHURUMUCO			782	759	857
PUEBLA	SAN PABLO ANICANO			791	762	858
TAMAULIPAS	XICOTENCATL		367	812	764	859
HIDALGO	MIXQUIAHUALA DE JUAREZ	559	440	820	765	860
MEXICO	JUCHITEPEC	340	710	863	776	861
MEXICO	CAPULHUAC	773	797	880	778	862
VERACRUZ	CASTILLO DE TEAYO	930	832	888	780	863
MICHOACAN	COAHUAYANA		900	907	782	864
MICHOACAN	COENEO		901	908	783	865
PUEBLA	AJALPAN		942	914	785	866
PUEBLA	CHIGNAUTLA		948	918	787	867
VERACRUZ	CAZONES		993	922	789	868
PUEBLA	SANTA ISABEL CHOLULA	867		963	797	869
CHIHUAHUA	SATEVÉ			987	802	870
MICHOACAN	TLALPUJAHUA			1023	805	871
OAXACA	SANTO DOMINGO ZANATEPEC			1050	806	872
VERACRUZ	TOMATLAN			1095	812	873
GUERRERO	TEPECOACUILCO DE TRUJANO	729	622		814	874
OAXACA	VILLA TUTUTEPEC DE MELCHOR O	852	814		816	875
CHIAPAS	SIMOJOVEL				827	876
CHIAPAS	VILLA COMALTITLAN				828	877
GUANAJUATO	OCAMPO				830	878
MICHOACAN	COALCOMAN DE VAZQUEZ PALLAREZ				833	879
MICHOACAN	SAN LUCAS				836	880
OAXACA	SANTA MARIA JALAPA DEL MARQUES				843	881
VERACRUZ	AYAHUALULCO				851	882
GUANAJUATO	DESCONOCIDO	714	781	300	857	883
VERACRUZ	CHINAMECA	443	496	425	862	884
PUEBLA	TLAXCO	873	537	472	864	885
GUERRERO	HUITZUCO DE LOS FIGUEROA	724	529	516	871	886
MICHOACAN	COTIJA	791		548	872	887
MEXICO	TEMASCALTEPEC	411	579	588	879	888

		2	2	5	1	-80%
			2	5	1	-80%
46	1	4	4	4	1	-75%
10	2	3	4	4	1	-75%
		1	4	4	1	-75%
1	1		4	4	1	-75%
	1		4	4	1	-75%
1			4	4	1	-75%
			4	4	1	-75%
			4	4	1	-75%
2	1	4	3	1		-67%
	1	4	3	1		-67%
4	2	3	3	1		-67%
	1	3	3	1		-67%
1	2	2	3	1		-67%
	6	1	3	1		-67%
1	1	1	3	1		-67%
		1	3	1		-67%
	1		3	1		-67%
3			3	1		-67%
1			3	1		-67%
1			3	1		-67%
			3	1		-67%
			3	1		-67%
	5	8	2	1		-50%
13	6	3	2	1		-50%
	3	3	2	1		-50%
	2	3	2	1		-50%
	1	3	2	1		-50%
1	2	2	2	1		-50%
1	2	2	2	1		-50%
3	1	2	2	1		-50%
1	1	2	2	1		-50%
	1	2	2	1		-50%
1		2	2	1		-50%
1		2	2	1		-50%
		2	2	1		-50%
	6	1	2	1		-50%
2	4	1	2	1		-50%
6	1	1	2	1		-50%
1	1	1	2	1		-50%
1	1	1	2	1		-50%
	1	1	2	1		-50%
	1	1	2	1		-50%
	1	1	2	1		-50%
	1	1	2	1		-50%
	1	1	2	1		-50%
	1	1	2	1		-50%
1		1	2	1		-50%
		1	2	1		-50%
		1	2	1		-50%
1	2		2	1		-50%
1	1		2	1		-50%
			2	1		-50%
			2	1		-50%
			2	1		-50%
			2	1		-50%
			2	1		-50%
			2	1		-50%
			2	1		-50%
			2	1		-50%
			2	1		-50%
			2	1		-50%
1	1	13	1	1		0%
4	3	6	1	1		0%
1	3	5	1	1		0%
1	3	4	1	1		0%
1		4	1	1		0%
4	2	3	1	1		0%

NUEVO LEON	GENERAL BRAVO	592	604	595	881	889
CHIAPAS	TECPATAN	683	616	600	882	890
PUEBLA	TLATLAUQUITEPEC		691	608	883	891
CHIHUAHUA	AHUMADA	309		630	886	892
SAN LUIS POTOSI	VILLA DE ARISTA	433		632	887	893
MICHOACAN	ACUITZIO	786		639	891	894
CHIAPAS	ACACOYAGUA			645	893	895
MEXICO	TEMAMATLA		671	690	903	896
MICHOACAN	PAJACUARAN		675	692	904	897
JALISCO	GRULLO EL	403	716	702	907	898
MEXICO	MALINALCO	576	753	711	910	899
VERACRUZ	ALTO LUCERO DE GUTIERREZ BARRI	925	828	722	913	900
GUERRERO	SAN LUIS ACATLAN		870	728	914	901
HIDALGO	HUEHUETLA		875	731	915	902
NAYARIT	SAN BLAS		912	737	917	903
HIDALGO	CUAUTEPPEC DE HINOJOSA	557		749	920	904
OAXACA	SAN JACINTO AMILPAS	836		766	924	905
SAN LUIS POTOSI	SALINAS		407	818	930	906
GUANAJUATO	CUERAMARO	548	514	829	933	907
ZACATECAS	OJOCALIENTE	533	739	867	937	908
GUERRERO	CUTZAMALA DE PINZON		866	898	944	909
JALISCO	JESUS MARIA		882	901	946	910
SONORA	URES		981	920	953	911
ZACATECAS	MOYAHUA DE ESTRADA		1010	926	955	912
MICHOACAN	LAGUNILLAS	584		936	957	913
HIDALGO	ARENAL EL	734		952	961	914
PUEBLA	CUETZALAN DEL PROGRESO	858		961	964	915
OAXACA	NAZARENO ETLA			1032	979	916
PUEBLA	TLALTENANGO			1065	984	917
DURANGO	SANTA CLARA		545		990	918
NUEVO LEON	ANAHUAC	498	590		993	919
MEXICO	AMATEPEC	771	628		997	920
COAHUILA	MORELOS	539	741		1009	921
SAN LUIS POTOSI	CIUDAD FERNANDEZ	618	763		1012	922
DURANGO	VICENTE GUERRERO	711	780		1014	923
MORELOS	MAZATEPEC		910		1025	924
PUEBLA	PAHUATLAN		955		1033	925
PUEBLA	SAN GREGORIO ATZOMPA		959		1034	926
PUEBLA	SAN JOSE MIAHUATLAN		960		1035	927
VERACRUZ	SAN JUAN EVANGELISTA		998		1040	928
COAHUILA	SAN PEDRO	541			1046	929
MICHOACAN	PENJAMILLO	586			1048	930
OAXACA	SAN PEDRO MIXTEPEC DISTR. 26	844			1061	931
PUEBLA	SAN PEDRO YELOIXTLAHUACAN	865			1062	932
ZACATECAS	MAZAPIL	958			1072	933
AGUASCALIENTES	COSIO				1073	934
COAHUILA	NAVA				1085	935
GUERRERO	GENERAL CANUTO A. NERI				1092	936
HIDALGO	LOLOTLA				1093	937
HIDALGO	TECOZAUTLA				1094	938
JALISCO	MASCOTA				1099	939
MICHOACAN	JUNGAPEO				1106	940
NUEVO LEON	BUSTAMANTE				1111	941
OAXACA	SANTO DOMINGO INGENIO				1132	942
PUEBLA	SAN JERONIMO TECUANIPAN				1143	943
PUEBLA	SAN SEBASTIAN TLACOTEPEC				1145	944
SONORA	SAN IGNACIO RIO MUERTO				1157	945
VERACRUZ	IXHUATLAN DEL CAFE				1166	946
VERACRUZ	TEXCATEPEC				1171	947
VERACRUZ	TEXISTEPEC				1172	948
ZACATECAS	TEUL DE GONZALEZ ORTEGA				1181	949
TAMAULIPAS	MIER	630	607	521		950
SAN LUIS POTOSI	VILLA HIDALGO		693	609		951
TAMAULIPAS	CAMARGO		695	610		952
VERACRUZ	TLALTETELA		1001	629		953
MEXICO	TEPETLIXPA	374	486	664		954
MICHOACAN	TURICATO		549	674		955
HIDALGO	AJACUBA		872	729		956
MICHOACAN	CHARAPAN		899	734		957

2	2	3	1	1	0%
1	2	3	1	1	0%
	2	3	1	1	0%
7		3	1	1	0%
4		3	1	1	0%
1		3	1	1	0%
		3	1	1	0%
	2	2	1	1	0%
	2	2	1	1	0%
4	1	2	1	1	0%
2	1	2	1	1	0%
1	1	2	1	1	0%
	1	2	1	1	0%
	1	2	1	1	0%
2		2	1	1	0%
1		2	1	1	0%
	5	1	1	1	0%
2	3	1	1	1	0%
3	1	1	1	1	0%
	1	1	1	1	0%
	1	1	1	1	0%
	1	1	1	1	0%
2		1	1	1	0%
1		1	1	1	0%
1		1	1	1	0%
	3		1	1	0%
3	2		1	1	0%
1	2		1	1	0%
2	1		1	1	0%
2	1		1	1	0%
1	1		1	1	0%
	1		1	1	0%
	1		1	1	0%
	1		1	1	0%
	1		1	1	0%
2			1	1	0%
2			1	1	0%
1			1	1	0%
1			1	1	0%
			1	1	0%
			1	1	0%
			1	1	0%
			1	1	0%
			1	1	0%
			1	1	0%
			1	1	0%
			1	1	0%
			1	1	0%
			1	1	0%
			1	1	0%
2	2	4		1	100%
	2	3		1	100%
	2	3		1	100%
	1	3		1	100%
5	3	2		1	100%
	3	2		1	100%
	1	2		1	100%
	1	2		1	100%

TLAXCALA	CUAXOMULCO		987	743		958			1	2		1	100%
COAHUILA	MUZQUIZ	699		758		959		1		2		1	100%
CHIAPAS	ACAPETAHUA			773		960				2		1	100%
DURANGO	CUENCA			776		961				2		1	100%
OAXACA	SAN JUAN COTZOCON			787		962				2		1	100%
VERACRUZ	CHINAMPA DE GOROSTIZA			796		963				2		1	100%
VERACRUZ	TANCOCO			797		964				2		1	100%
VERACRUZ	TEOCELO			798		965				2		1	100%
VERACRUZ	ZARAGOZA			799		966				2		1	100%
DURANGO	DESCONOCIDO	706	361	809		967		1	6	1		1	100%
VERACRUZ	TAMPICO ALTO	305	374	813		968		8	5	1		1	100%
VERACRUZ	JAMAPA	936	541	838		969		1	3	1		1	100%
MEXICO	ORO EL	777	629	854		970		1	2	1		1	100%
DURANGO	INDE		658	858		971			2	1		1	100%
ZACATECAS	JUAN ALDAMA		705	862		972			2	1		1	100%
SONORA	BENITO JUAREZ	892	823	885		973		1	1	1		1	100%
COAHUILA	DESCONOCIDO		858	893		974			1	1		1	100%
COAHUILA	GENERAL CEPEDA		859	894		975			1	1		1	100%
JALISCO	COLOTLAN		881	900		976			1	1		1	100%
OAXACA	SANTA MARIA COYOTEPEC		932	913		977			1	1		1	100%
ZACATECAS	SOMBRERETE		1012	927		978			1	1		1	100%
CHIAPAS	MOTOZINTLA	673		946		979		1		1		1	100%
GUERRERO	ZIRANDARO	732		951		980		1		1		1	100%
JALISCO	TECHALUTA DE MONTENEGRO	761		954		981		1		1		1	100%
OAXACA	SANTA CRUZ AMILPAS	846		959		982		1		1		1	100%
TAMAULIPAS	JIMENEZ	902		965		983		1		1		1	100%
CALIFORNIA	SAN DIEGO			973		984			1	1		1	100%
CHIAPAS	CHICOASEN			974		985				1		1	100%
CHIAPAS	TEOPISCA			981		986				1		1	100%
GUERRERO	COPALA		995	987		987				1		1	100%
GUERRERO	CUAUTEPEC		997	988		988				1		1	100%
JALISCO	GOMEZ FARIAS		1012	989		989				1		1	100%
MICHOACAN	AQUILA			1021		990				1		1	100%
NAYARIT	RUIZ			1027		991				1		1	100%
OAXACA	SAN AGUSTIN ETLA			1033		992				1		1	100%
OAXACA	SAN ANDRES HUAXPALTEPEC			1035		993				1		1	100%
OAXACA	SAN PEDRO IXTLAHUACA			1039		994				1		1	100%
OAXACA	SANTIAGO JAMILTEPEC			1044		995				1		1	100%
OAXACA	SANTIAGO NILTEPEC			1047		996				1		1	100%
PUEBLA	SAN NICOLAS LOS RANCHOS			1059		997				1		1	100%
SAN LUIS POTOSI	CEDRAL			1069		998				1		1	100%
SONORA	MAZATAN			1077		999				1		1	100%
SONORA	SANTA ANA			1078		1000				1		1	100%
TLAXCALA	SAN JUAN HUACTZINCO			1084		1001				1		1	100%
PUEBLA	FRANCISCO Z. MENA		406			1002			5			1	100%
SAN LUIS POTOSI	CERRITOS	617	444			1003		2	4			1	100%
CHIHUAHUA	BALLEZA	686	617			1004		1	2			1	100%
NUEVO LEON	GENERAL TERAN		677			1005			2			1	100%
NUEVO LEON	CERRALVO	423	719			1006		4	1			1	100%
MEXICO	TEXCALITLAN	487	728			1007		3	1			1	100%
JALISCO	SAN DIEGO DE ALEJANDRIA	568	751			1008		2	1			1	100%
SONORA	SAHUARIPA	624	766			1009		2	1			1	100%
GUERRERO	ZITLALA	733	787			1010		1	1			1	100%
HIDALGO	CHAPULHUACAN	736	788			1011		1	1			1	100%
MORELOS	MORELOS	810	803			1012		1	1			1	100%
SONORA	NACCOZARI DE GARCIA	895	824			1013		1	1			1	100%
CAMPECHE	CALAKMUL		842			1014			1			1	100%
CHIAPAS	MARGARITAS LAS		849			1015			1			1	100%
CHIAPAS	SOYALO		851			1016			1			1	100%
COAHUILA	ABASOLO		857			1017			1			1	100%
JALISCO	UNION DE TULA		887			1018			1			1	100%
NUEVO LEON	DOCTOR ARROYO		916			1019			1			1	100%
OAXACA	CIENEGA DE ZIMATLAN		924			1020			1			1	100%
PUEBLA	NEALTICAN		954			1021			1			1	100%
PUEBLA	SAN FELIPE TEOTLALCINGO		958			1022			1			1	100%
SAN LUIS POTOSI	MOCTEZUMA		970			1023			1			1	100%
SAN LUIS POTOSI	TAMASOPO		973			1024			1			1	100%
VERACRUZ	ANGEL R CABADA		992			1025			1			1	100%
VERACRUZ	COLIPA		995			1026			1			1	100%

ZACATECAS	VILLA HIDALGO		1014			1027			1	100%
CHIAPAS	TUXTLA CHICO	286				1028	8		1	100%
NUEVO LEON	ABASOLO	590				1029	2		1	100%
CHIAPAS	SUCHIAPA	681				1030	1		1	100%
CHIHUAHUA	GUERRERO	691				1031	1		1	100%
JALISCO	TENAMAXTLAN	762				1032	1		1	100%
JALISCO	TOMATLAN	763				1033	1		1	100%
JALISCO	TONILA	765				1034	1		1	100%
MEXICO	DONATO GUERRA	774				1035	1		1	100%
MICHOACAN	VILLAMAR	804				1036	1		1	100%
NUEVO LEON	ACAPONETA	821				1037	1		1	100%
OAXACA	IXTLAN DE JUAREZ	829				1038	1		1	100%
TAMAULIPAS	CENTRO	898				1039	1		1	100%
ARIZONA	DESCONOCIDO					1040			1	100%
BAJA CALIFORNIA	ECATEPEC DE MORELOS					1041			1	100%
CHIAPAS	BEJUCAL DE OCAMPO					1042			1	100%
CHIAPAS	LARRAINZAR					1043			1	100%
CHIAPAS	MARQUES DE COMILLAS					1044			1	100%
CHIAPAS	MEZCALAPA					1045			1	100%
CHIAPAS	RAYON					1046			1	100%
CHIAPAS	TZIMOL					1047			1	100%
CHIHUAHUA	CARICHI					1048			1	100%
CHIHUAHUA	GOMEZ FARIAS					1049			1	100%
CHIHUAHUA	GUADALUPE Y CALVO					1050			1	100%
CHIHUAHUA	PRAXEDIS G. GUERRERO					1051			1	100%
CHIHUAHUA	SANTA ISABEL					1052			1	100%
COAHUILA	GUERRERO					1053			1	100%
COAHUILA	VIESCA					1054			1	100%
DURANGO	MAPIMI					1055			1	100%
DURANGO	MEZQUITAL					1056			1	100%
DURANGO	ORO EL					1057			1	100%
GUERRERO	COAHUAYUTLA DE JOSE MARIA IZA					1058			1	100%
GUERRERO	PILCAYA					1059			1	100%
HIDALGO	CHAPANTONGO					1060			1	100%
HIDALGO	HUAZALINGO					1061			1	100%
HIDALGO	JACALA DE LEDEZMA					1062			1	100%
HIDALGO	OMITLAN DE JUAREZ					1063			1	100%
JALISCO	ATEMAJAC DE BRIZUELA					1064			1	100%
JALISCO	CADADAS DE OBREGON					1065			1	100%
JALISCO	CUAUTITLAN DE GARCIA BARRAGAN					1066			1	100%
JALISCO	MEZQUITIC					1067			1	100%
MEXICO	LUVIANOS					1068			1	100%
MEXICO	SANTO TOMAS					1069			1	100%
MEXICO	ZUMPAHUACAN					1070			1	100%
MICHOACAN	ERONGARICUARO					1071			1	100%
MICHOACAN	JUAREZ					1072			1	100%
MICHOACAN	SENGUIO					1073			1	100%
MICHOACAN	SUSUPUATO					1074			1	100%
MICHOACAN	TLALTIZAPAN					1075			1	100%
MICHOACAN	ZINAPARO					1076			1	100%
MORELOS	TOTOLAPAN					1077			1	100%
NAYARIT	DESCONOCIDO					1078			1	100%
NAYARIT	JALA					1079			1	100%
NUEVO LEON	DOCTOR GONZALEZ					1080			1	100%
OAXACA	MAGDALENA YODOCONO DE PORFIRIO					1081			1	100%
OAXACA	REFORMA DE PINEDA					1082			1	100%
OAXACA	SAN ANDRES IXTLAHUACA					1083			1	100%
OAXACA	SAN FRANCISCO LACHIGOLO					1084			1	100%
OAXACA	SAN JUAN ACHIUTLA					1085			1	100%
OAXACA	SAN PABLO COATLAN					1086			1	100%
OAXACA	SAN PEDRO AMUZGOS					1087			1	100%
OAXACA	SANTA CATARINA QUIOQUITANI					1088			1	100%
OAXACA	SANTA CRUZ DE BRAVO					1089			1	100%
OAXACA	TEOTITLAN DEL VALLE					1090			1	100%
PUEBLA	AHUACATLAN					1091			1	100%
PUEBLA	AQUIXTLA					1092			1	100%
PUEBLA	CALPAN					1093			1	100%
PUEBLA	CHINANTLA					1094			1	100%
PUEBLA	CUAYUCA DE ANDRADE					1095			1	100%

PUEBLA	HUEHUETLAN EL CHICO					1096									1	100%
PUEBLA	SAN JUAN ATZOMPA					1097									1	100%
PUEBLA	TEOPANTLAN					1098									1	100%
PUEBLA	XOCHIAPULCO					1099									1	100%
QUINTANA ROO	BACALAR					1100									1	100%
SAN LUIS POTOSI	CHARCAS					1101									1	100%
SAN LUIS POTOSI	NARANJO EL					1102									1	100%
SINALOA	CARDENAS					1103									1	100%
SONORA	ALTAR					1104									1	100%
SONORA	MOCTEZUMA					1105									1	100%
TLAXCALA	SAN FRANCISCO TETLANOHCAN					1106									1	100%
TLAXCALA	SAN JERONIMO ZACUALPAN					1107									1	100%
TLAXCALA	SANTA APOLONIA TEACALCO					1108									1	100%
VERACRUZ	ATZACAN					1109									1	100%
VERACRUZ	HIDALGOTITLAN					1110									1	100%
VERACRUZ	PERLA LA					1111									1	100%
VERACRUZ	RAFAEL LUCIO					1112									1	100%
VERACRUZ	SALTABARRANCA					1113									1	100%
VERACRUZ	TLACOTALPAN					1114									1	100%
VERACRUZ	XOXOCOTLA					1115									1	100%
YUCATAN	CALOTMUL					1116									1	100%
YUCATAN	PANABA					1117									1	100%
YUCATAN	QUINTANA ROO					1118									1	100%
ZACATECAS	GENARO CODINA					1119									1	100%
ZACATECAS	VILLA GARCIA					1120									1	100%
CHIHUAHUA	GUADALUPE	226	281	355	217				13	10	8	23				-100%
COLIMA	MINATITLAN	192	190	179	279				18	19	30	15				-100%
GUANAJUATO	SANTA CATARINA	269	337	807	345				9	6	1	11				-100%
MEXICO	JOCOTITLAN	318	475	576	365				7	3	3	10				-100%
CHIAPAS	BOCHIL			550	402							4	8			-100%
CHIAPAS	FRONTERA COMALAPA	670	614	599	405				1	2	3	8				-100%
OAXACA	TLACOLULA DE MATAMOROS	601	334	806	407				2	7	1	8				-100%
MEXICO	TEPETLAXTOC	373	571	844	408				5	2	1	8				-100%
MORELOS	AXOCHIAPAN			909	411					1		8				-100%
DURANGO	SAN JUAN DEL RIO	217	192	305	414				14	19	11	7				-100%
VERACRUZ	URSULO GALVAN			1002	404	419				1	7	7				-100%
TLAXCALA	XALTOCAN			465	462	425					4	5	7			-100%
GUERRERO	OMETEPEC	333	476	464	426				6	3	5	7				-100%
VERACRUZ	OTEAPAN	647	770	484	430				2	1	5	7				-100%
SAN LUIS POTOSI	ZARAGOZA	890			480				1			6				-100%
DURANGO	TAMAZULA	546	595	430	497				2	2	6	5				-100%
GUANAJUATO	VICTORIA	175	179	447	502				20	21	5	5				-100%
JALISCO	CUAUTLA	371	424	503	506				5	4	4	5				-100%
CHIAPAS	CHILON	669		635	518				1		3	5				-100%
CHIAPAS	BENEMERITO DE LAS AMERICAS			844	726	525				1	2	5				-100%
COAHUILA	ALLENDE	330	379	815	530				6	5	1	5				-100%
CHIHUAHUA	NUEVO CASAS GRANDES			656	603	560				2	3	4				-100%
SAN LUIS POTOSI	TAMUIN	514	506	668	565				3	3	2	4				-100%
GUERRERO	SAN MARCOS	728	621	680	567				1	2	2	4				-100%
MEXICO	VILLA VICTORIA	783	799	718	572				1	1	2	4				-100%
HIDALGO	TLANALAPA			877	732	575				1	2	4				-100%
JALISCO	CIHUATLAN	749	530	835	581				1	3	1	4				-100%
QUINTANA ROO	JOSE MARIA MORELOS			1068	585						1	4				-100%
NUEVO LEON	GALEANA	591	756	483	610				2	1	5	3				-100%
PUEBLA	VENUSTIANO CARRANZA	611	762	534	618				2	1	4	3				-100%
OAXACA	SAN PABLO ETLA	503	592	591	625				3	2	3	3				-100%
OAXACA	PINOTEPA DE DON LUIS	502	733	613	626				3	1	3	3				-100%
MICHOACAN	BRISEDAS	788	801	618	628				1	1	3	3				-100%
GUERRERO	IGUALAPA	553	747	709	640				2	1	2	3				-100%
VERACRUZ	ATOYAC	926	829	723	641				1	1	2	3				-100%
PUEBLA	TLACUILOTEPEC			965	741	643				1	2	3				-100%
MICHOACAN	CARACUARO				781	646					2	3				-100%
PUEBLA	ALJOJUCA	854		960	661				1		1	3				-100%
HIDALGO	ALFAJAYUCAN				1004	662					1	3				-100%
TLAXCALA	IXTENCO				1082	665					1	3				-100%
SONORA	YECORA	517	438		669				3	4		3				-100%
BAJA CALIFORNIA SUR	MULEGE			841		675				1		3				-100%
GUERRERO	GENERAL HELIODORO CASTILLO			867		676				1		3				-100%
PUEBLA	GUADALUPE			952		679				1		3				-100%

MEXICO	JIQUIPILCO	776			682	
GUANAJUATO	CORONEO				686	
OAXACA	SAN BLAS ATEMPA				687	
OAXACA	VILLA DE TAMAZULAPAM DEL PROGR				688	
PUEBLA	PANTEPEC				690	
PUEBLA	QUIMIXTLAN				691	
PUEBLA	TECOMATLAN				693	
HIDALGO	METEPEC	369	325	359	695	
GUANAJUATO	TIERRA BLANCA	456	585	476	706	
CHIHUAHUA	DESCONOCIDO			489	708	
PUEBLA	ZAPOTITLAN	874	644	524	714	
MORELOS	OCUITUCO	811		549	715	
TAMAULIPAS	GONZALEZ	304	144	555	716	
JALISCO	ACATIC		400	565	719	
MICHOACAN	TINGAMBATO	799		640	733	
VERACRUZ	CATEMACO		698	696	740	
OAXACA	SANTA MARIA COLOTEPEC	598	759	713	743	
CHIAPAS	ESCUINTLA		847	727	746	
MICHOACAN	TOCUMBO	801		762	752	
NAYARIT	TECUALA	819		763	753	
NUEVO LEON	MINA	823		764	754	
MEXICO	SAN JOSE DEL RINCON			780	758	
VERACRUZ	NAUTLA		467	826	766	
MICHOACAN	NAHUATZEN	585	602	848	768	
CHIAPAS	JIQUIPILAS	671	615	850	770	
JALISCO	TALPA DE ALLENDE	758	626	853	772	
TAMAULIPAS	TULA	906	648	856	773	
GUERRERO	OLINALA	727	786	879	777	
NUEVO LEON	RAMONES LOS		921	912	784	
PUEBLA	CHAPULCO		945	916	786	
VERACRUZ	PLATON SANCHEZ		996	923	790	
VERACRUZ	PLAYA VICENTE		997	924	791	
JALISCO	TECOLOTLAN	405		929	793	
TLAXCALA	TOCATLAN	636		941	794	
CHIAPAS	ANGEL ALBINO CORZO	666		944	795	
CHIAPAS	CACAHOATAN	668		945	796	
CHIAPAS	COPAINALA			975	799	
CHIHUAHUA	NAMIQUIPA			986	801	
COAHUILA	PARRAS			991	803	
PUEBLA	ACTEOPAN			1052	807	
PUEBLA	CUAUTEMPAN			1055	808	
PUEBLA	TEPEYAHUALCO DE CUAUHEMOC			1063	809	
TLAXCALA	ACUAMANALA DE MIGUEL HIDALGO			1079	810	
VERACRUZ	APAZAPAN			1089	811	
CHIHUAHUA	CASAS GRANDES	688	776		815	
MEXICO	TIMILPAN		895		817	
OAXACA	HUAHUTLA DE JIMENEZ		925		818	
PUEBLA	TETEALES DE AVILA CASTILLO		964		819	
VERACRUZ	TLALNELHUAYOCAN		1000		820	
CHIHUAHUA	JIMENEZ	693			822	
JALISCO	JILOTLAN DE LOS DOLORES	752			823	
TAMAULIPAS	GOMEZ FARIAS	899			825	
TAMAULIPAS	GUSTAVO DIAZ ORDAZ	901			826	
CHIHUAHUA	BUENAVENTURA				829	
GUERRERO	LEONARDO BRAVO				831	
HIDALGO	TIANGUISTENGO				832	
MICHOACAN	JIMENEZ				835	
MORELOS	AMACUZAC				837	
MORELOS	TEMOAC				838	
NUEVO LEON	SANTIAGO IXCUINTLA				839	
OAXACA	SAN JERONIMO TLACOCOHAUAYA				841	
OAXACA	SAN PEDRO Y SAN PABLO TEPOSCOL				842	
OAXACA	SANTIAGO TILLO				844	
PUEBLA	HUEYAPAN				845	
PUEBLA	HUEYTAMALCO				846	
PUEBLA	VICENTE GUERRERO				848	
PUEBLA	ZACAPOAXTLA				849	
SAN LUIS POTOSI	CERRO DE SAN PEDRO				850	
VERACRUZ	IXMATLAHUACAN				852	

				1				3		-100%
								3		-100%
								3		-100%
								3		-100%
								3		-100%
				5	7	8	2			-100%
				3	2	5	2			-100%
						5	2			-100%
				1	2	4	2			-100%
				1		4	2			-100%
				8	34	3	2			-100%
					5	3	2			-100%
				1		3	2			-100%
					2	2	2			-100%
				2	1	2	2			-100%
					1	2	2			-100%
				1		2	2			-100%
				1		2	2			-100%
						2	2			-100%
					4	1	2			-100%
				2	2	1	2			-100%
				1	2	1	2			-100%
				1	2	1	2			-100%
				1	2	1	2			-100%
				1	1	1	2			-100%
					1	1	2			-100%
					1	1	2			-100%
					1	1	2			-100%
				4		1	2			-100%
				2		1	2			-100%
				1		1	2			-100%
				1		1	2			-100%
						1	2			-100%
				1	1		2			-100%
					1		2			-100%
					1		2			-100%
					1		2			-100%
						1	2			-100%
						1	2			-100%
				1			2			-100%
							2			-100%
							2			-100%
							2			-100%
							2			-100%
							2			-100%
							2			-100%
							2			-100%
							2			-100%
							2			-100%
							2			-100%
							2			-100%
							2			-100%
							2			-100%

VERACRUZ	MARIANO ESCOBEDO				854
VERACRUZ	TEQUILA				855
HIDALGO	SANTIAGO DE ANAYA			324	858
DURANGO	GUADALUPE VICTORIA	707	395	499	868
TAMAULIPAS	LLERA	629	359	561	875
HIDALGO	TEZONTEPEC DE ALDAMA		547	583	878
OAXACA	PUTLA VILLA DE GUERRERO	595	758	615	884
CHIAPAS	SAN FERNANDO	679		636	889
HIDALGO	DESCONOCIDO	737		637	890
SAN LUIS POTOSI	DESCONOCIDO	884	538	673	897
BAJA CALIFORNIA SUR	DESCONOCIDO	659	612	677	899
GUERRERO	HUAMUXTITLAN		661	687	901
VERACRUZ	IXHUATLANCILLO		700	697	906
TAMAULIPAS	DESCONOCIDO	518	736	708	909
JALISCO	TEUCHITLAN		884	733	916
PUEBLA	PIAXTLA		956	739	918
GUERRERO	AHUACUOTZINGO	721		760	923
TLAXCALA	ATLZAYANCA	907		770	925
VERACRUZ	CHALMA			795	929
GUERRERO	BUENAVISTA DE CUELLAR	723	450	822	931
JALISCO	MAZAMITLA	755	451	823	932
JALISCO	VILLA HIDALGO	768	531	836	934
GUERRERO	AYUTLA DE LOS LIBRES	458	586	846	935
GUERRERO	IXCATEOPAN DE CUAUHTEMOC	725	785	878	939
OAXACA	SAN PEDRO TAPANATEPEC	845	811	883	940
ZACATECAS	VALPARAISO	961	839	889	941
GUERRERO	AJUCHITLAN DEL PROGRESO		864	896	943
GUERRERO	JOSE JOAQUIN DE HERRERA		868	899	945
JALISCO	TOLIMAN		885	903	947
NAYARIT	XALISCO		914	911	951
PUEBLA	ALTEPEXI		943	915	952
PUEBLA	COATZINGO	604		937	958
PUEBLA	SAN NICOLAS DE BUENOS AIRES	609		939	959
CHIAPAS	ALDAMA	664		943	960
NAYARIT	IXTLAN DEL RIO	818		957	962
OAXACA	ACATLAN DE PEREZ FIGUEROA	824		958	963
PUEBLA	HUAQUECHULA	859		962	965
VERACRUZ	REYES LOS	943		967	966
VERACRUZ	SANTIAGO TUXTLA	944		968	967
ZACATECAS	SAIN ALTO	960		970	968
BAJA CALIFORNIA SUR	LORETO			972	970
CHIAPAS	HUEHUETAN			976	971
CHIAPAS	TILA			982	973
DURANGO	TEPEHUANES			992	974
GUERRERO	FLORENCIO VILLARREAL			998	975
MEXICO	CHAPULTEPEC			1019	977
MEXICO	ZACAZONAPAN			1020	978
OAXACA	SANTA MARIA ZACATEPEC			1043	981
PUEBLA	TEPEMAXALCO			1061	982
PUEBLA	YAONAHUAC			1066	985
ZACATECAS	CADITA DE FELIPE PESCADOR			1100	987
ZACATECAS	TLALTENANGO DE SANCHEZ ROMAN			1103	988
VERACRUZ	PUEBLO VIEJO	171	368		989
EXTRANJERO	NO USAR ESTA CLAVE		546		991
TAMAULIPAS	PADILLA		555		992
JALISCO	ZAPOTLAN DEL REY	769	627		996
OAXACA	SAN PABLO VILLA DE MITLA	843	639		998
MEXICO	TENANGO DEL AIRE		672		1000
OAXACA	BARRIO DE LA SOLEDAD EL		678		1001
PUEBLA	JOLALPAN		687		1003
PUEBLA	TETELA DE OCAMPO		689		1004
SAN LUIS POTOSI	VILLA JUAREZ		694		1005
TLAXCALA	SANTA ANA NOPALUCAN		697		1006
OAXACA	SAN PEDRO TOTOLAPA	504	734		1008
DURANGO	SANTIAGO PAPANQUIARO	545	744		1010
TLAXCALA	TEPEYANCO	634	769		1013
JALISCO	ATOYAC	746	791		1015
CHIHUAHUA	ALDAMA		854		1018
COLIMA	COMALA		860		1019

				2	-100%
				2	-100%
			11	1	-100%
1	5	4	1		-100%
2	6	3	1		-100%
	3	3	1		-100%
2	1	3	1		-100%
1		3	1		-100%
1		3	1		-100%
1	3	2	1		-100%
1	2	2	1		-100%
	2	2	1		-100%
3	1	2	1		-100%
	1	2	1		-100%
	1	2	1		-100%
1		2	1		-100%
		2	1		-100%
1	4	1	1		-100%
1	4	1	1		-100%
1	3	1	1		-100%
3	2	1	1		-100%
1	1	1	1		-100%
1	1	1	1		-100%
1	1	1	1		-100%
	1	1	1		-100%
	1	1	1		-100%
	1	1	1		-100%
2		1	1		-100%
2		1	1		-100%
1		1	1		-100%
1		1	1		-100%
1		1	1		-100%
1		1	1		-100%
1		1	1		-100%
1		1	1		-100%
1		1	1		-100%
	1	1	1		-100%
21	5		1		-100%
	3		1		-100%
	3		1		-100%
1	2		1		-100%
1	2		1		-100%
	2		1		-100%
	2		1		-100%
	2		1		-100%
	2		1		-100%
	2		1		-100%
	2		1		-100%
3	1		1		-100%
2	1		1		-100%
2	1		1		-100%
1	1		1		-100%
	1		1		-100%
	1		1		-100%

GUERRERO	TECOANAPA		871		1020			1		1				-100%
JALISCO	ZAPOTITLAN DE VADILLO		891		1021			1		1				-100%
MICHOACAN	IRIMBO		902		1023			1		1				-100%
NUEVO LEON	HERRERAS LOS		917		1026			1		1				-100%
OAXACA	IXPANTEPEC NIEVES		926		1027			1		1				-100%
OAXACA	TAMAZULACAM DEL ESPIRITU SANTO		937		1028			1		1				-100%
PUEBLA	AHUEHUETITLA		941		1029			1		1				-100%
PUEBLA	EPATLAN		951		1031			1		1				-100%
PUEBLA	MAGDALENA TLATLAUQUITEPEC LA		953		1032			1		1				-100%
SONORA	SOYOPA		980		1037			1		1				-100%
TABASCO	JONUTA		982		1038			1		1				-100%
TEXAS	SAN ANTONIO		985		1039			1		1				-100%
VERACRUZ	UXPANAPA		1003		1041			1		1				-100%
VERACRUZ	XICO		1004		1042			1		1				-100%
ZACATECAS	NOCHISTLAN DE MEJIA		1011		1044			1		1				-100%
VERACRUZ	COAHUITLAN	639			1049		2			1				-100%
CHIHUAHUA	JANOS	692			1050		1			1				-100%
COLIMA	COQUIMATLAN	703			1051		1			1				-100%
DURANGO	PANUCO DE CORONADO	710			1052		1			1				-100%
GUERRERO	JUCHITAN	726			1053		1			1				-100%
HIDALGO	TENANGO DE DORIA	742			1054		1			1				-100%
JALISCO	TAPALPA	759			1055		1			1				-100%
MORELOS	TLALNEPANTLA	815			1059		1			1				-100%
OAXACA	CHALCATONGO DE HIDALGO	826			1060		1			1				-100%
PUEBLA	TEPEXCO	868			1063		1			1				-100%
PUEBLA	TIANGUISMANALCO	870			1064		1			1				-100%
PUEBLA	ZIHUATEUTLA	875			1065		1			1				-100%
SONORA	NACO	894			1066		1			1				-100%
TLAXCALA	ZITLALTEPEC DE TRINIDAD SANCH	921			1069		1			1				-100%
VERACRUZ	BENITO JUAREZ	928			1070		1			1				-100%
VERACRUZ	JOSE AZUETA	937			1071		1			1				-100%
AGUASCALIENTES	LLANO EL				1074					1				-100%
BAJA CALIFORNIA SUR	TIJUANA				1075					1				-100%
CALIFORNIA	DESCONOCIDO				1076					1				-100%
CHIAPAS	BOSQUE EL				1077					1				-100%
CHIAPAS	OCOTEPEC				1078					1				-100%
CHIAPAS	TENEJAPA				1079					1				-100%
CHIHUAHUA	ALLENDE				1080					1				-100%
CHIHUAHUA	IGNACIO ZARAGOZA				1081					1				-100%
CHIHUAHUA	SAN FRANCISCO DEL ORO				1082					1				-100%
COAHUILA	ESCOBEDO				1083					1				-100%
COAHUILA	HIDALGO				1084					1				-100%
COAHUILA	PROGRESO				1086					1				-100%
DURANGO	PEDON BLANCO				1087					1				-100%
GUERRERO	ATLAMAJALCINGO DEL MONTE				1088					1				-100%
GUERRERO	ATLIXTAC				1089					1				-100%
GUERRERO	CUALAC				1091					1				-100%
JALISCO	CABO CORRIENTES				1096					1				-100%
JALISCO	CHIMALTITAN				1097					1				-100%
JALISCO	CONCEPCION DE BUENOS AIRES				1098					1				-100%
JALISCO	QUITUPAN				1100					1				-100%
MICHOACAN	ANGANGUEO				1102					1				-100%
MICHOACAN	APORO				1103					1				-100%
MICHOACAN	ATIZAPAN				1104					1				-100%
MICHOACAN	EPITACIO HUERTA				1105					1				-100%
MICHOACAN	TIQUICHEO DE NICOLAS ROMERO				1107					1				-100%
MISSISSIPPI	DESCONOCIDO				1108					1				-100%
NAYARIT	ROSAMORADA				1109					1				-100%
NAYARIT	SANTA MARIA DEL ORO				1110					1				-100%
NUEVO LEON	GENERAL TREVIDO				1112					1				-100%
OAXACA	ASUNCION OCOTLAN				1113					1				-100%
OAXACA	NEJAPA DE MADERO				1114					1				-100%
OAXACA	SAN AGUSTIN LOXICHA				1115					1				-100%
OAXACA	SAN BALTAZAR CHICHICAPAM				1116					1				-100%
OAXACA	SAN BARTOLO SOYALTEPEC				1117					1				-100%
OAXACA	SAN BARTOLOME ZOOGOCHO				1118					1				-100%
OAXACA	SAN BERNARDO MIXTEPEC				1119					1				-100%
OAXACA	SAN FRANCISCO TELIXTLAHUCA				1120					1				-100%
OAXACA	SAN JERONIMO TAVICHE				1121					1				-100%

OAXACA	SAN JUAN BAUTISTA TLACHICHILCO				1122				1		-100%
OAXACA	SAN PABLO HUIXTEPEC				1123				1		-100%
OAXACA	SANTA ANA				1124				1		-100%
OAXACA	SANTA ANA ZEGACHE				1125				1		-100%
OAXACA	SANTA CRUZ XITLA				1126				1		-100%
OAXACA	SANTA LUCIA OCOTLAN				1127				1		-100%
OAXACA	SANTA MARIA XADANI				1128				1		-100%
OAXACA	SANTA MARIA YOLOTEPEC				1129				1		-100%
OAXACA	SANTIAGO HUAJOLOTITLAN				1130				1		-100%
OAXACA	SANTIAGO LAOLLAGA				1131				1		-100%
OAXACA	TEOTITLAN DE FLORES MAGON				1133				1		-100%
PUEBLA	AMIXTLAN				1134				1		-100%
PUEBLA	AXUTLA				1135				1		-100%
PUEBLA	HUITZILTEPEC				1136				1		-100%
PUEBLA	IXCAMILPA DE GUERRERO				1137				1		-100%
PUEBLA	MAZAPILTEPEC DE JUAREZ				1139				1		-100%
PUEBLA	OCOTEPEC				1140				1		-100%
PUEBLA	PETLALCINGO				1141				1		-100%
PUEBLA	SAN GABRIEL CHILAC				1142				1		-100%
PUEBLA	SAN MIGUEL IXITLAN				1144				1		-100%
PUEBLA	TEPATLAXCO DE HIDALGO				1146				1		-100%
PUEBLA	TLAPACOYA				1147				1		-100%
PUEBLA	TOCHIMILCO				1148				1		-100%
PUEBLA	XOCHITLAN TODOS SANTOS				1149				1		-100%
PUEBLA	ZOQUITLAN				1150				1		-100%
QUERETARO	LANDA DE MATAMOROS				1151				1		-100%
QUINTANA ROO	QUERETARO				1152				1		-100%
SAN LUIS POTOSI	MATLAPA				1153				1		-100%
SAN LUIS POTOSI	SAN CIRO DE ACOSTA				1154				1		-100%
SAN LUIS POTOSI	VILLA DE GUADALUPE				1155				1		-100%
SONORA	ROSARIO				1156				1		-100%
TAMAULIPAS	CRUILLAS				1158				1		-100%
TAMAULIPAS	MIQUIHUANA				1159				1		-100%
TAMAULIPAS	OCAMPO				1160				1		-100%
TAMAULIPAS	VILLAGRAN				1161				1		-100%
TLAXCALA	LAZARO CARDENAS				1162				1		-100%
TLAXCALA	TERRENATE				1163				1		-100%
VERACRUZ	COETZALA				1164				1		-100%
VERACRUZ	HUAYACOCOTLA				1165				1		-100%
VERACRUZ	JILOTEPEC				1167				1		-100%
VERACRUZ	MIXTLA DE ALTAMIRANO				1168				1		-100%
VERACRUZ	SAN ANDRES TENEJAPAN				1169				1		-100%
VERACRUZ	TAMIAHUA				1170				1		-100%
VERACRUZ	TLILAPAN				1173				1		-100%
VERACRUZ	ZENTLA				1174				1		-100%
YUCATAN	CHOCHOLA				1175				1		-100%
YUCATAN	CONKAL				1176				1		-100%
YUCATAN	TIZIMIN				1177				1		-100%
ZACATECAS	APOZOL				1178				1		-100%
ZACATECAS	APULCO				1179				1		-100%
ZACATECAS	GENERAL PANFILO NATERA				1180				1		-100%
ZACATECAS	VILLA DE COS				1182				1		-100%
MICHOACAN	CONTEPEC			490					5		100%
VERACRUZ	CALCAHUALCO			554					4		100%
GUERRERO	COCUILA		660	604				2	3		100%
OAXACA	ABEJONES			647					3		100%
SAN LUIS POTOSI	AHUALULCO	882	646	684				1	2	2	100%
ZACATECAS	CONCEPCION DEL ORO		704	698					2	2	100%
JALISCO	HOSTOTIPAQUILLO	562	749	710				2	1	2	100%
COLIMA	ARMERIA	702	777	716				1	1	2	100%
MEXICO	TLATLAYA	781	798	717				1	1	2	100%
VERACRUZ	CARLOS A CARRILLO	929	831	724				1	1	2	100%
ZACATECAS	JUCHIPILA	956	837	725				1	1	2	100%
OAXACA	SANTA MARIA TONAMECA		933	738					1	2	100%
JALISCO	IXTLAHUACAN DEL RIO	472		745				3		2	100%
VERACRUZ	NARANJAL	526		747				3		2	100%
HIDALGO	TETEPANGO	560		750				2		2	100%
CHIHUAHUA	ROSARIO	695		757				1		2	100%
OAXACA	MAGDALENA APASCO	830		765				1		2	100%

TAMAULIPAS	GUEMEZ	900		769			1		2			100%
CHIAPAS	SOLOSUCHIAPA			775					2			100%
GUERRERO	SAN MIGUEL TOTOLAPAN			778					2			100%
NUEVO LEON	VILLALDAMA			785					2			100%
OAXACA	SAN JUAN BAUTISTA TLACOATZINTE			786					2			100%
OAXACA	VILLA SOLA DE VEGA			788					2			100%
PUEBLA	XIUTETELCO			793					2			100%
PUEBLA	ZARAGOZA			794					2			100%
VERACRUZ	OZULUAMA DE MASCAREAS	389	287	801			5	10	1			100%
MICHOACAN	CHURINTZIO	489	435	819			3	4	1			100%
MEXICO	ECATZINGO	574	441	821			2	4	1			100%
HIDALGO	NOPALA DE VILLAGRAN		459	824				4	1			100%
VERACRUZ	TEMPOAL	947	542	839			1	3	1			100%
AGUASCALIENTES	PABELLON DE ARTEAGA		543	840				3	1			100%
JALISCO	CUQUIO		548	842				3	1			100%
DURANGO	PUEBLO NUEVO	454	584	845			3	2	1			100%
SAN LUIS POTOSI	RAYON	885	647	855			1	2	1			100%
VERACRUZ	PASO DEL MACHO		701	861				2	1			100%
COAHUILA	VILLA UNION	542	742	869			2	1	1			100%
JALISCO	HUERTA LA	563	750	871			2	1	1			100%
PUEBLA	CUYOACO	606	760	873			2	1	1			100%
TAMAULIPAS	SOTO LA MARINA	631	768	874			2	1	1			100%
OAXACA	SAN FELIPE JALAPA DE DIAZ	835	808	882			1	1	1			100%
OAXACA	TEPELME VILLA DE MORELOS	851	813	884			1	1	1			100%
CHIHUAHUA	MADERA		856	892				1	1			100%
GUERRERO	ALPOYECA		865	897				1	1			100%
JALISCO	UNION DE SAN ANTONIO		886	904				1	1			100%
PUEBLA	CHICHQUILA		946	917				1	1			100%
VERACRUZ	YECUATLA		1005	925				1	1			100%
CHIHUAHUA	OCAMPO	450		931			3		1			100%
COAHUILA	ZARAGOZA	453		932			3		1			100%
DURANGO	TLAHUALILO	547		934			2		1			100%
SONORA	IMURIS	623		940			2		1			100%
CHIAPAS	ACALA	663		942			1		1			100%
CHIAPAS	SILTEPEC	680		947			1		1			100%
COAHUILA	CUATROCIENEGAS	696		948			1		1			100%
COAHUILA	JIMENEZ	697		949			1		1			100%
GUERRERO	XOCHIHUEHUETLAN	730		950			1		1			100%
MORELOS	TETECALA	813		956			1		1			100%
SAN LUIS POTOSI	CIUDAD DEL MAIZ	883		964			1		1			100%
YUCATAN	CHEMAX	950		969			1		1			100%
CHIAPAS	HUISTAN			977					1			100%
CHIAPAS	METAPA			979					1			100%
CHIAPAS	OXCHUC			980					1			100%
CHIHUAHUA	JULIMES			984					1			100%
CHIHUAHUA	LOPEZ			985					1			100%
CHIHUAHUA	SAUCILLO			988					1			100%
COAHUILA	OCAMPO			990					1			100%
GUANAJUATO	SANTIAGO MARAVATIO			994					1			100%
GUERRERO	COPALILLO			996					1			100%
GUERRERO	MARTIR DE CUILAPAN			999					1			100%
GUERRERO	PEDRO ASCENCIO ALQUISIRAS			1000					1			100%
GUERRERO	QUECHULTENANGO			1001					1			100%
GUERRERO	TLACOAPA			1002					1			100%
GUERRERO	XALPATLAHUAC			1003					1			100%
HIDALGO	PACULA			1006					1			100%
HIDALGO	TLAHUILTEPA			1009					1			100%
HIDALGO	XOCHICOATLAN			1010					1			100%
JALISCO	ATENGO			1011					1			100%
JALISCO	MIXTLAN			1013					1			100%
JALISCO	SAN CRISTOBAL DE LA BARRANCA			1014					1			100%
JALISCO	SAN MARCOS			1016					1			100%
JALISCO	TEOCUITATLAN DE CORONA			1017					1			100%
MICHOACAN	CHUCANDIRO			1022					1			100%
MICHOACAN	TLAZAZALCA			1024					1			100%
MORELOS	JILOTEPEC			1025					1			100%
NAYARIT	DEL NAYAR			1026					1			100%
NEVADA	LAS VEGAS			1028					1			100%
NUEVO LEON	ITURBIDE			1029					1			100%

OAXACA	CUILAPAM DE GUERRERO			1030				1			100%
OAXACA	MAGDALENA MIXTEPEC			1031				1			100%
OAXACA	SAN AGUSTIN YATARENI			1034				1			100%
OAXACA	SAN PEDRO HUAMELULA			1037				1			100%
OAXACA	SAN PEDRO IXCATLAN			1038				1			100%
OAXACA	SAN SEBASTIAN ABASOLO			1040				1			100%
OAXACA	SANTA CRUZ ACATEPEC			1041				1			100%
OAXACA	SANTA CRUZ PAPALUTLA			1042				1			100%
OAXACA	SANTIAGO JOCOTEPEC			1045				1			100%
OAXACA	SANTIAGO TENANGO			1048				1			100%
OAXACA	SANTIAGO TEPEXTLA			1049				1			100%
OAXACA	TRINIDAD ZAACHILA			1051				1			100%
PUEBLA	ATZITZIHUACAN			1053				1			100%
PUEBLA	COHETZALA			1054				1			100%
PUEBLA	HUATLATLAUCA			1056				1			100%
PUEBLA	IXTACAMAXITLAN			1057				1			100%
PUEBLA	MIXTLA			1058				1			100%
PUEBLA	TILAPA			1064				1			100%
SAN LUIS POTOSI	HUEHUETLAN			1070				1			100%
SAN LUIS POTOSI	SANTO DOMINGO			1071				1			100%
SONORA	ACONCHI			1073				1			100%
SONORA	COLORADA LA			1074				1			100%
SONORA	GENERAL PLUTARCO ELIAS CALLES			1075				1			100%
SONORA	HUACHINERA			1076				1			100%
TLAXCALA	BENITO JUAREZ			1080				1			100%
TLAXCALA	SAN DAMIAN TEXOLOC			1083				1			100%
TLAXCALA	SAN LORENZO AXOCOMANITLA			1085				1			100%
VERACRUZ	ACATLAN			1087				1			100%
VERACRUZ	CHOCAMAN			1090				1			100%
VERACRUZ	HIGO EL			1091				1			100%
VERACRUZ	IXCATEPEC			1092				1			100%
VERACRUZ	TEPETZINTLA			1094				1			100%
YUCATAN	MANI			1097				1			100%
YUCATAN	MOTUL			1099				1			100%
ZACATECAS	CHALCHIHUITES			1101				1			100%
ZACATECAS	VILLANUEVA			1104				1			100%
TAMAULIPAS	ALDAMA	896	398					1	5		100%
PUEBLA	NAUPAN		553						3		100%
VERACRUZ	CAMARON DE TEJEDA		556						3		100%
ZACATECAS	GENERAL ENRIQUE ESTRADA		558						3		100%
GUERRERO	ZAPOTITLAN TABLAS	731	623					1	2		100%
OAXACA	SAN ANDRES HUAYAPAM	833	638					1	2		100%
JALISCO	ATENGUILLO		666						2		100%
VERACRUZ	COYUTLA		699						2		100%
ZACATECAS	TRINIDAD GARCIA DE LA CADENA		706						2		100%
CHIHUAHUA	OJINAGA	451	722					3	1		100%
DURANGO	NUEVO IDEAL	708	778					1	1		100%
DURANGO	OCAMPO	709	779					1	1		100%
GUERRERO	ALCOZAUCA DE GUERRERO	722	784					1	1		100%
MICHOACAN	ANGAMACUTIRO	787	800					1	1		100%
MICHOACAN	TZINTZUNTZAN	802	802					1	1		100%
MORELOS	TETELA DEL VOLCAN	814	804					1	1		100%
OAXACA	ROJAS DE CUAUHTEMOC	831	806					1	1		100%
OAXACA	SAN JUAN CACAHUATEPEC	837	809					1	1		100%
OAXACA	SAN MARTIN HUAMELULPAM	841	810					1	1		100%
OAXACA	SANTA MARIA DEL TULE	848	812					1	1		100%
SAN LUIS POTOSI	TIERRA NUEVA	889	821					1	1		100%
VERACRUZ	CHONTLA	931	833					1	1		100%
YUCATAN	TICUL	955	836					1	1		100%
ZACATECAS	MORELOS	959	838					1	1		100%
BAJA CALIFORNIA	HUAMANTLA		840						1		100%
CAMPECHE	DESCONOCIDO		843						1		100%
CHIAPAS	CONCORDIA LA		846						1		100%
CHIAPAS	HUITIUPAN		848						1		100%
CHIAPAS	TRINITARIA LA		852						1		100%
CHIHUAHUA	GUAZAPARES		855						1		100%
DURANGO	AZCAPOTZALCO		861						1		100%
DURANGO	RODEO		862						1		100%
GUERRERO	MOCHITLAN		869						1		100%

HIDALGO	CALNALI		873				1				100%
HIDALGO	SAN AGUSTIN METZQUITTLAN		876				1				100%
HIDALGO	XOCHIATIPAN		879				1				100%
MORELOS	TLAQUILTENANGO		911				1				100%
NUEVO LEON	HUALAHUISES		918				1				100%
NUEVO LEON	LAMPAZOS DE NARANJO		919				1				100%
NUEVO LEON	MELCHOR OCAMPO		920				1				100%
OAXACA	ASUNCION CACALOTEPEC		923				1				100%
OAXACA	MAGDALENA TEQUISISTLAN		927				1				100%
OAXACA	MAZATLAN VILLA DE FLORES		928				1				100%
OAXACA	SAN CRISTOBAL SUCHITLALHUACA		929				1				100%
OAXACA	SAN FRANCISCO CAHUACUA		930				1				100%
OAXACA	SANTIAGO APOALA		934				1				100%
OAXACA	SANTIAGO YAITEPEC		935				1				100%
OAXACA	SANTO DOMINGO TEPUXTEPEC		936				1				100%
OAXACA	TANICHE		938				1				100%
OAXACA	VILLA HIDALGO		939				1				100%
OAXACA	YAXE		940				1				100%
PUEBLA	AYOTOXCO DE GUERRERO		944				1				100%
PUEBLA	COYOTEPEC		950				1				100%
PUEBLA	TLAOLA		966				1				100%
PUEBLA	ZAPOTITLAN DE MENDEZ		968				1				100%
QUINTANA ROO	AHUALULCO		969				1				100%
SAN LUIS POTOSI	SAN NICOLAS TOLENTINO		972				1				100%
SAN LUIS POTOSI	XILITLA		975				1				100%
SONORA	CARBO		978				1				100%
SONORA	OPODEPE		979				1				100%
TABASCO	ZARAGOZA		983				1				100%
TEXAS	LAREDO		984				1				100%
VERACRUZ	ACULA		991				1				100%
VERACRUZ	TLACHICHILCO		999				1				100%
VERACRUZ	ZACUALPAN		1006				1				100%
ZACATECAS	JIMENEZ DEL TEUL		1009				1				100%
ZACATECAS	VILLA GONZALEZ ORTEGA		1013				1				100%
OAXACA	SANTIAGO JUXTLAHUACA	426					4				100%
DURANGO	CANATLAN	544					2				100%
HIDALGO	ATLAPEXCO	556					2				100%
JALISCO	JUCHITLAN	565					2				100%
MEXICO	JOQUICINGO	575					2				100%
PUEBLA	CHIGMECATITLAN	603					2				100%
QUERETARO	TOLIMAN	615					2				100%
TAMAULIPAS	ABASOLO	628					2				100%
VERACRUZ	SOLEDAD DE DOBLADO	648					2				100%
ZACATECAS	TRONCOSO	651					2				100%
ARIZONA	PHOENIX	657					1				100%
ARIZONA	TUCSON	658					1				100%
BAJA CALIFORNIA SUR	NAUCALPAN DE JUAREZ	660					1				100%
CAMPECHE	ORIZABA	662					1				100%
CHIAPAS	ROSAS LAS	677					1				100%
CHIHUAHUA	ASCENSION	685					1				100%
CHIHUAHUA	CHINIPAS	689					1				100%
CHIHUAHUA	MORIS	694					1				100%
COAHUILA	SAN BUENAVENTURA	701					1				100%
COLIMA	IXTLAHUACAN	704					1				100%
DURANGO	CONETO DE COMONFORT	705					1				100%
HIDALGO	CARDONAL	735					1				100%
HIDALGO	ZACUALTIPAN DE ANGELES	744					1				100%
JALISCO	AYUTLA	748					1				100%
JALISCO	VILLA GUERRERO	767					1				100%
MEXICO	RAYON	779					1				100%
MEXICO	XICOTEPEC	785					1				100%
MICHOACAN	TZITZIO	803					1				100%
MORELOS	COATLAN DEL RIO	807					1				100%
NAYARIT	TUXPAN	820					1				100%
OAXACA	SAN CRISTOBAL AMOLTEPEC	834					1				100%
OAXACA	SAN JUAN COATZOSPAM	838					1				100%
OAXACA	SAN LUCAS OJITLAN	840					1				100%
OAXACA	SANTA GERTRUDIS	847					1				100%
OAXACA	SANTA MARIA ECATEPEC	849					1				100%

OAXACA	SITIO DE XITLAPEHUA	850					1					100%
PUEBLA	ZONGOZOTLA	877					1					100%
QUERETARO	JALPAN DE SERRA	880					1					100%
SAN LUIS POTOSI	TAMPAMOLON DE CORONA	887					1					100%
SAN LUIS POTOSI	TANQUIAN DE ESCOBEDO	888					1					100%
TAMAULIPAS	CASAS	897					1					100%
TAMAULIPAS	MAINERO	903					1					100%
TAMAULIPAS	MENDEZ	904					1					100%
TAMAULIPAS	SAN CARLOS	905					1					100%
TLAXCALA	VERACRUZ	919					1					100%
VERACRUZ	COMAPA	932					1					100%
VERACRUZ	OTATITLAN	940					1					100%
VERACRUZ	TAMALIN	945					1					100%
VERACRUZ	TEHUIPANGO	946					1					100%
YUCATAN	HALACHO	951					1					100%
YUCATAN	OXKUTZCAB	953					1					100%
YUCATAN	SAN FELIPE	954					1					100%
ZACATECAS	VETAGRANDE	962					1					100%
TOTAL GENERAL SECTOR ASEGURADOR							34990	38148	50483	54452	49968	-8%

TOTAL DE MUNICIPIOS A NIVEL NACIONAL ,POR AÑO	962	1014	1104	1182	1120
INCREMENTO %, DE CANTIDAD DE MUNICIPIOS CON ROBO		5%	9%	7%	-5%

VEHÍCULOS ROBADOS AL SECTOR ASEGURADOR A NIVEL NACIONAL, POR MODELO, DURANTE EL PERIODO 01/01/2019-31/07/2019 Y SU COMPORTAMIENTO DURANTE EL MISMO PERIODO DE 2018, ORDENADO POR MODELO.

MODELO	TOTAL NACIONAL POR MODELO									
	CON VIOLENCIA			ESTACIONADO			TOTAL			% DEL TOT.
	2018	2019	% DE PART.	2018	2019	% DE PART.	2018	2019	% DE INCR.	
1963	1						1	0	-100%	0%
1968	1			2			3	0	-100%	0%
1970	1	2	100%				1	2	100%	0%
1971		1	100%				0	1	100%	0%
1972	2	2	100%	1			3	2	-33%	0%
1973	1			1	3	100%	2	3	50%	0%
1974	6						6	0	-100%	0%
1975	3	2	67%	1	1	33%	4	3	-25%	0%
1976		1	50%	1	1	50%	1	2	100%	0%
1977	2			2	1	100%	4	1	-75%	0%
1978	3	1	33%	2	2	67%	5	3	-40%	0%
1979	5	5	63%		3	38%	5	8	60%	0%
1980	8	5	100%	3			11	5	-55%	0%
1981	5	10	83%	4	2	17%	9	12	33%	0%
1982	9	5	83%	6	1	17%	15	6	-60%	0%
1983	1	1	33%	2	2	67%	3	3	0%	0%
1984	2	2	29%	2	5	71%	4	7	75%	0%
1985	9	6	55%	6	5	45%	15	11	-27%	0%
1986	5	3	33%	12	6	67%	17	9	-47%	0%
1987	3	2	18%	13	9	82%	16	11	-31%	0%
1988	7	4	25%	12	12	75%	19	16	-16%	0%
1989	11	17	47%	22	19	53%	33	36	9%	0%
1990	21	17	35%	50	32	65%	71	49	-31%	0%
1991	29	17	23%	96	58	77%	125	75	-40%	0%
1992	27	35	33%	98	71	67%	125	106	-15%	0%
1993	39	23	19%	141	101	81%	180	124	-31%	0%
1994	36	35	21%	173	131	79%	209	166	-21%	0%
1995	30	25	18%	123	111	82%	153	136	-11%	0%
1996	38	30	22%	135	104	78%	173	134	-23%	0%
1997	54	57	26%	254	160	74%	308	217	-30%	0%
1998	135	83	24%	420	256	76%	555	339	-39%	1%
1999	127	100	24%	357	315	76%	484	415	-14%	1%
2000	162	145	27%	530	389	73%	692	534	-23%	1%
2001	233	162	30%	424	382	70%	657	544	-17%	1%
2002	180	145	31%	410	324	69%	590	469	-21%	1%
2003	213	176	39%	357	273	61%	570	449	-21%	1%
2004	282	209	35%	486	385	65%	768	594	-23%	1%
2005	386	265	40%	528	400	60%	914	665	-27%	1%
2006	525	344	39%	649	534	61%	1174	878	-25%	2%
2007	668	497	45%	680	598	55%	1348	1095	-19%	2%
2008	866	694	53%	745	625	47%	1611	1319	-18%	3%
2009	781	598	52%	608	558	48%	1389	1156	-17%	2%
2010	771	553	55%	528	450	45%	1299	1003	-23%	2%
2011	1093	798	58%	715	585	42%	1808	1383	-24%	3%
2012	1419	1052	59%	892	740	41%	2311	1792	-22%	4%
2013	1781	1424	63%	1015	842	37%	2796	2266	-19%	5%
2014	2263	1660	57%	1463	1233	43%	3726	2893	-22%	6%
2015	3148	2248	63%	1511	1343	37%	4659	3591	-23%	7%
2016	5300	3507	68%	1819	1646	32%	7119	5153	-28%	10%
2017	8302	5279	68%	2649	2520	32%	10951	7799	-29%	16%
2018	5981	6611	68%	1450	3105	32%	7431	9716	31%	19%
2019	58	3218	68%	26	1494	32%	84	4712	5510%	9%
2020		43	78%		12	22%	0	55	100%	0%
TOTAL GENERAL	35,033	30,119	60%	19,424	19,849	40%	54,457	49,968	-8%	100%
PORCENTAJE DE PARTICIPACIÓN POR TIPO DE ROBO Y POR AÑO.	64%	60%		36%	40%					

VEHÍCULOS ROBADOS AL SECTOR ASEGURADOR A NIVEL NACIONAL, POR TIPO DE TRANSPORTE, DURANTE EL PERIODO 01/01/2019-31/07/2019 Y SU COMPORTAMIENTO DURANTE EL MISMO PERIODO DE 2018.

TIPO DE TRANSPORTE	TOTAL SECTOR									
	CON VIOLENCIA			ESTACIONADO			TOTAL			
	2018	2019	% DE PART.	2018	2019	% DE PART.	2018	2019	% DE INCR.	% DEL TOT.
AUTOMOVILES	20,834	18,988	62%	11,229	11,750	38%	32,063	30,738	-4%	62%
COLECTIVO	7			2	6	100%	9	6	-33%	0%
MICROBUS	5	2	67%	2	1	33%	7	3	-57%	0%
MOTOCICLETAS	3,714	1,546	42%	1,965	2,149	58%	5,679	3,695	-35%	7%
OTROS	22	11	61%	3	7	39%		18	100%	0%
SUBTOTAL (EQUIPO LIGERO)	24,582	20,547	60%	13,201	13,913	40%	37,758	34,460	-9%	69%
AUTOBUS	40	38	75%	17	13	25%	57	51	-11%	0%
COMERCIAL	5,934	5,300	59%	4,328	3,719	41%	10,262	9,019	-12%	18%
CAMION HASTA 12.5 TON (7)	263	224	52%	189	210	48%	452	434	-4%	1%
CAMION HASTA 6.5 TON (4)	77	77	79%	13	21	21%	90	98	9%	0%
CAMION HASTA 7.5 TON (5)	71	44	83%	18	9	17%	89	53	-40%	0%
CAMION HASTA 9.5 TON (6)	313	233	62%	114	144	38%	427	377	-12%	1%
CAMION MAS DE 12.5 TON (8)	135	176	65%	98	96	35%	233	272	17%	1%
SEMIREMOLQUES	1,643	1,438	68%	684	691	32%	2,327	2,129	-9%	4%
TRACTOCAMIONES	1,975	2,042	66%	762	1,033	34%	2,737	3,075	12%	6%
SUBTOTAL (TRANSPORTE DE CARGA)	10,451	9,572	62%	6,223	5,936	38%	16,674	15,508	-7%	31%
TOTAL GENERAL	35,033	30,119	60%	19,424	19,849	40%	54,432	49,968	-8%	100%



**Oficina Coordinadora de
Riesgos Asegurados, S.C.**



24° Aniversario

Julio 2019



1

fppt.com



Oficina Coordinadora de Riesgos Asegurados



- ✓ **SISTEMA OCRA VIRTUAL.**
- ✓ **CONTENIDO DE LA BASE DE DATOS.**
- ✓ **COMPORTAMIENTO DEL ROBO A NIVEL NACIONAL.**





Oficina Coordinadora de Riesgos Asegurados



OCRA virtual es una base de datos de vehículos robados asegurados, a través de la cual, las aseguradoras afiliadas al sistema aportan y reciben información, vía internet.





Oficina Coordinadora de Riesgos Asegurados



CONTENIDO DE LA BASE DE
DATOS,
SISTEMA OCRA VIRTUAL,
1,300,367 REPORTE DE
VEHÍCULOS ROBADOS
ASEGURADOS.

JULIO 2019.

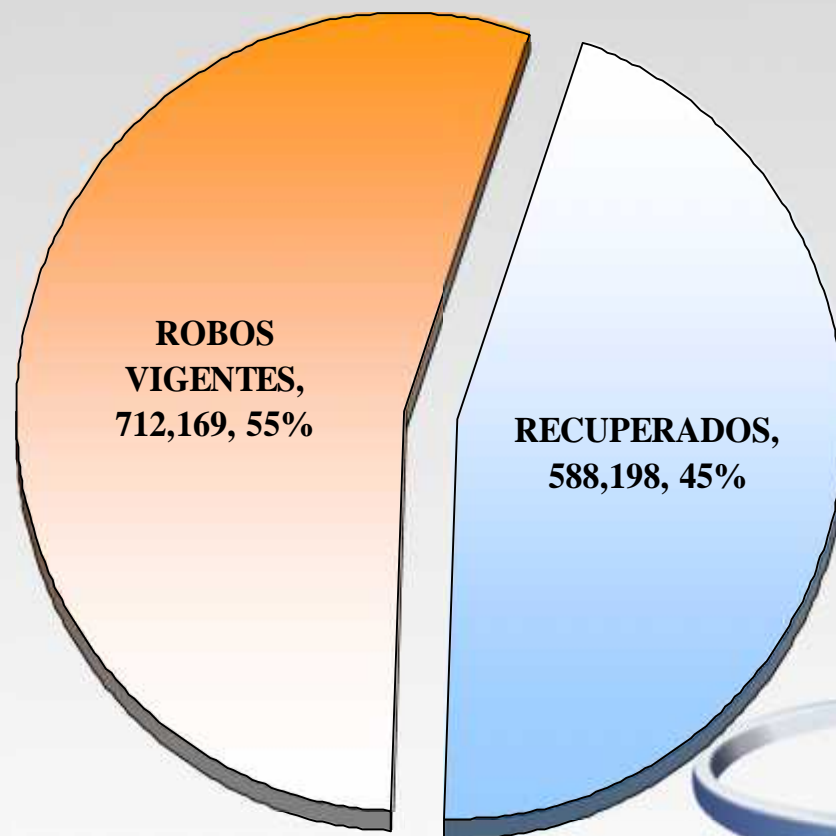




Oficina Coordinadora de Riesgos Asegurados



STATUS DE LOS REPORTES





Oficina Coordinadora de Riesgos Asegurados



VEHÍCULOS DEL SECTOR

ASEGURADOR,

ROBADOS Y RECUPERADOS

DURANTE 2019.





Oficina Coordinadora de Riesgos Asegurados



PERIODO: ENERO-JULIO DE 2018 vs ENERO-JULIO DE 2019, (actualizado al 31 de julio de 2019).

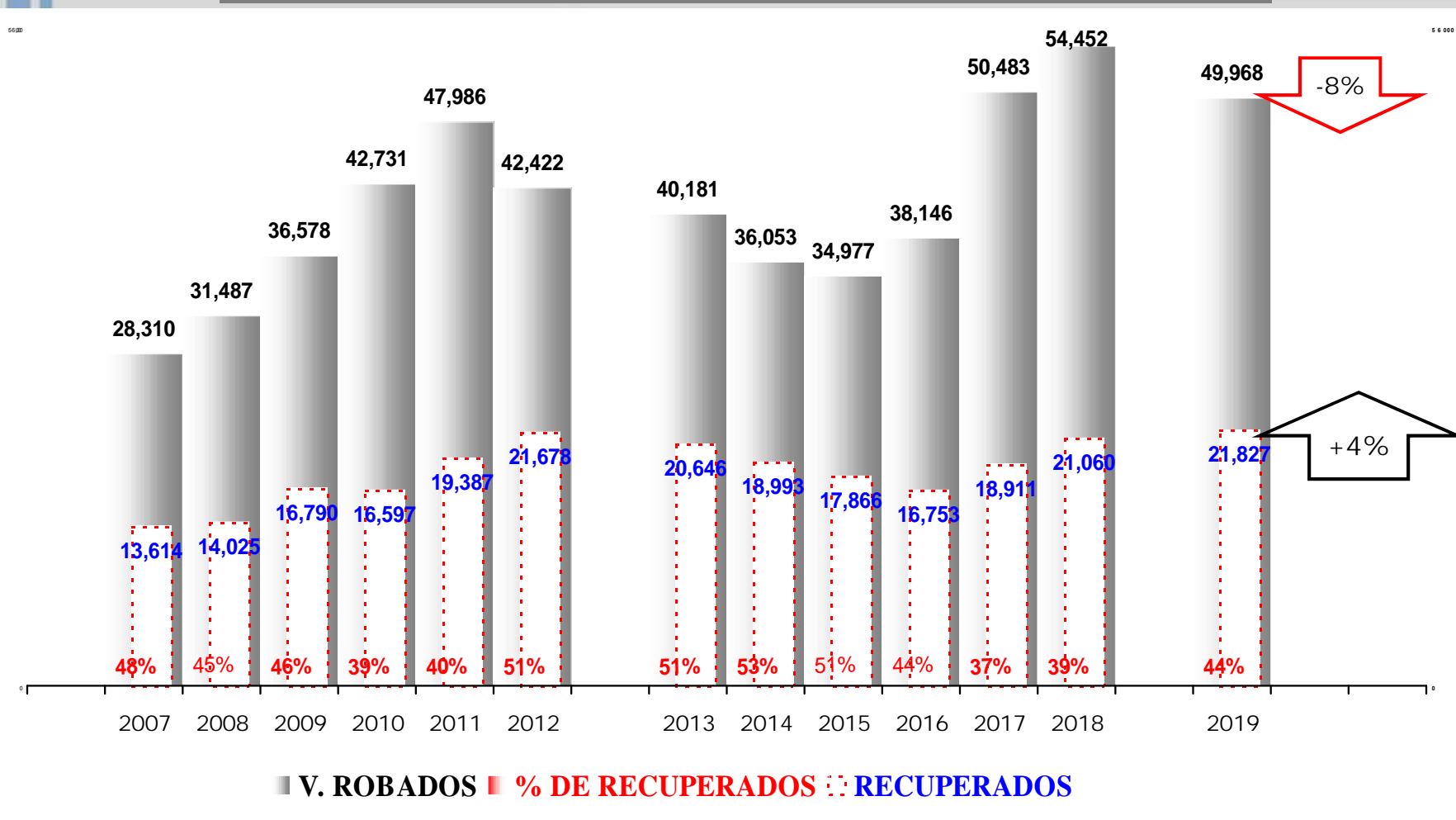
VEHICULOS ROBADOS							CON VIOLENCIA					VEHICULOS RECUPERADOS				
ESTADOS	2018	2019	% INCREMENTO	ROBO DIARIO	LUGAR	PART	2018	2019	INCR.	LUGAR	PART	ESTADOS	2018	2019	% INCREMENTO	RECUP DIARIO
EDO. DE MÉX.	15,435	13,774	-11%	65	1	28%	77%	71%	-6%	1	19%	EDO. DE MÉX.	4,489	4,139	-8%	20
JALISCO	6,671	7,389	11%	35	2	15%	55%	58%	3%	2	13%	JALISCO	2,822	2,908	3%	14
CDMX.	6,055	5,768	-5%	27	3	12%	57%	49%	-8%	3	8%	CDMX.	1,874	1,844	-2%	9
PUEBLA	3,820	3,411	-11%	16	4	7%	73%	71%	-3%	4	8%	PUEBLA	1,387	1,669	20%	8
GUANAJUATO	2,304	2,463	7%	12	5	5%	64%	66%	3%	5	6%	GUANAJUATO	1,082	1,361	26%	6
VERACRUZ	2,527	2,143	-15%	10	6	4%	62%	61%	-1%	6	6%	VERACRUZ	1,161	1,221	5%	6
SINALOA	1,869	1,540	-18%	7	7	3%	80%	77%	-3%	7	4%	MICHOACAN	934	877	-6%	4
MICHOACAN	1,837	1,526	-17%	7	8	3%	72%	63%	-9%	8	4%	NUEVO LEON	875	826	-6%	4
NUEVO LEON	1,527	1,472	-4%	7	9	3%	38%	39%	1%	9	3%	SINALOA	642	615	-4%	3
TABASCO	1,956	1,231	-37%	6	10	2%	69%	66%	-3%	10	3%	QUERETARO	431	594	38%	3
B. C. NORTE	1,107	1,079	-3%	5	11	2%	41%	38%	-2%	11	2%	HIDALGO	491	523	7%	2
QUERETARO	951	916	-4%	4	12	2%	37%	44%	7%	12	2%	TAMAULIPAS	657	507	-23%	2
MORELOS	737	772	5%	4	13	2%	63%	64%	1%	13	2%	TABASCO	349	493	41%	2
GUERRERO	998	713	-29%	3	14	1%	83%	76%	-7%	14	2%	GUERRERO	518	487	-6%	2
HIDALGO	711	681	-4%	3	15	1%	56%	51%	-5%	15	2%	B. C. NORTE	442	486	10%	2
CHIHUAHUA	745	595	-20%	3	16	1%	33%	31%	-2%	16	2%	TLAXCALA	268	387	44%	2
S. L. POTOSÍ	504	560	11%	3	17	1%	49%	41%	-8%	17	2%	CHIHUAHUA	380	360	-5%	2
TLAXCALA	589	555	-6%	3	18	1%	72%	68%	-4%	18	2%	MORELOS	308	351	14%	2
TAMAULIPAS	800	545	-32%	3	19	1%	71%	59%	-12%	19	1%	S. L. POTOSÍ	233	311	33%	1
SONORA	527	437	-17%	2	20	1%	34%	30%	-4%	20	1%	OAXACA	214	249	16%	1
Q. ROO	336	392	17%	2	21	1%	33%	27%	-6%	21	1%	SONORA	223	233	4%	1
CHIAPAS	526	363	-31%	2	22	1%	56%	50%	-6%	22	1%	CHIAPAS	177	214	21%	1
OAXACA	417	346	-17%	2	23	1%	67%	53%	-14%	23	1%	AGSCS.	152	189	24%	1
COAHUILA	351	316	-10%	1	24	1%	56%	37%	-19%	24	1%	Q. ROO	155	174	12%	1
AGSCS.	326	305	-6%	1	25	1%	31%	31%	0%	25	1%	COAHUILA	146	163	12%	1
COLIMA	116	126	9%	1	26	0%	49%	20%	-29%	26	1%	ZACATECAS	129	128	-1%	1
DURANGO	162	117	-28%	1	27	0%	55%	57%	2%	27	1%	NAYARIT	134	118	-12%	1
YUCATAN	143	114	-20%	1	28	0%	25%	26%	1%	28	1%	COLIMA	96	115	20%	1
ZACATECAS	107	111	4%	1	29	0%	64%	66%	2%	29	0%	DURANGO	118	91	-23%	0
NAYARIT	122	92	-25%	0	30	0%	51%	47%	-4%	30	0%	CAMPECHE	57	81	42%	0
CAMPECHE	93	55	-41%	0	32	0%	37%	29%	-7%	31	0%	YUCATAN	66	57	-14%	0
B. C. SUR	72	55	-24%	0	31	0%	26%	25%	-1%	32	0%	B. C. SUR	44	41	-7%	0
OTROS	9	6	-33%	0								OTROS	6	15	150%	0
TOT. NACIONAL.	54,452	49,968	-8%	236			64%	60%	-4%			TOT. NACIONAL.	21,060	21,827	4%	103
PROM. MENSUAL	7,779	7,138	DECREMENTO EN 25 EDOS.									PROM. MENSUAL	3,009	3,118	DECREMENTO EN 13	



Oficina Coordinadora de Riesgos Asegurados



ENERO-JULIO DE CADA AÑO, TOTAL NACIONAL

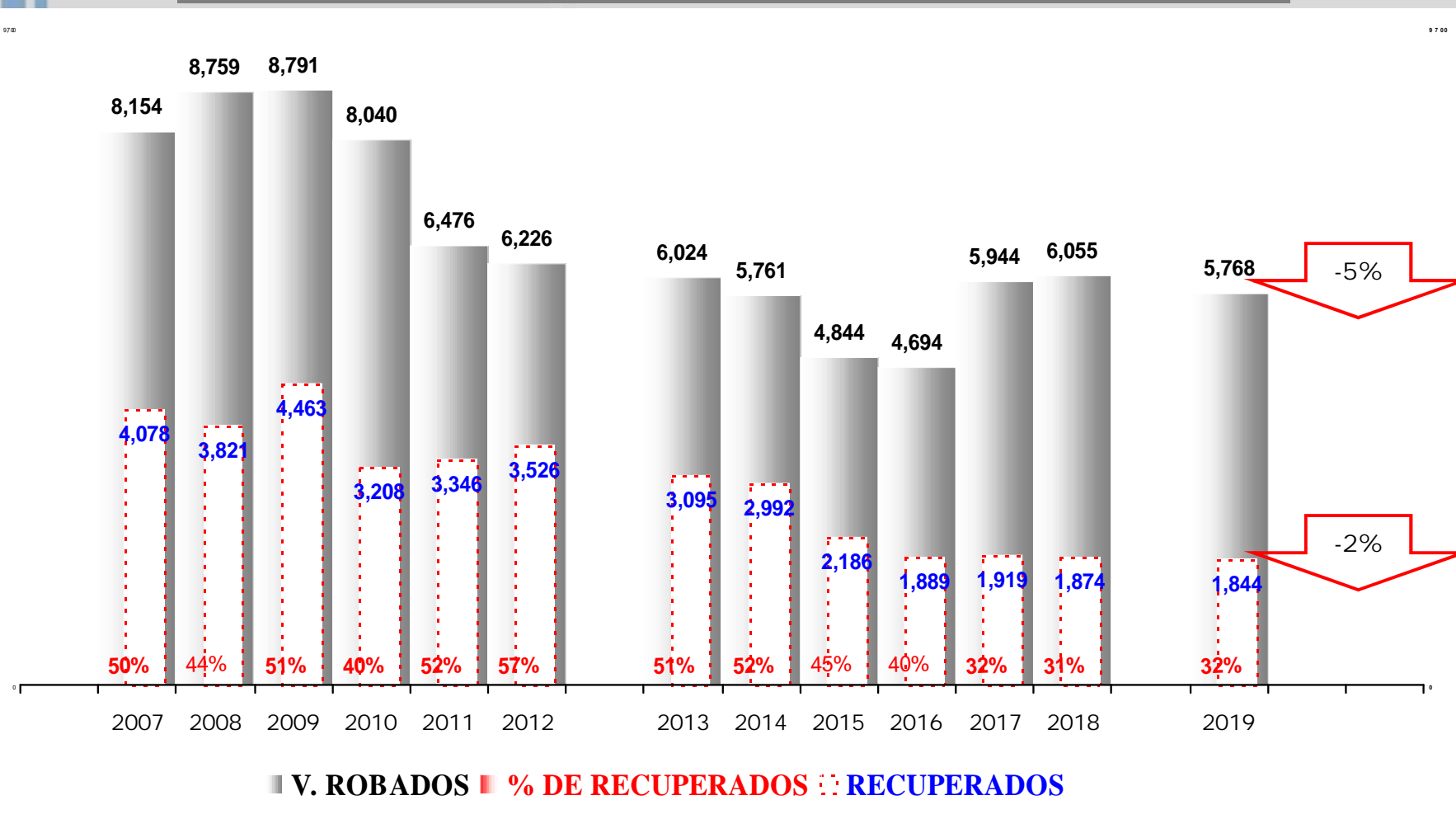




Oficina Coordinadora de Riesgos Asegurados



ENERO-JULIO DE CADA AÑO, CIUDAD DE MÉXICO

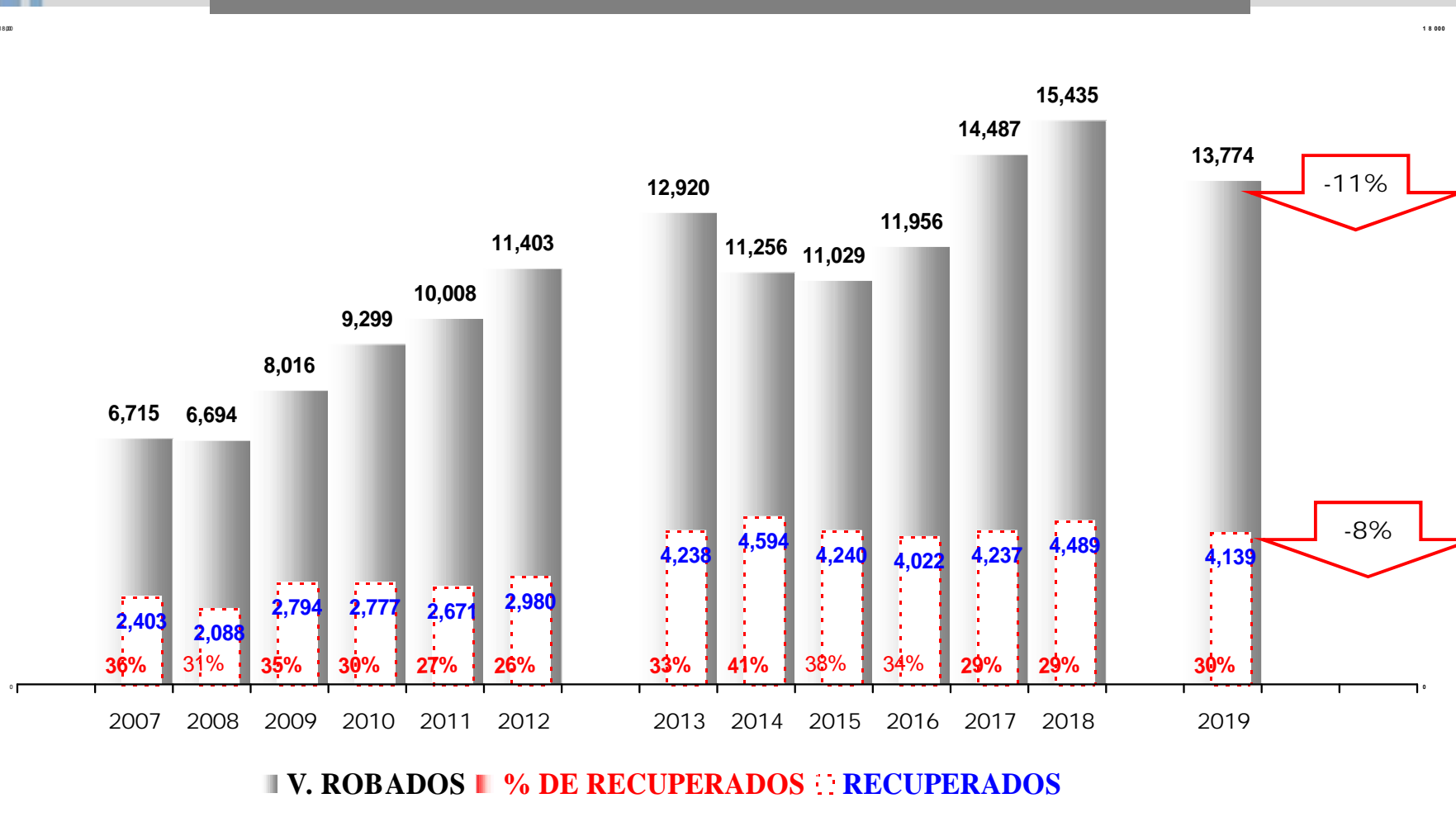




Oficina Coordinadora de Riesgos Asegurados



ENERO-JULIO DE CADA AÑO, EDO. DE MÉXICO

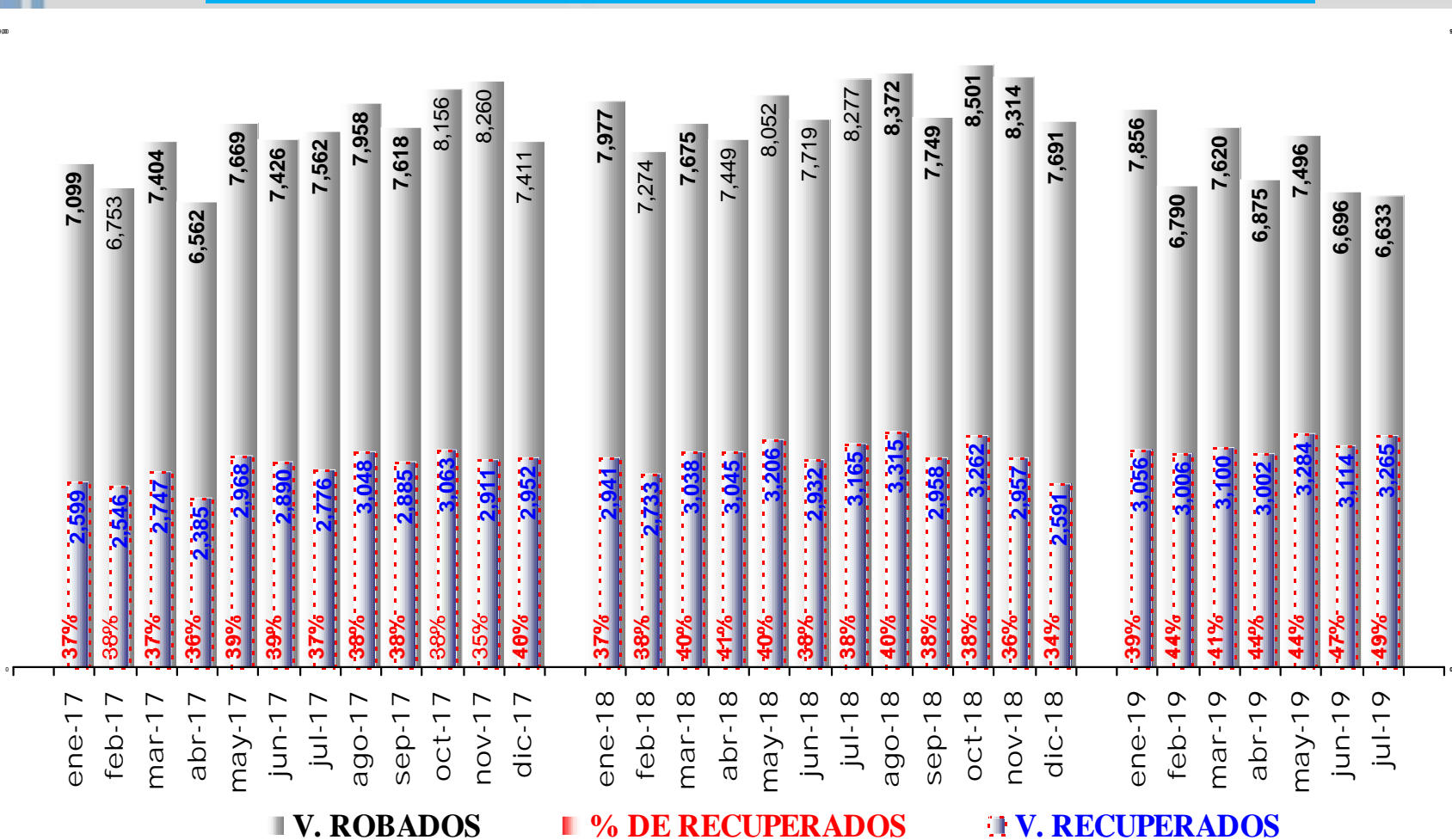




Oficina Coordinadora de Riesgos Asegurados



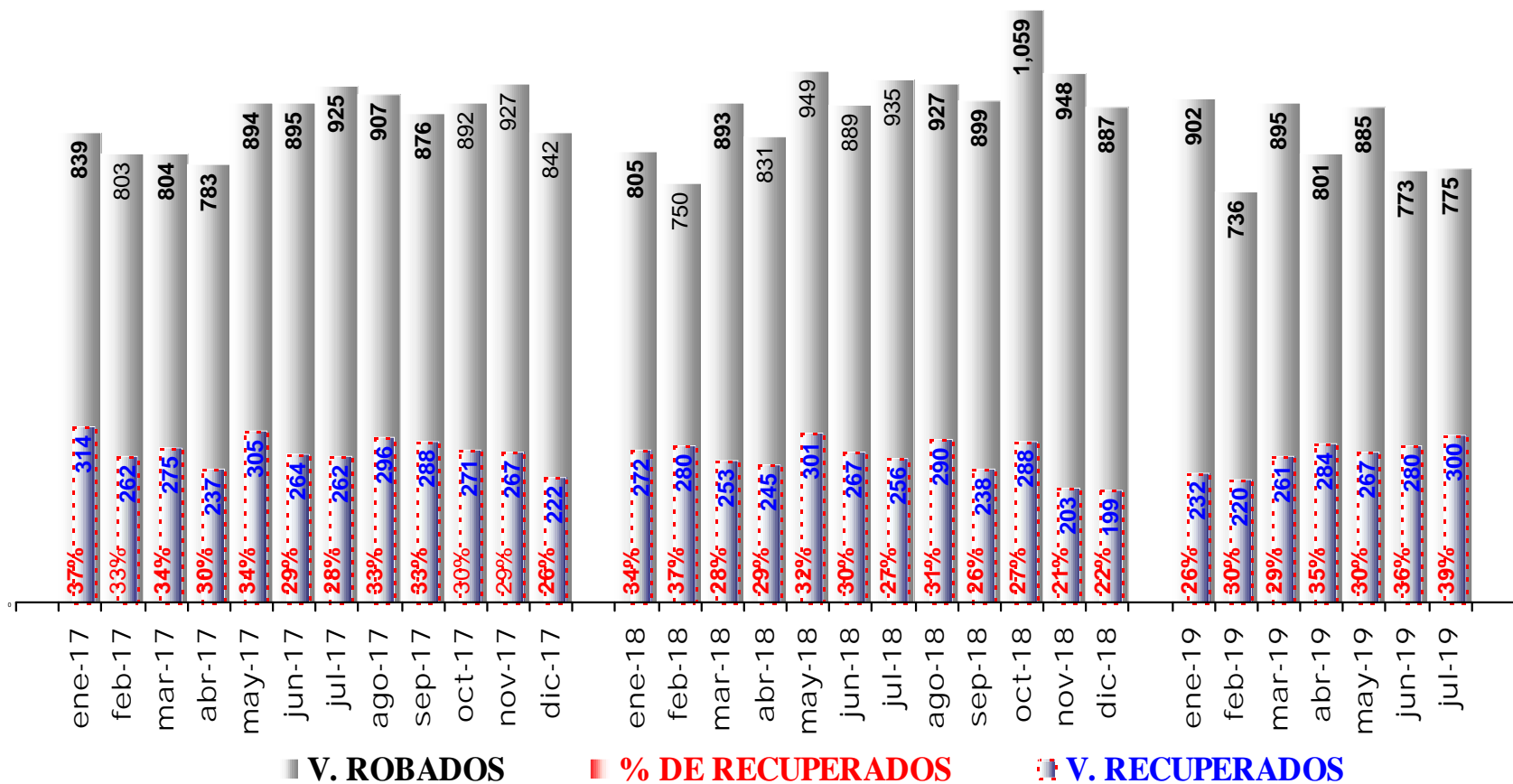
POR MES, 2017, 2018, 2019, TOTAL NACIONAL



POR MES, 2017, 2018, 2019, CIUDAD DE MÉXICO

120

120

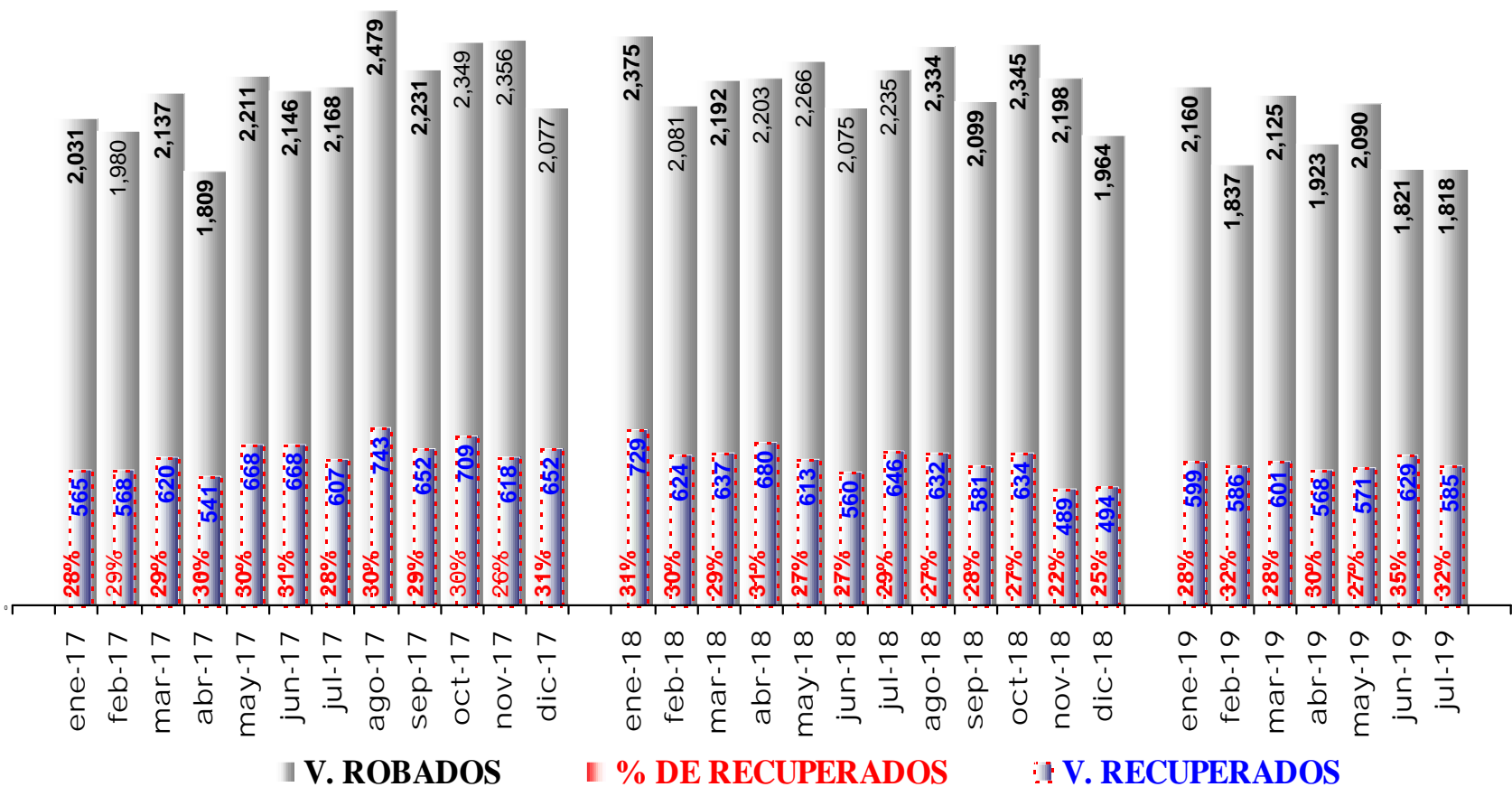




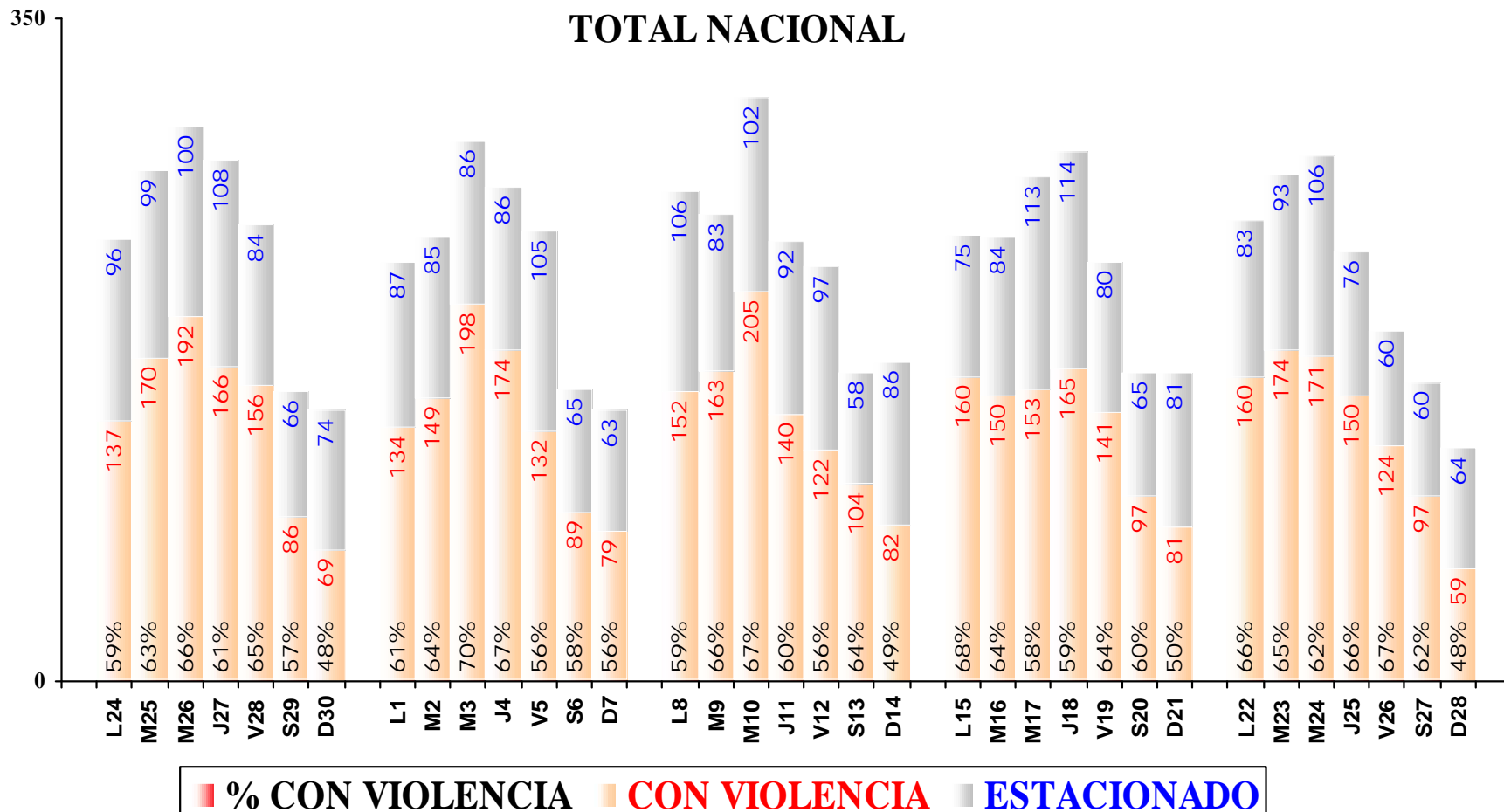
Oficina Coordinadora de Riesgos Asegurados



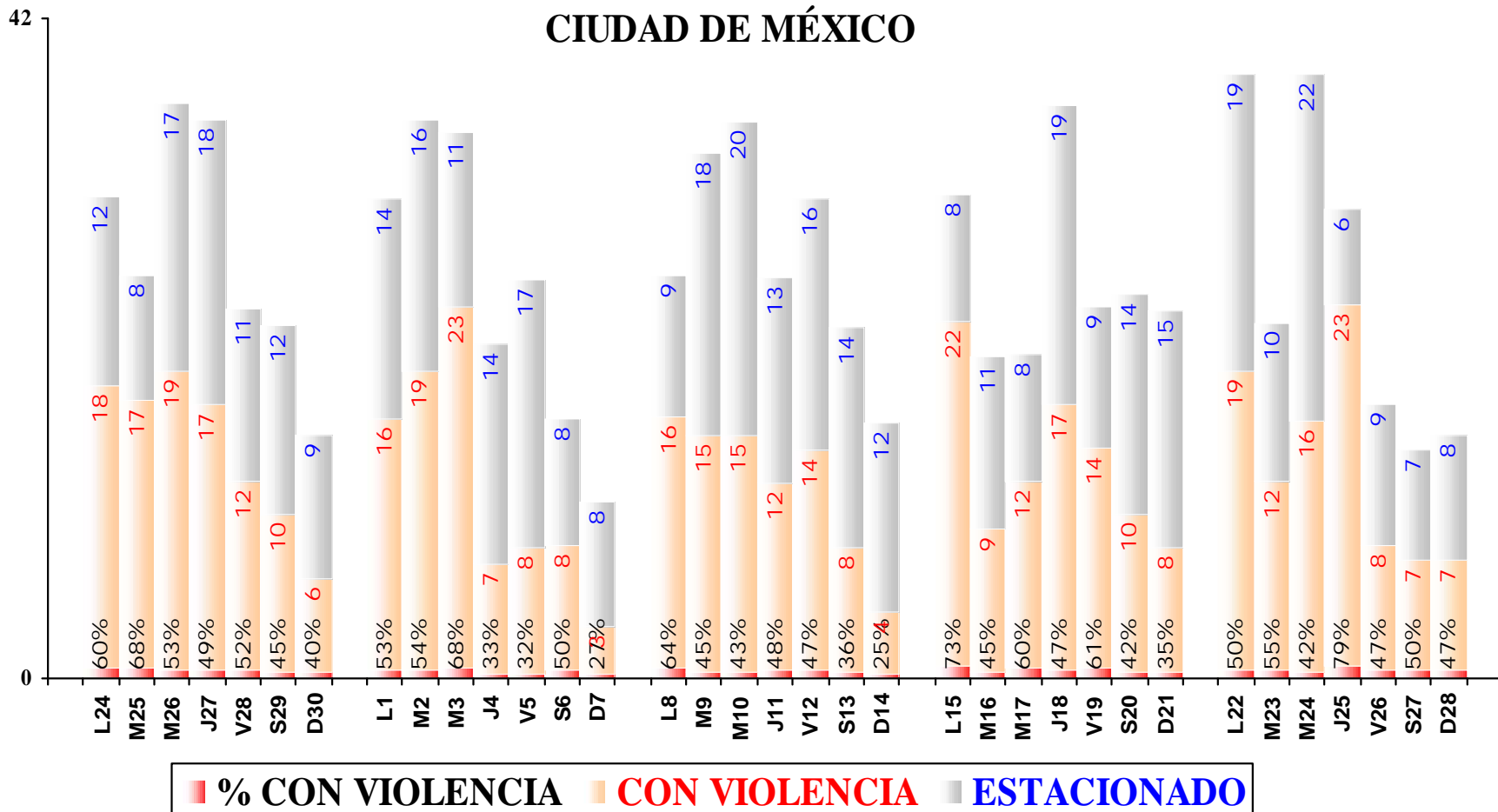
POR MES, 2017, 2018, 2019, ESTADO DE MÉXICO



110

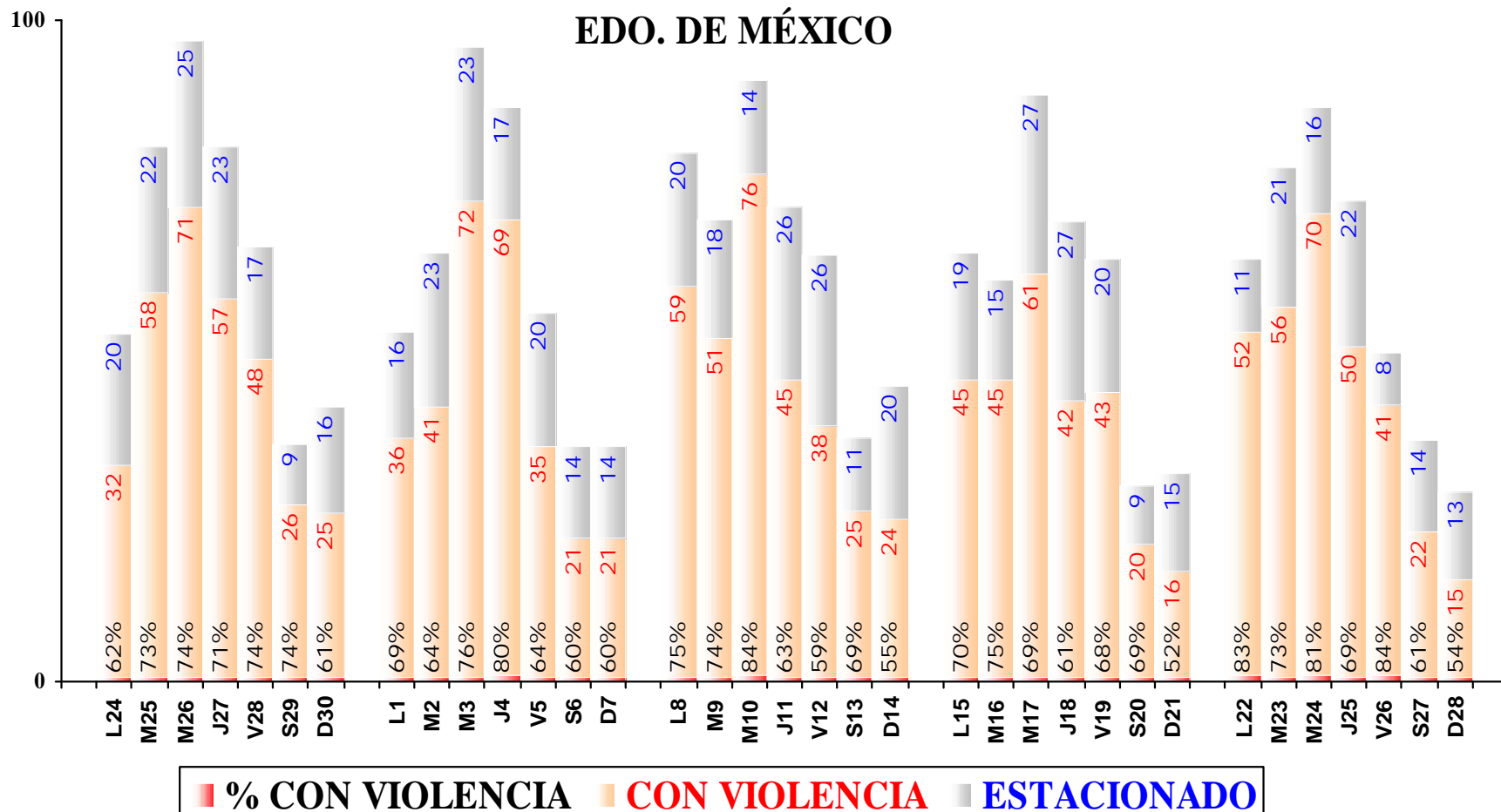


(Lunes 24 de junio al Domingo 28 de julio de 2019).



■ % CON VIOLENCIA ■ CON VIOLENCIA ■ ESTACIONADO

(Lunes 24 de junio al Domingo 28 de julio de 2019).



■ % CON VIOLENCIA ■ CON VIOLENCIA ■ ESTACIONADO

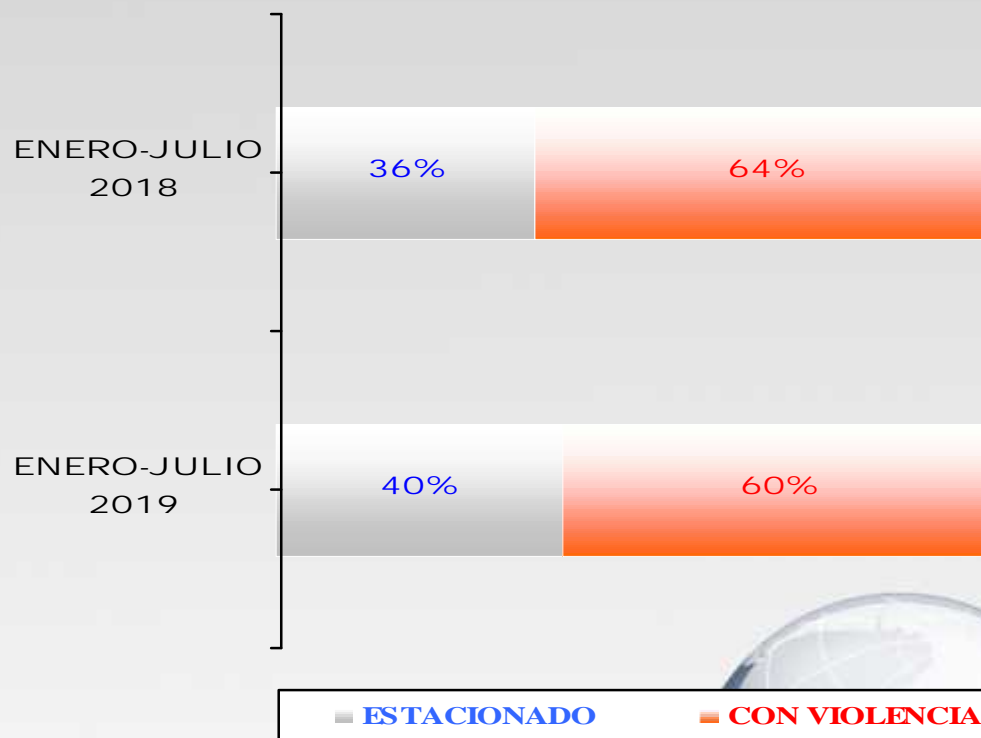
(Lunes 24 de junio al Domingo 28 de julio de 2019).



Oficina Coordinadora de Riesgos Asegurados



El Robo con Violencia a NIVEL NACIONAL, DISMINUYÓ 4 puntos porcentuales

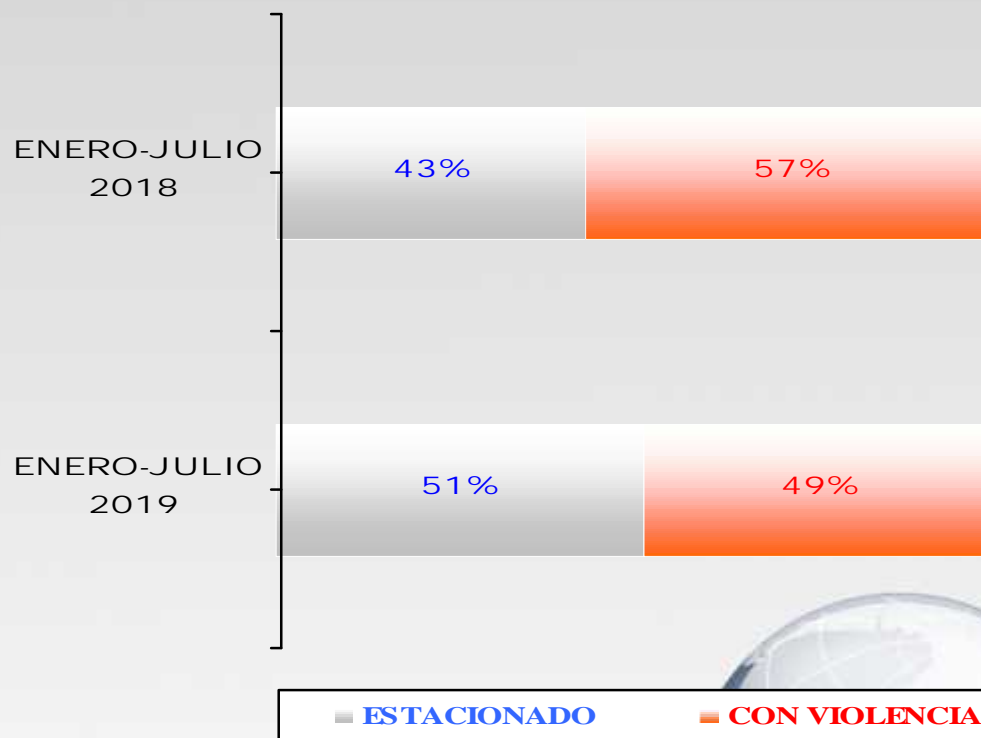




Oficina Coordinadora de Riesgos Asegurados



El Robo con Violencia en la CDMX, DISMINUYÓ 8 puntos porcentuales

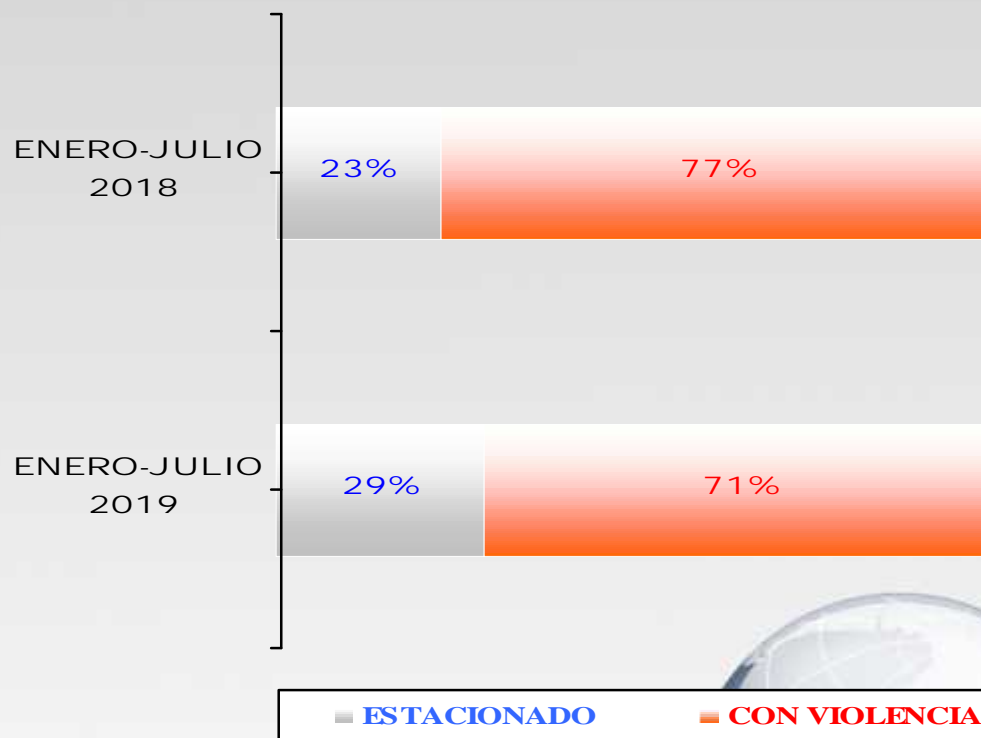




Oficina Coordinadora de Riesgos Asegurados



El Robo con Violencia en el EDO. de MÉX., DISMINUYÓ 6 puntos porcentuales





Oficina Coordinadora de Riesgos Asegurados



Robo por Tipos de transporte a Nivel Nacional



Enero-Julio de 2019.






Oficina Coordinadora de Riesgos Asegurados



Robo por Tipos de transporte en la CDMX



■ CON VIOLENCIA
■ ESTACIONADO

Enero-Julio de 2019.





Oficina Coordinadora de Riesgos Asegurados



Robo por Tipos de transporte en el EDO. DE MÉX.



Enero-Julio de 2019.

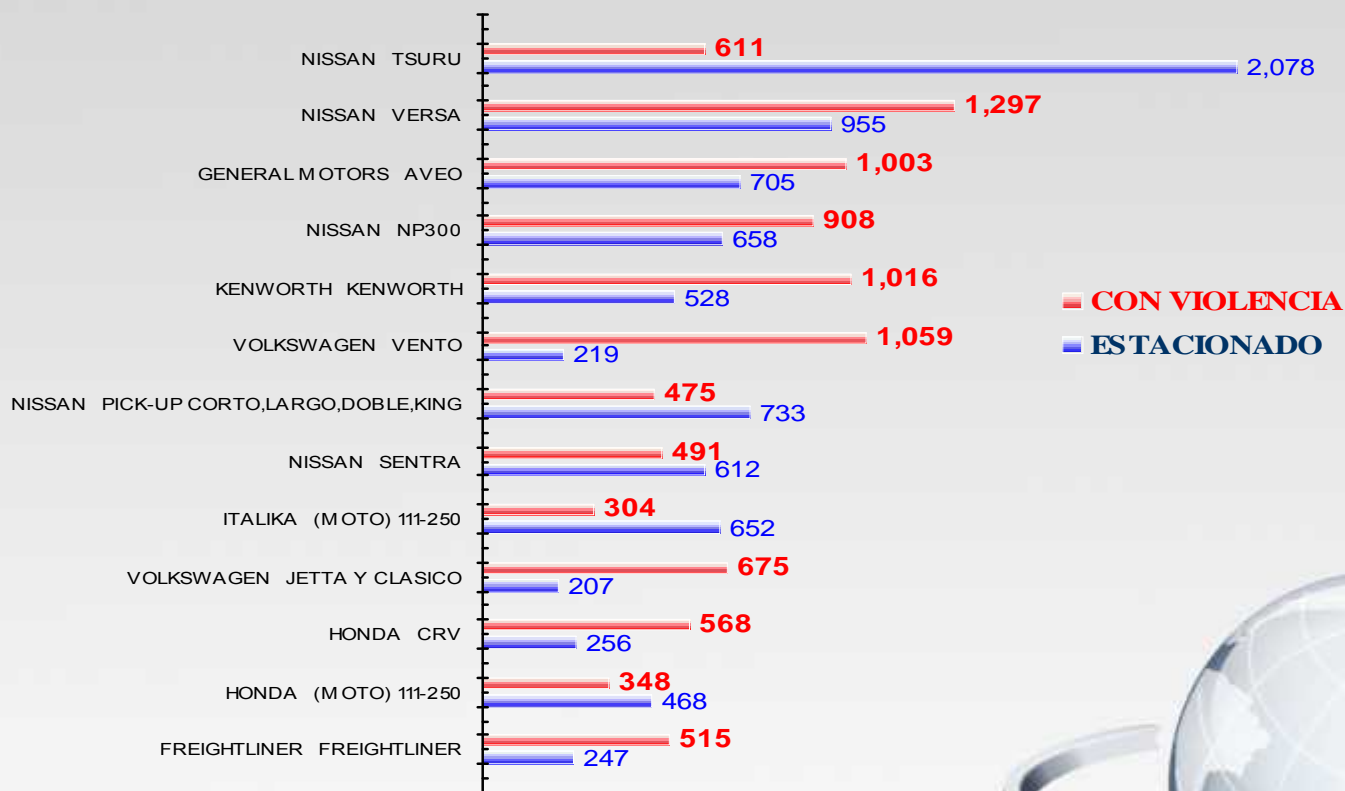




Oficina Coordinadora de Riesgos Asegurados



12 Tipos de Vehículos más robados a NIVEL NACIONAL.



Enero-Julio de 2019.

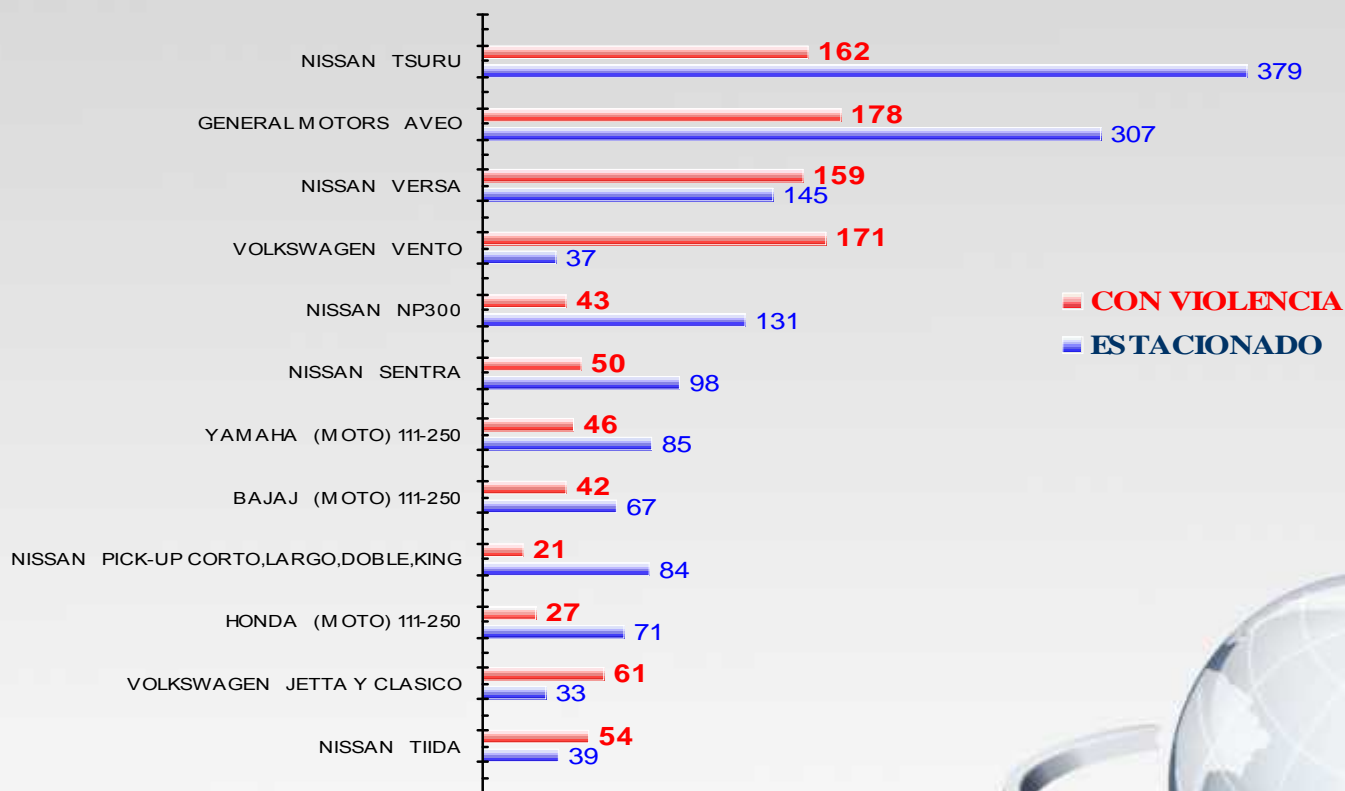




Oficina Coordinadora de Riesgos Asegurados



12 Tipos de Vehículos más robados en la CDMX.



Enero-Julio de 2019.

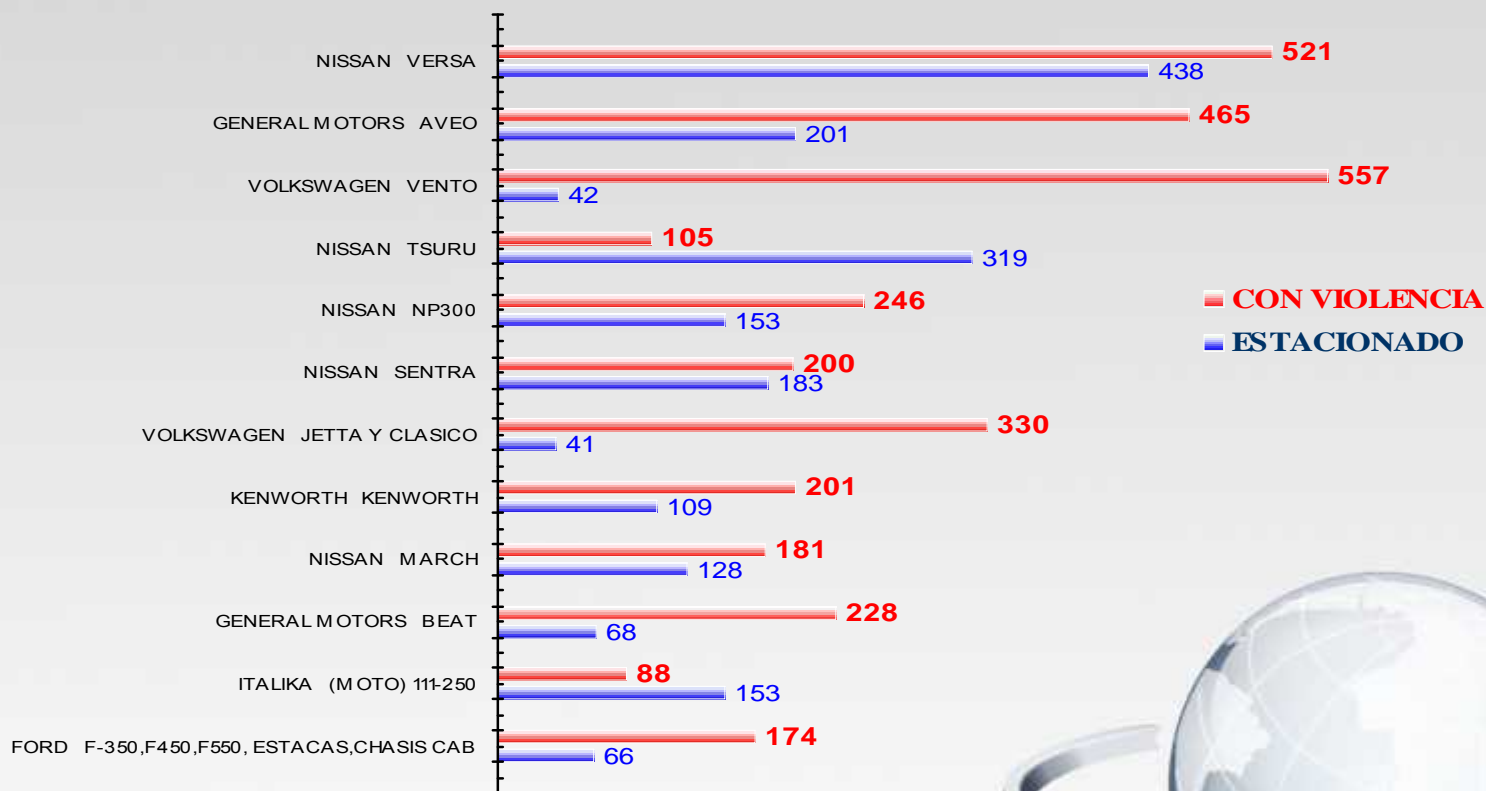




Oficina Coordinadora de Riesgos Asegurados



12 Tipos de Vehículos más robados en el EDO. DE MÉX.



Enero-Julio de 2019.

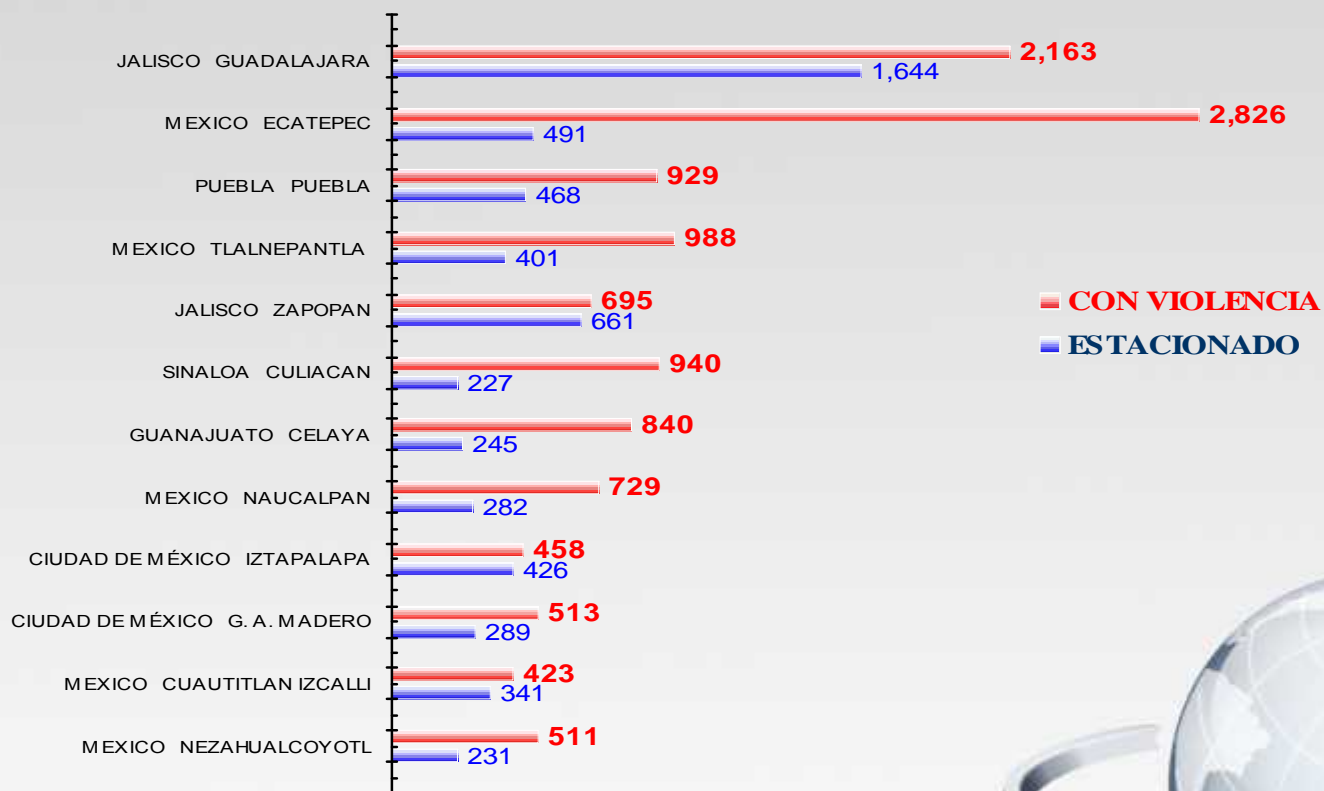




Oficina Coordinadora de Riesgos Asegurados



Municipios a NIVEL NACIONAL con mayor cantidad de robos



Enero-Julio de 2019.

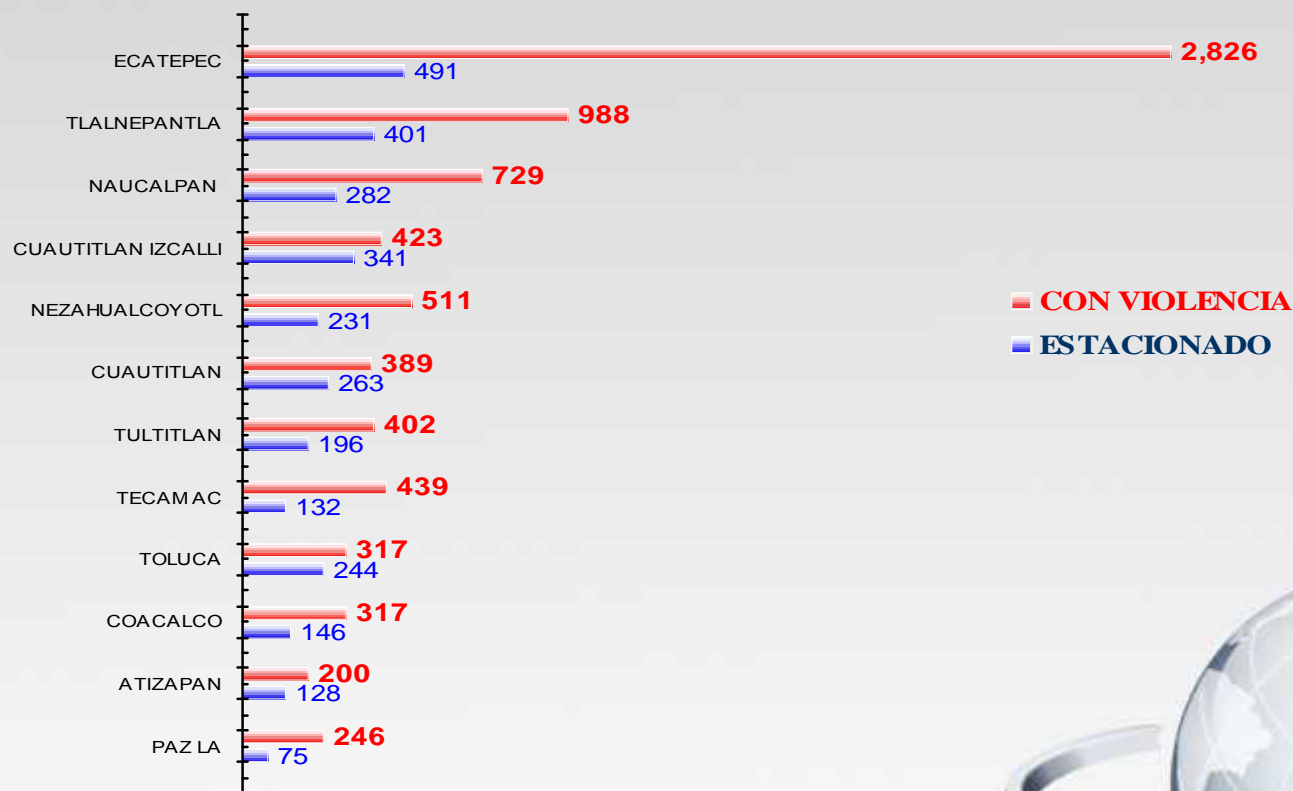




Oficina Coordinadora de Riesgos Asegurados



Municipios en el EDO. DE MÉXICO con mayor cantidad de robos



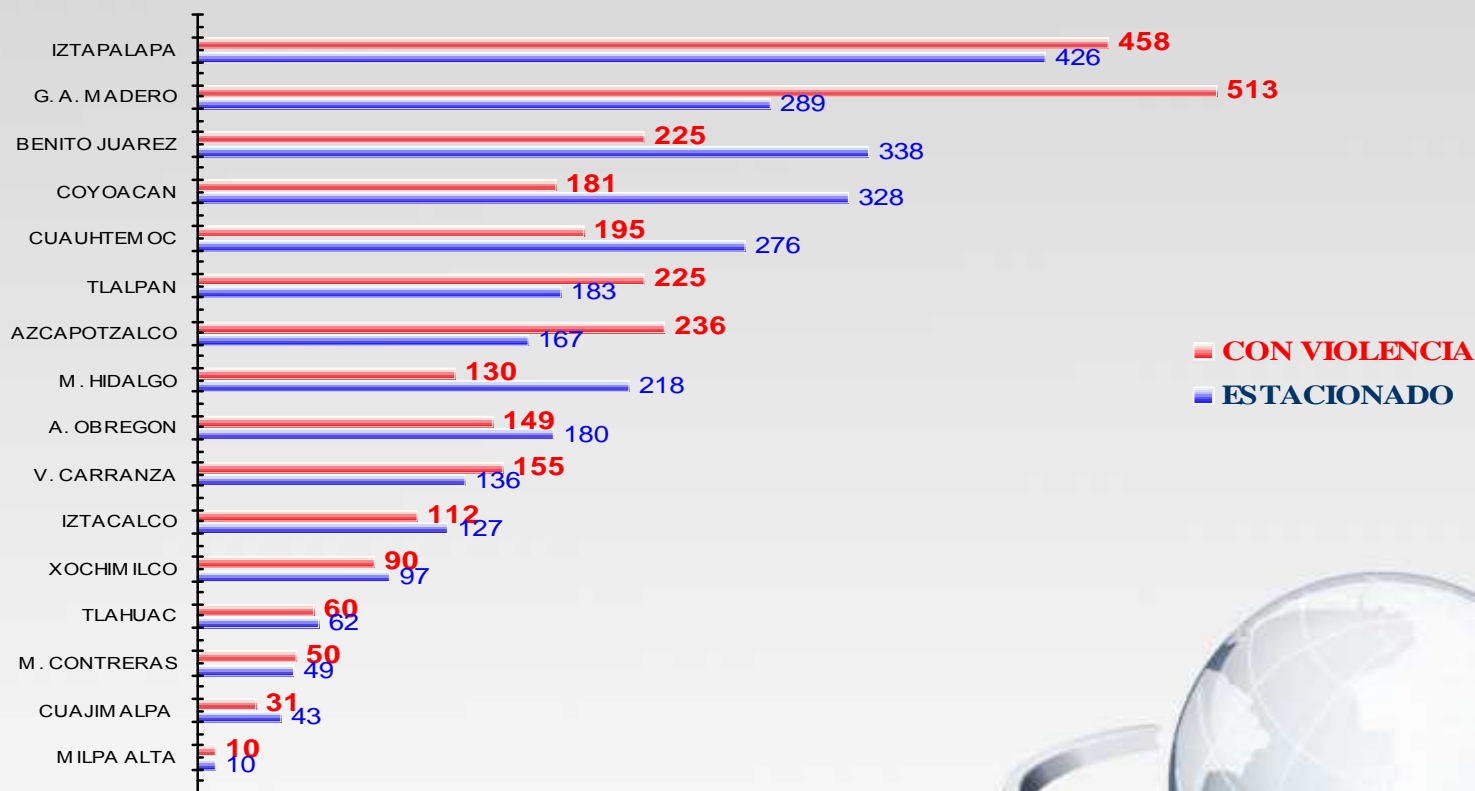
Enero-Julio de 2019.



Oficina Coordinadora de Riesgos Asegurados



Alcaldías de la CDMX por cantidad de robos



Enero-Julio de 2019.



Oficina Coordinadora de Riesgos Asegurados



EN PROMEDIO,
A NIVEL NACIONAL,
EL 19% DE LOS VEHÍCULOS
RECUPERADOS,
FUERON ROBADOS EN ESTADOS
DIFERENTES AL DE RECUPERACIÓN,
O
RECUPERADOS EN ESTADOS
DIFERENTES AL DEL ROBO.





Oficina Coordinadora de Riesgos Asegurados



EL **27%** DE LOS VEHÍCULOS
RECUPERADOS EN LA CDMX.,
FUERON ROBADOS EN OTROS
ESTADOS,
Y
EL **35%** DE LOS VEHÍCULOS
ROBADOS EN LA CDMX.,
FUERON RECUPERADOS EN OTROS
ESTADOS.



V. Robados, llevados a la CDMX. y de la CDMX. a otros Edos.

VEHÍCULOS RECUPERADOS EN EL PERIODO 01/ENERO/2019 AL 31/JULIO/2019.

21,822 VEHÍCULOS HAN SIDO RECUPERADOS A NIVEL NACIONAL DURANTE 2019, (ROBADOS A NIVEL NACIONAL, EN 2019 Y ANTES).

ROBADOS EN:	AÑO DE ROBO		SUMA	%	RECUPERADOS EN:
	2019	ANTES DE 2019			
CHIAPAS		2	2	0.11%	C D M X
CHIHUAHUA		1	1	0.05%	
CIUDAD DE MÉXICO	832	523	1355	73.48%	
COLIMA		1	1	0.05%	
DESCONOCIDO		2	2	0.11%	
GUANAJUATO		3	3	0.16%	
GUERRERO		5	5	0.27%	
HIDALGO	1	3	4	0.22%	
JALISCO	5	3	8	0.43%	
MEXICO	238	184	422	22.89%	
MICHOACAN		2	2	0.11%	
MORELOS	3	6	9	0.49%	
NUEVO LEON		3	3	0.16%	
OAXACA		3	3	0.16%	
PUEBLA	1	6	7	0.38%	
QUERETARO	1	3	4	0.22%	
QUINTANA ROO		2	2	0.11%	
SINALOA		2	2	0.11%	
TABASCO		2	2	0.11%	
TAMAULIPAS	1		1	0.05%	
TLAXCALA	1	2	3	0.16%	
VERACRUZ		3	3	0.16%	
				0.00%	
TOTAL	1,083	761	1,844	100.00%	1,844

EL **27%** DE LOS VEHÍCULOS RECUPERADOS EN LA **CDMX.** **FUÉ ROBADO EN OTROS ESTADOS.**

ROBADOS EN:	RECUPERADOS EN:	AÑO DE ROBO		SUMA	%
		2019	ANTES DE 2019		
C D M X	AGUASCALIENTES	1	2	3	0.14%
	CAMPECHE	1	8	9	0.43%
	CHIAPAS		19	19	0.91%
	CHIHUAHUA		1	1	0.05%
	CIUDAD DE MÉXICO	832	523	1,355	64.71%
	COLIMA	1	3	4	0.19%
	DESCONOCIDO		1	1	0.05%
	DURANGO	1	2	3	0.14%
	GUANAJUATO	2	21	23	1.10%
	GUERRERO	5	26	31	1.48%
	HIDALGO	9	41	50	2.39%
	JALISCO	3	21	24	1.15%
	MEXICO	195	116	311	14.85%
	MICHOACAN		14	14	0.67%
	MORELOS	8	28	36	1.72%
	NUEVO LEON	2	1	3	0.14%
	OAXACA	2	17	19	0.91%
	PUEBLA	10	29	39	1.86%
	QUERETARO	5	31	36	1.72%
	QUINTANA ROO		9	9	0.43%
	SAN LUIS POTOSI	2	5	7	0.33%
	SINALOA		10	10	0.48%
	SONORA		1	1	0.05%
	TABASCO	2	15	17	0.81%
	TAMAULIPAS		3	3	0.14%
	TLAXCALA	3	12	15	0.72%
	VERACRUZ	6	37	43	2.05%
YUCATAN		3	3	0.14%	
ZACATECAS		5	5	0.24%	
				0.00%	
				0.00%	
TOTAL	2,094	1,090	1,004	2,094	100.00%

EL **35%** DE LOS VEHÍCULOS ROBADOS EN LA **CDMX.** **FUÉ RECUPERADO EN OTROS ESTADOS.**



Oficina Coordinadora de Riesgos Asegurados



EL **12%** DE LOS VEHÍCULOS
RECUPERADOS EN EL EDO. DE MÉXICO.,
FUERON ROBADOS EN OTROS
ESTADOS,
Y
EL **27%** DE LOS VEHÍCULOS
ROBADOS EN EL EDO. DE MÉXICO.,
FUERON RECUPERADOS EN OTROS
ESTADOS.



V. Robados, llevados al EDO. MÉX. y del EDO. MEX. a otros Edos.

VEHÍCULOS RECUPERADOS EN EL PERIODO 01/ENERO/2019 AL 31/JULIO/2019.

21,822 VEHÍCULOS HAN SIDO RECUPERADOS A NIVEL NACIONAL DURANTE 2019, (ROBADOS A NIVEL NACIONAL, EN 2019 Y ANTES).

ROBADOS EN:	AÑO DE ROBO		SUMA	%	RECUPERADOS EN:
	2019	ANTES DE 2019			
AGUASCALIENTES	1	1	2	0.05%	ESTADICO DE MEXICO
BAJA CALIFORNIA	1		1	0.02%	
BAJA CALIFORNIA SUR	1		1	0.02%	
CHIAPAS		1	1	0.02%	
CIUDAD DE MÉXICO	195	116	311	7.51%	
COAHUILA		1	1	0.02%	
DESCONOCIDO	1	3	4	0.10%	
DURANGO		1	1	0.02%	
GUANAJUATO	3	3	6	0.14%	
GUERRERO		5	5	0.12%	
HIDALGO	16	10	26	0.63%	
JALISCO	6	10	16	0.39%	
EDO. DE MÉXICO	2701	948	3649	88.16%	
MICHOACAN	4	4	8	0.19%	
MORELOS	4	8	12	0.29%	
NAYARIT		1	1	0.02%	
NUEVO LEON	4	2	6	0.14%	
OAXACA		3	3	0.07%	
PUEBLA	16	7	23	0.56%	
QUERETARO	14	5	19	0.46%	
QUINTANA ROO	1		1	0.02%	
SINALOA		1	1	0.02%	
TABASCO		2	2	0.05%	
TAMAULIPAS	1	1	2	0.05%	
TLAXCALA	6	4	10	0.24%	
VERACRUZ	14	12	26	0.63%	
YUCATAN	1		1	0.02%	
				0.00%	
				0.00%	
				0.00%	
				0.00%	
				0.00%	
				0.00%	
				0.00%	
TOTAL	2,990	1,149	4,139	100.00%	4,139

EL 12% DE LOS VEHÍCULOS RECUPERADOS EN EL EDO. DE MÉXICO, FUÉ ROBADO EN OTROS ESTADOS.

ROBADOS EN:	RECUPERADOS EN:	AÑO DE ROBO		SUMA	%
		2019	ANTES DE 2019		
ESTADICO DE MEXICO	AGUASCALIENTES	1	5	6	0.12%
	BAJA CALIFORNIA	1		1	0.02%
	BAJA CALIFORNIA SUR		3	3	0.06%
	CAMPECHE		12	12	0.24%
	CHIAPAS	1	21	22	0.44%
	CHIHUAHUA	1	1	2	0.04%
	CIUDAD DE MÉXICO	238	184	422	8.43%
	COAHUILA		9	9	0.18%
	COLIMA		7	7	0.14%
	DURANGO		5	5	0.10%
	GUANAJUATO	12	78	90	1.80%
	GUERRERO	5	47	52	1.04%
	HIDALGO	41	141	182	3.64%
	JALISCO	6	27	33	0.66%
	EDO. DE MÉXICO	2,701	948	3,649	72.94%
	MICHOACAN	7	25	32	0.64%
	MORELOS	4	27	31	0.62%
	NAYARIT	2	2	4	0.08%
	NUEVO LEON	2	3	5	0.10%
	OAXACA	2	27	29	0.58%
	PUEBLA	33	39	72	1.44%
	QUERETARO	17	93	110	2.20%
	QUINTANA ROO	2	17	19	0.38%
	SAN LUIS POTOSÍ		17	17	0.34%
	SAN SALVADOR		1	1	0.02%
SINALOA		11	11	0.22%	
SONORA	1		1	0.02%	
TABASCO		12	12	0.24%	
TAMAULIPAS		14	14	0.28%	
TLAXCALA	4	41	45	0.90%	
VERACRUZ	7	87	94	1.88%	
YUCATAN		7	7	0.14%	
ZACATECAS		4	4	0.08%	
				0.00%	
				0.00%	
TOTAL	3,087	1,916	5,003	100.00%	

EL 27% DE LOS VEHÍCULOS ROBADOS EN EL EDO. DE MÉXICO, FUÉ RECUPERADO EN OTROS ESTADOS.



**Oficina Coordinadora de
Riesgos Asegurados, S.C.**



24° Aniversario

Julio 2019



34

fppt.com