

COMPORTAMIENTO DEL ROBO Y LA RECUPERACIÓN DE VEHÍCULOS ASEGURADOS A NIVEL NACIONAL, (INFORMACIÓN ACTUALIZADA AL 31/DICIEMBRE/2021).

ARCHIVO	CONTENIDO DE ARCHIVO
0_ROBO_Y_RECUP_EDOS_1_12_21.xlsx	VEHÍCULOS: <u>ROBADOS Y RECUPERADOS</u> , LUGAR DE CADA EDO. POR CANTIDAD DE VEHÍCULOS, % DE INCREMENTO Y/O DECREMENTO, % DEL ROBO CON VIOLENCIA, % DE PARTICIPACIÓN, MOVIMIENTOS DIARIOS, PERIODO 01/01/2021 AL 31/12/2021 VS MISMO PERIODO DE 2020.
1_ROB_Y_REC_X_MES_A_DIC21.xlsx	VEHÍCULOS <u>ROBADOS Y RECUPERADOS POR MES Y ENTIDAD FEDERATIVA</u> , DURANTE EL 01/01/2021 AL 31/12/2021.
1A2_ROB_X_PDO_1_12_21_OTRO.xlsx	VEHÍCULOS <u>ROBADOS POR ENTIDAD FEDERATIVA</u> , DURANTE EL 01/01/2021 AL 31/12/2021 Y SU COMPORTAMIENTO EN AÑOS ANTERIORES EN EL MISMO PERIODO.
3A4_REC_X_PDO_1_12_21_OTRO.xlsx	VEHÍCULOS <u>RECUPERADOS POR ENTIDAD FEDERATIVA</u> , DURANTE EL 01/01/2021 AL 31/12/2021 Y SU COMPORTAMIENTO EN AÑOS ANTERIORES EN EL MISMO PERIODO.
5A6_ROB_TOT_TR_MPIOS_1_12_311221.xlsx	VEHÍCULOS <u>ROBADOS, ESTACIONADOS Y CON VIOLENCIA, POR MUNICIPIO A NIVEL NACIONAL</u> , DURANTE EL PERIODO 01/01/2021 AL 31/12/2021 Y SU COMPORTAMIENTO <u>VS</u> MISMO PERIODO DE 2020.
7_REC_ROB_1_12_21.xlsx	VEHÍCULOS <u>RECUPERADOS</u> AL SECTOR ASEGURADOR DURANTE EL PERIODO 01/01/2021 AL 31/12/2021, <u>POR ENTIDAD FEDERATIVA DE ROBO Y RECUPERACIÓN</u> , A NIVEL NACIONAL, (ANEXO CUADRO INTERPRETATIVO).
8_ROB_TOT_TR_MYT_1_12_311221.xlsx 8_ROB_CDMX_TR_MYT_1_12_311221.xlsx 8_ROB_EDOMEX_TR_MYT_1_12_311221.xlsx	VEHÍCULOS <u>ROBADOS POR MARCA Y TIPO, POR SU TIPO DE ROBO (CON VIOLENCIA Y ESTACIONADOS) A NIVEL NACIONAL, CDMX Y EDO. DE MÉXICO</u> , DURANTE EL PERIODO 01/01/2021 AL 31/12/2021 Y SU COMPORTAMIENTO <u>VS</u> MISMO PERIODO DE 2020.
9_1_12_21_ROB_TODOS_MUNI.xlsx	VEHÍCULOS <u>ROBADOS POR MUNICIPIO A NIVEL NACIONAL</u> , DURANTE EL PERIODO 01/01/2021 AL 31/12/2021 Y SU COMPORTAMIENTO EN 2017, 2018, 2019 Y 2020 EN EL MISMO PERIODO.
10_ROB_MODELO_TOT_1_12_311221.xlsx	VEHÍCULOS <u>ROBADOS POR SU TIPO (CON VIOLENCIA Y ESTACIONADOS), POR MODELO A NIVEL NACIONAL</u> , DURANTE EL PERIODO 01/01/2021 AL 31/12/2021 <u>VS</u> MISMO PERIODO DE 2020.
11_ROB_TTRANSP_TOT_1_12_311221.xlsx	VEHÍCULOS <u>ROBADOS POR TIPO DE TRANSPORTE Y POR TIPO DE ROBO (CON VIOLENCIA Y ESTACIONADOS), A NIVEL NACIONAL</u> , DURANTE EL PERIODO 01/01/2021 AL 31/12/2021 VS MISMO PERIODO DE 2020.

PERIODO: ENERO-DIC. DE 2020 vs ENERO-DIC. DE 2021, (actualizado al 31 de DICIEMBRE de 2021).

VEHÍCULOS ROBADOS				
ESTADOS	2020	2021	VARIACIÓN	ROBO DIARIO
EDO. DE MÉX.	19,745	18,570	-6%	51
JALISCO	9,998	10,074	1%	28
CD. DE MÉX.	7,161	5,216	-27%	14
GUANAJUATO	4,299	2,818	-34%	8
PUEBLA	3,331	2,680	-20%	7
MICHOACAN	2,265	2,160	-5%	6
VERACRUZ	2,814	2,156	-23%	6
SINALOA	2,127	2,011	-5%	6
NUEVO LEON	2,198	1,862	-15%	5
B. C. NORTE	1,494	1,416	-5%	4
QUERETARO	1,410	1,399	-1%	4
MORELOS	1,336	1,316	-1%	4
S. L. POTOSÍ	940	1,099	17%	3
CHIHUAHUA	1,041	952	-9%	3
TABASCO	1,438	867	-40%	2
HIDALGO	852	787	-8%	2
GUERRERO	802	684	-15%	2
Q. ROO	645	665	3%	2
TAMAULIPAS	673	567	-16%	2
SONORA	630	554	-12%	2
AGSCS.	444	533	20%	1
TLAXCALA	485	459	-5%	1
CHIAPAS	462	427	-8%	1
COAHUILA	460	415	-10%	1
OAXACA	488	392	-20%	1
ZACATECAS	226	363	61%	1
DURANGO	216	250	16%	1
COLIMA	207	223	8%	1
NAYARIT	144	146	1%	0
YUCATAN	141	119	-16%	0
CAMPECHE	95	77	-19%	0
B. C. SUR	98	70	-29%	0
OTROS	18	76	322%	0
T. Nacional	68,683	61,403	-11%	168
PROM. MENSUA	5,724	5,117		

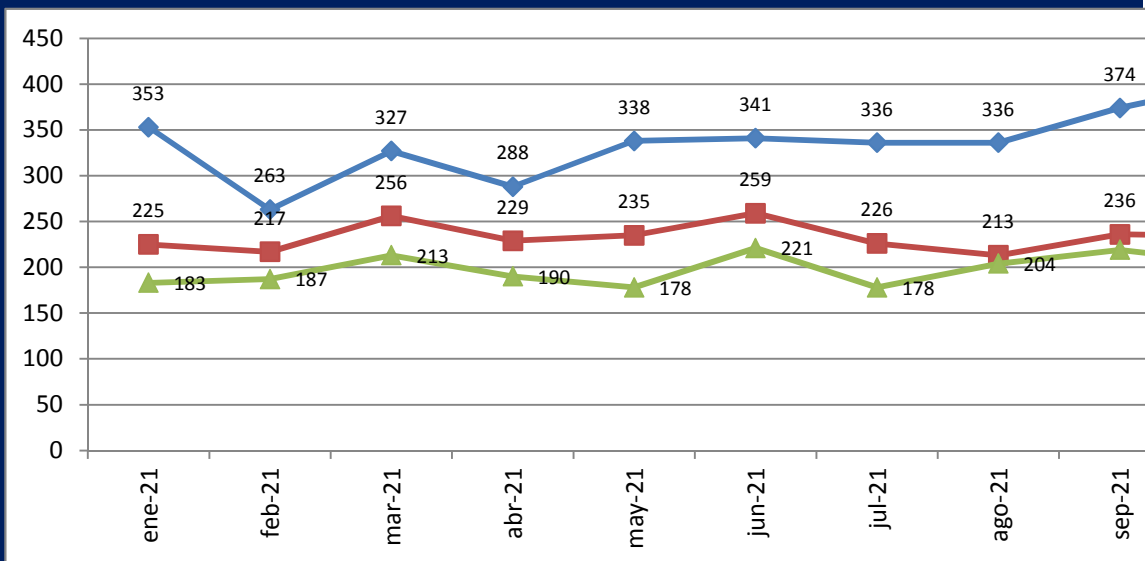
LUGAR	PART
1	30%
2	16%
3	8%
4	5%
5	4%
6	4%
7	4%
8	3%
9	3%
10	2%
11	2%
12	2%
13	2%
14	2%
15	1%
16	1%
17	1%
18	1%
19	1%
20	1%
21	1%
22	1%
23	1%
24	1%
25	1%
26	1%
27	0%
28	0%
29	0%
30	0%
31	0%
32	0%

CON VIOLENCIA		
2020	2021	DIF.
69%	69%	0%
55%	48%	-7%
48%	47%	-1%
76%	74%	-3%
74%	72%	-2%
72%	71%	-1%
61%	61%	0%
79%	83%	3%
42%	44%	2%
37%	37%	0%
49%	49%	0%
69%	69%	-1%
49%	51%	2%
32%	31%	-1%
66%	68%	2%
57%	61%	4%
81%	76%	-5%
31%	36%	5%
64%	54%	-9%
47%	45%	-2%
39%	46%	7%
72%	68%	-5%
52%	63%	11%
43%	33%	-10%
54%	55%	1%
73%	78%	5%
54%	62%	8%
39%	32%	-7%
49%	52%	3%
23%	35%	12%
43%	39%	-4%
18%	21%	3%
78%	66%	-12%
61%	60%	-1%

LUGAR	PART
1	17%
2	12%
3	8%
4	7%
5	7%
6	5%
7	4%
8	4%
9	4%
10	3%
11	3%
12	2%
13	2%
14	2%
15	2%
16	2%
17	2%
18	2%
19	2%
20	2%
21	1%
22	1%
23	1%
24	1%
25	1%
26	1%
27	1%
28	1%
29	1%
30	0%
31	0%
32	0%

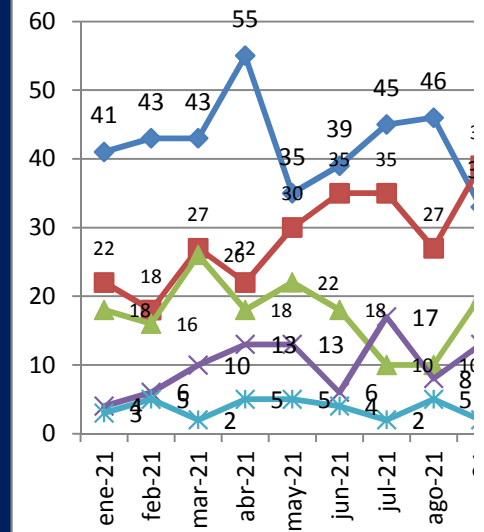
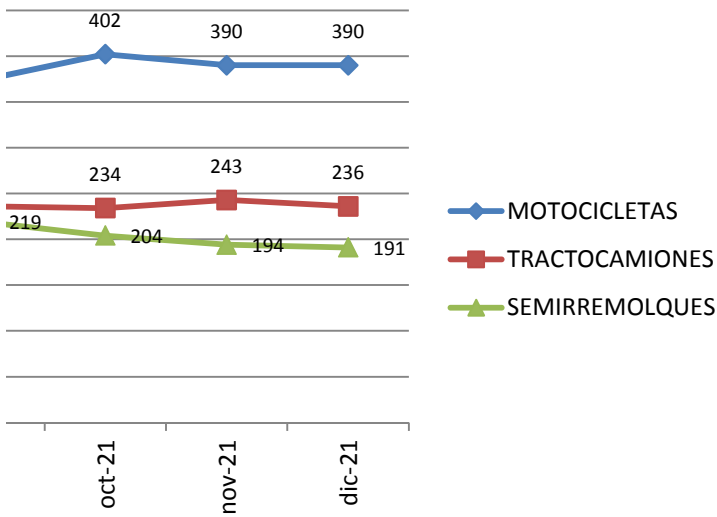
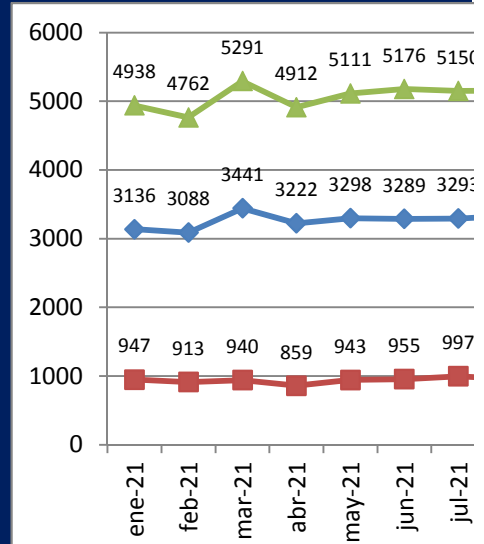
VEHÍCULOS RECUPERADOS				
ESTADOS	2020	2021	VARIACIÓN	RECUP. DIARIO
EDO. DE MÉX.	5,389	4,671	-13%	13
JALISCO	4,030	3,445	-15%	9
GUANAJUATO	2,897	2,181	-25%	6
CD. DE MÉX.	2,434	1,891	-22%	5
PUEBLA	2,283	1,884	-17%	5
VERACRUZ	1,686	1,470	-13%	4
MICHOACAN	1,377	1,258	-9%	3
QUERETARO	1,037	1,176	13%	3
NUEVO LEON	1,297	1,048	-19%	3
HIDALGO	881	794	-10%	2
B. C. NORTE	691	718	4%	2
SINALOA	645	696	8%	2
GUERRERO	637	618	-3%	2
S. L. POTOSÍ	526	610	16%	2
MORELOS	590	552	-6%	2
CHIHUAHUA	535	535	0%	1
TABASCO	727	505	-31%	1
TLAXCALA	491	495	1%	1
CHIAPAS	318	436	37%	1
TAMAULIPAS	406	425	5%	1
SONORA	261	326	25%	1
Q. ROO	283	325	15%	1
COAHUILA	265	313	18%	1
OAXACA	398	309	-22%	1
AGSCS.	217	286	32%	1
ZACATECAS	207	249	20%	1
NAYARIT	273	224	-18%	1
DURANGO	172	183	6%	1
COLIMA	174	172	-1%	0
YUCATAN	84	128	52%	0
CAMPECHE	131	105	-20%	0
B. C. SUR	80	66	-18%	0
OTROS	14	19	36%	0
T. Nacional	31,436	28,113	-11%	77
PROM. MENSUA	2,620	2,343		

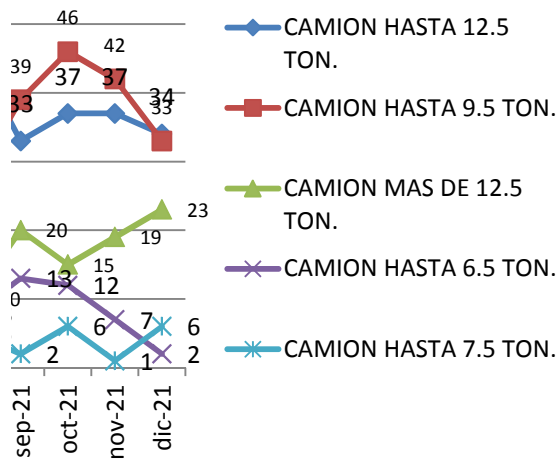
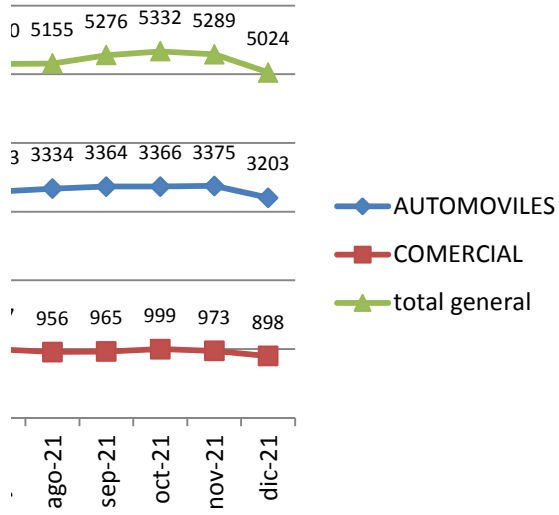
TIPO DE TRANSPORTE	ene-21	feb-21	mar-21	abr-21	may-21	jun-21	jul-21
AUTOMOVILES	3136	3088	3441	3222	3298	3289	3293
COMERCIAL	947	913	940	859	943	955	997
MOTOCICLETAS	353	263	327	288	338	341	336
TRACTOCAMIONES	225	217	256	229	235	226	226
SEMIRREMOLQUES	183	187	213	190	178	221	178
CAMION HASTA 12.5 TON.	41	43	43	55	35	39	45
CAMION HASTA 9.5 TON.	22	18	27	22	30	35	35
CAMION MAS DE 12.5 TON.	18	16	26	18	22	18	10
CAMION HASTA 6.5 TON.	4	6	10	13	13	6	17
CAMION HASTA 7.5 TON.	3	1	4	6	9	5	8
AUTOBUS	3	5	2	5	5	4	2
OTROS	1	4	2	3	2		3
COLECTIVO	2	1		2	3	4	
MICROBUS							
total general	4938	4762	5291	4912	5111	5176	5150



VEHÍCULOS ROBADOS POR TIPO DE TRANSPORTE

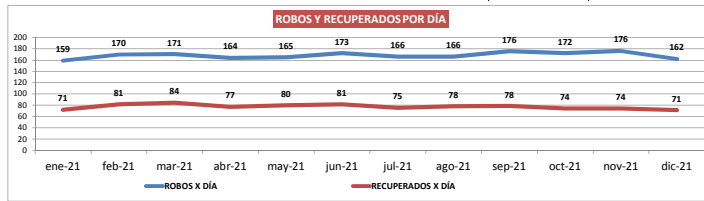
ago-21	sep-21	oct-21	nov-21	dic-21	suma
3334	3364	3366	3375	3203	39409
956	965	999	973	898	11345
336	374	402	390	390	4138
213	236	234	243	236	2809
204	219	204	194	191	2362
46	33	37	37	34	488
27	39	46	42	33	376
10	20	15	19	23	215
8	13	12	7	2	111
6	8	9	8	7	74
5	2	6	1	6	46
5	3			1	24
3		2			17
2					2
5155	5276	5332	5289	5024	61416





VEHÍCULOS ASEGURADOS, ROBADOS Y RECUPERADOS DURANTE 2021, (ACTUALIZADO AL 31 DE DICIEMBRE)

ENTIDAD FEDERATIVA	ROBOS POR MES												DIC. vs. NOV.	ENTIDAD FEDERATIVA	RECUPERADOS POR MES												DIC. vs. NOV.	
	ene-21	feb-21	mar-21	abr-21	may-21	jun-21	jul-21	ago-21	sep-21	oct-21	nov-21	dic-21			ene-21	feb-21	mar-21	abr-21	may-21	jun-21	jul-21	ago-21	sep-21	oct-21	nov-21	dic-21		
EDO. DE MÉX.	1476	1414	1659	1525	1582	1506	1497	1590	1656	1665	1588	1412	-11%	EDO. DE MÉX.	331	413	422	413	389	387	364	404	393	415	349	391	12%	
JALISCO	778	715	804	793	831	925	935	899	886	823	887	798	-10%	JALISCO	287	261	261	283	272	313	314	299	344	284	247	269	272	1%
CD. DE MÉX.	481	475	482	439	459	437	416	418	418	384	407	400	-2%	GUANAJUATO	209	193	219	184	170	172	175	184	183	179	162	151	-7%	
GUANAJUATO	261	269	238	217	180	204	271	231	260	218	241	228	-5%	CD. DE MÉX.	172	164	145	152	159	172	180	136	153	158	156	144	-8%	
PUEBLA	195	194	247	215	208	225	226	227	234	248	209	252	21%	PUEBLA	163	145	175	163	175	180	147	138	148	165	132	153	16%	
MICHOACAN	167	186	191	152	189	158	165	182	204	193	180	193	7%	VERACRUZ	116	113	165	138	117	124	101	122	127	119	116	112	-3%	
VERACRUZ	204	180	210	188	188	191	188	154	149	172	160	172	8%	MICHOACAN	94	120	115	108	121	129	90	97	111	88	96	89	-7%	
SINALOA	176	159	173	149	180	151	194	176	162	178	181	132	-27%	QUERETARO	76	99	103	86	105	99	115	96	93	100	108	96	-11%	
NUEVO LEON	158	136	176	137	161	181	145	162	153	153	154	146	-5%	NUEVO LEON	89	81	92	76	84	103	83	93	95	82	95	75	-21%	
S. C. NORTE	112	122	118	82	121	120	110	132	114	133	111	141	27%	HIDALGO	39	68	77	64	74	76	63	78	57	78	65	55	-15%	
QUERETARO	127	86	118	105	111	118	113	106	117	117	153	128	-16%	B. C. NORTE	58	57	66	46	84	45	65	59	66	58	63	51	-19%	
MORELOS	108	95	113	117	97	107	101	93	114	140	112	121	8%	SINALOA	65	70	77	67	61	55	49	52	55	54	49	42	-14%	
S. L. POTOSI	73	75	73	85	70	80	83	82	117	115	121	125	3%	GUERRERO	48	49	59	50	59	61	56	56	57	40	36	47	31%	
CHIHUAHUA	61	76	65	73	76	87	82	90	72	99	90	81	-10%	S. L. POTOSI	36	34	50	48	50	40	53	48	62	45	75	69	8%	
TABASCO	85	79	75	47	66	77	70	55	80	89	73	71	-3%	MORELOS	38	36	43	55	58	56	41	36	43	54	45	47	4%	
HIDALGO	68	57	67	78	60	74	52	59	64	73	72	63	-13%	CHIHUAHUA	42	35	51	46	40	30	51	51	53	52	35	49	40%	
GUERRERO	59	37	56	49	70	48	63	62	46	61	68	65	-4%	TABASCO	41	47	46	33	55	49	43	35	37	43	37	31	-16%	
Q. ROO	50	62	53	55	54	58	50	41	49	70	66	57	-14%	TLAXCALA	31	37	38	39	35	50	41	42	46	38	48	50	4%	
TAMAULIPAS	32	34	58	55	47	57	49	49	51	49	54	32	-41%	CHIAPAS	39	19	37	32	43	45	39	48	44	26	26	38	46%	
SONORA	40	51	45	35	51	33	52	42	52	53	44	56	27%	TAMAULIPAS	35	34	35	21	45	41	45	39	29	36	37	28	-24%	
AGSCS.	36	72	44	59	56	58	54	36	19	15	32	52	63%	SONORA	17	20	27	22	27	20	33	44	36	28	28	24	-14%	
TLAXCALA	28	27	30	39	36	38	38	39	41	44	52	48	-8%	Q. ROO	25	20	35	35	16	28	29	35	21	30	29	22	-24%	
CHIAPAS	36	27	26	29	45	33	41	38	38	39	32	43	34%	COAHUILA	25	25	30	24	26	22	27	30	19	24	28	33	18%	
COAHUILA	27	25	31	36	34	36	41	30	27	57	35	36	3%	OAXACA	31	25	31	27	25	26	20	28	20	30	23	23	0%	
OAXACA	28	27	36	31	40	28	25	34	29	33	32	49	53%	AGSCS.	17	20	33	29	27	19	31	27	23	17	21	22	5%	
ZACATECAS	11	19	20	39	31	28	13	35	40	28	56	43	-23%	ZACATECAS	20	21	35	23	24	14	18	24	17	14	22	17	-23%	
DURANGO	12	16	16	17	14	45	19	27	16	27	16	25	56%	NAYARIT	13	6	32	16	18	16	18	27	24	17	18	19	6%	
COLIMA	15	13	21	13	15	24	18	16	29	23	19	17	-11%	DURANGO	19	9	17	15	20	24	22	9	18	8	13	9	-31%	
NAYARIT	11	7	11	8	16	14	15	10	10	14	16	14	-13%	COLIMA	8	18	19	10	18	18	13	18	12	16	8	14	75%	
YUCATAN	6	14	9	9	7	10	10	19	9	11	8	7	-13%	YUCATAN	11	19	12	7	9	8	10	9	12	11	9	11	22%	
CAMPECHE	6	5	5	8	7	14	2	8	6	3	9	4	-56%	CAMPECHE	10	7	12	7	10	12	4	9	6	9	10	9	-10%	
B. C. SUR	4	6	8	6	6	5	5	8	7	4	6	5	-17%	B. C. SUR	9	9	8	2	6	5	2	4	6	6	6	9	50%	
OTROS	8	2	13	21	3	5	5	5	6	1	3	4	4	67%	OTROS	4	4	4	2	2	4	1	2	2	2	3	1	-67%
TOTAL NACIONAL	4,937	4,762	5,291	4,911	5,111	5,175	5,148	5,154	5,275	5,332	5,287	5,020	-5%	TOTAL NACIONAL	2,214	2,274	2,601	2,310	2,465	2,444	2,328	2,418	2,350	2,289	2,217	2,203	-1%	
ROBOS X DÍA	159	170	171	164	165	173	166	166	176	172	176	162		RECUPERADOS X DÍA	71	81	84	77	80	81	75	78	78	74	74	71		



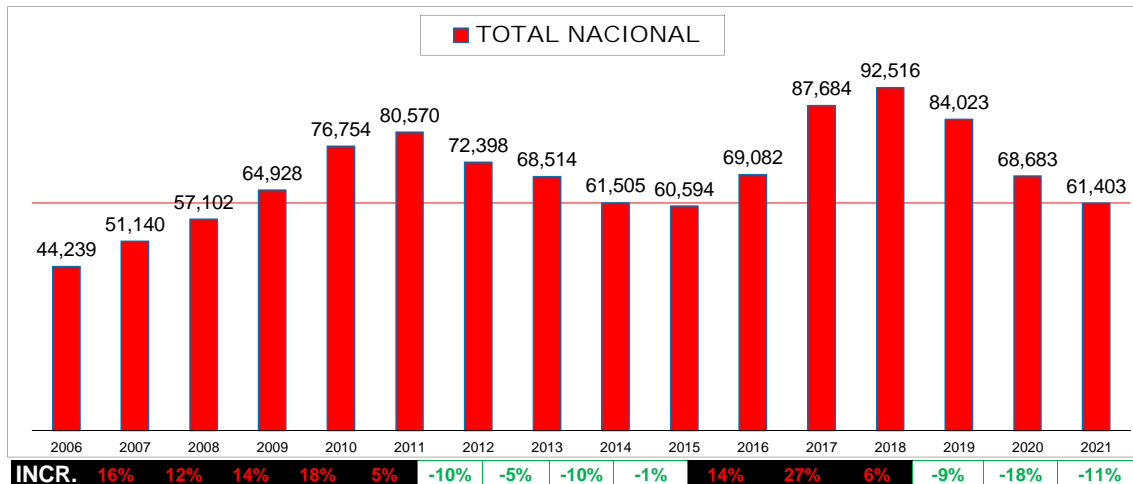


OFICINA COORDINADORA DE RIESGOS ASEGURADOS (OCRA)



VEHÍCULOS **ROBADOS** AL SECTOR ASEGURADOR EN EL PERIODO 01/01/2021-31/12/2021 (**ENERO-DICIEMBRE**), Y SU COMPORTAMIENTO EN AÑOS ANTERIORES DURANTE EL MISMO LAPSO.

ENTIDAD FEDERATIVA	AÑO DEL ROBO																2021 VS. 2020	2021 VS. 2006	PROM. DIARIO EN 2021
	2006	2007	2008	2009	2010	2011	2012	2013	2014	2015	2016	2017	2018	2019	2020	2021			
EDO. DE MÉX.	10615	11484	11948	14213	16589	17312	20366	21944	19083	19298	21072	25539	25876	22826	19745	18570	-6%	75%	51
JALISCO	2970	3314	4041	4629	5844	6159	6909	7539	6652	6440	8165	11590	11615	12311	9998	10074	1%	239%	28
CD. DE MÉX.	14341	14899	15332	14740	13523	11028	10656	10611	9615	8036	8528	10109	10438	9239	7161	5216	-27%	-64%	14
GUANAJUATO	557	684	785	855	930	1060	1178	1356	1415	1530	1929	2681	4127	4723	4299	2818	-34%	406%	8
PUEBLA	1013	1055	1298	1353	1462	1464	1414	1493	1299	1851	2635	4124	6687	5502	3331	2680	-20%	165%	7
MICHOACAN	585	711	793	806	1002	1445	1530	1501	1464	1670	2475	2721	3100	2692	2265	2160	-5%	269%	6
VERACRUZ	742	962	1313	1329	1770	2573	2294	2547	2760	3025	3932	4645	4263	3520	2814	2156	-23%	191%	6
SINALOA	1180	1530	1901	2590	4333	4630	3595	3205	2740	2204	2295	3547	3204	2613	2127	2011	-5%	70%	6
NUEVO LEON	1877	4212	5046	6828	9687	13343	6593	2512	2020	2057	2587	2614	2591	2492	2198	1862	-15%	-1%	5
B. C. NORTE	2475	2818	2511	2195	1579	1369	1234	1258	1353	1152	1391	1943	1841	1831	1494	1416	-5%	-43%	4
QUERETARO	349	390	484	565	505	648	612	623	759	854	1024	1362	1698	1543	1410	1399	-1%	301%	4
MORELOS	714	737	843	1189	1329	1380	1441	1402	919	957	1058	1151	1221	1304	1336	1316	-1%	84%	4
S. L. POTOSÍ	184	239	341	455	771	916	797	504	335	434	515	685	847	1096	940	1099	17%	497%	3
CHIHUAHUA	1683	2233	3755	5360	6131	4549	3029	2165	1519	1104	976	1296	1246	1142	1041	952	-9%	-43%	3
TABASCO	429	459	502	578	739	757	577	700	1046	1414	1857	2943	3146	2186	1438	867	-40%	102%	2
HIDALGO	287	329	427	556	621	565	662	600	593	673	906	1162	1246	1065	852	787	-8%	174%	2
GUERRERO	581	808	813	928	968	1755	1514	1245	1518	1426	1517	1727	1594	1168	802	684	-15%	18%	2
Q. ROO	193	240	265	316	392	348	324	333	309	318	330	421	606	729	645	665	3%	245%	2
TAMAULIPAS	772	815	1092	1095	2288	2914	2376	1816	1796	1862	1233	1681	1312	901	673	567	-16%	-27%	2
SONORA	477	662	711	698	833	761	710	686	816	837	820	1016	845	735	630	554	-12%	16%	2
AGSCS.	200	142	327	346	496	402	270	227	202	228	403	483	574	523	444	533	20%	167%	1
TLAXCALA	99	139	169	191	277	195	186	231	238	317	484	930	978	844	485	459	-5%	364%	1
CHIAPAS	421	472	396	484	482	438	459	612	551	620	621	711	830	697	462	427	-8%	1%	1
COAHUILA	263	339	574	941	1675	2028	1761	1453	951	648	473	494	591	517	460	415	-10%	58%	1
OAXACA	393	488	573	538	479	450	450	384	442	618	643	764	664	588	488	392	-20%	0%	1
ZACATECAS	39	73	89	170	466	471	343	233	189	157	159	187	205	212	226	363	61%	831%	1
DURANGO	112	160	266	532	1006	889	446	554	298	257	260	275	270	237	216	250	16%	123%	1
COLIMA	70	69	82	71	101	185	234	358	256	231	302	296	204	205	207	223	8%	219%	1
NAYARIT	57	114	124	117	227	285	158	122	67	62	96	132	207	152	144	146	1%	156%	0
YUCATAN	77	120	115	121	119	108	102	117	110	108	133	179	202	182	141	119	-16%	55%	0
CAMPECHE	79	86	83	67	74	59	108	90	105	115	147	132	132	124	95	77	-19%	-3%	0
B. C. SUR	70	76	51	54	48	78	66	84	80	87	103	113	111	109	98	70	-29%	0%	0
OTROS	335	281	52	18	8	6	4	9	5	4	13	31	45	15	18	76			
TOTAL NACIONAL	44239	51140	57102	64928	76754	80570	72398	68514	61505	60594	69082	87684	92516	84023	68683	61403	-11%	39%	168
PROM. MENSUAL	3687	4262	4759	5411	6396	6714	6033	5710	5125	5050	5757	7307	7710	7002	5724	5117			
PROM. DIARIO	121	140	156	178	210	221	198	188	169	166	189	240	253	230	188	168			



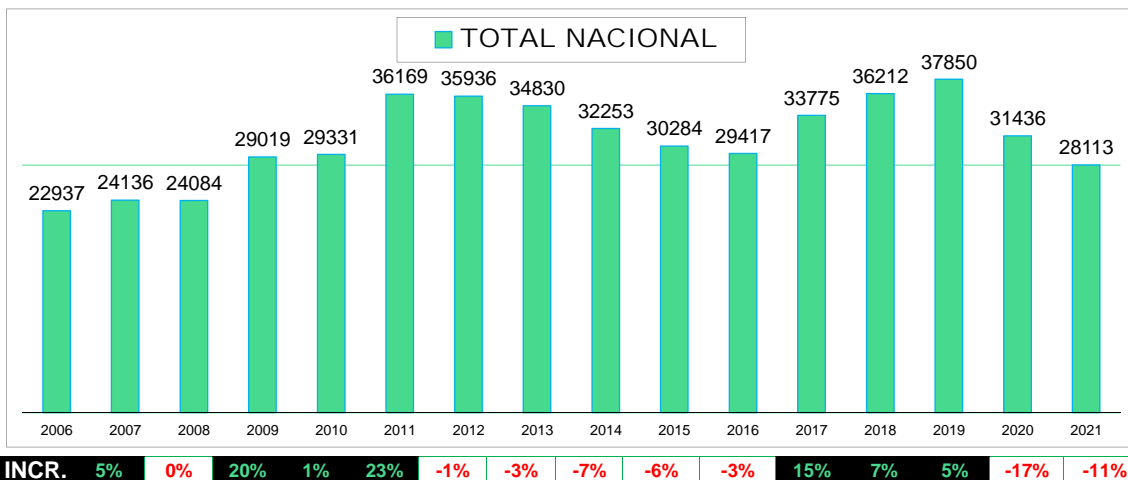


OFICINA COORDINADORA DE RIESGOS ASEGURADOS (OCRA)



VEHÍCULOS **RECUPERADOS** AL SECTOR ASEGURADOR EN EL PERIODO 01/01/2021-31/12/2021 **(ENERO-DICIEMBRE)**, Y SU COMPORTAMIENTO EN AÑOS ANTERIORES DURANTE EL MISMO LAPSO.

ENTIDAD FEDERATIVA	AÑO DE LA RECUPERACIÓN																	2021 VS. 2020	2021 VS. 2006	PROM. DIARIO EN 2021
	2006	2007	2008	2009	2010	2011	2012	2013	2014	2015	2016	2017	2018	2019	2020	2021				
EDO. DE MÉX.	3935	4059	3678	4664	4783	4647	5319	7797	7792	7130	6977	7616	7331	7103	5389	4671	-13%	19%	13	
JALISCO	1638	1480	1779	2130	2038	2422	2602	3189	3191	2976	2988	4293	4948	5170	4030	3445	-15%	110%	9	
GUANAJUATO	381	287	400	556	655	661	667	719	704	898	1007	1358	1972	2541	2897	2181	-25%	472%	6	
CD. DE MÉX.	7630	7187	6688	7212	5664	5957	5902	5114	4842	3500	3392	3261	3103	3265	2434	1891	-22%	-75%	5	
PUEBLA	587	534	558	664	676	742	663	822	813	973	1075	1584	2597	2859	2283	1884	-17%	221%	5	
VERACRUZ	401	405	515	658	685	819	1050	1346	1418	1906	1827	2099	1909	2037	1686	1470	-13%	267%	4	
MICHOACÁN	375	481	540	499	652	721	1016	1119	925	1044	1166	1381	1545	1478	1377	1258	-9%	235%	3	
QUERÉTARO	218	238	251	310	377	455	439	444	439	534	520	694	829	998	1037	1176	13%	439%	3	
NUEVO LEÓN	965	2078	2501	2993	3467	7766	6020	2623	1865	1611	1731	1645	1473	1464	1297	1048	-19%	9%	3	
HIDALGO	399	370	356	500	598	581	632	547	504	505	485	634	858	914	881	794	-10%	99%	2	
B. C. NORTE	832	939	915	1172	884	615	516	512	531	520	500	784	727	844	691	718	4%	-14%	2	
SINALOA	455	513	578	774	1066	1385	1225	1422	1662	1331	996	1480	1123	982	645	696	8%	53%	2	
GUERRERO	423	459	411	700	705	1369	1194	1081	841	914	809	792	909	808	637	618	-3%	46%	2	
S. L. POTOSÍ	117	113	142	232	290	582	541	354	278	267	293	302	401	600	526	610	16%	421%	2	
MORELOS	445	421	424	621	623	706	834	844	647	508	477	503	534	589	590	552	-6%	24%	2	
CHIHUAHUA	742	856	926	1829	2187	2204	1874	1268	1024	694	526	606	660	639	535	535	0%	-28%	1	
TABASCO	147	174	189	240	302	353	347	386	480	512	530	693	659	843	727	505	-31%	244%	1	
TLAXCALA	104	73	95	143	151	178	154	177	163	223	356	451	507	625	491	495	1%	376%	1	
CHIAPAS	178	235	183	233	232	189	235	215	194	241	310	264	334	380	318	436	37%	145%	1	
TAMAULIPAS	171	240	293	342	502	1182	1437	1349	1263	1403	982	1002	1044	765	406	425	5%	149%	1	
SONORA	185	205	231	300	265	270	302	288	336	337	361	353	387	439	261	326	25%	76%	1	
Q. ROO	109	113	98	186	200	233	194	167	165	177	147	224	272	286	283	325	15%	198%	1	
COAHUILA	130	126	179	306	449	580	952	963	606	480	353	285	279	329	265	313	18%	141%	1	
OAXACA	148	214	226	292	280	261	385	465	405	431	400	403	393	429	398	309	-22%	109%	1	
AGSCS.	84	82	154	188	263	232	240	249	166	204	220	254	293	301	217	286	32%	240%	1	
ZACATECAS	110	70	38	83	171	218	337	325	287	225	159	192	233	230	207	249	20%	126%	1	
NAYARIT	67	57	72	75	139	295	180	121	97	103	63	95	199	235	273	224	-18%	234%	1	
DURANGO	69	123	185	154	197	188	283	444	267	227	233	169	210	177	172	183	6%	165%	1	
COLIMA	61	48	56	35	37	72	124	123	119	135	159	133	174	194	174	174	-1%	182%	0	
YUCATAN	46	63	86	95	76	72	90	76	55	77	62	59	102	97	84	128	52%	178%	0	
CAMPECHE	34	39	35	53	52	34	51	56	60	45	67	55	119	132	131	105	-20%	209%	0	
B. C. SUR	42	44	43	54	43	64	67	84	53	85	95	85	69	74	80	66	-18%	57%	0	
OTROS	1709	1810	1259	726	622	116	64	141	61	68	151	26	19	23	14	19				
TOTAL NACIONAL	22937	24136	24084	29019	29331	36169	35936	34830	32253	30284	29417	33775	36212	37850	31436	28113	-11%	23%	77	
PROM. MENSUAL	1911	2011	2007	2418	2444	3014	2995	2903	2688	2524	2451	2815	3018	3154	2620	2343				
PROM. DIARIO	63	66	66	80	80	99	98	95	88	83	81	93	99	104	86	77				





OFICINA COORDINADORA DE RIESGOS ASEGURADOS (OCRA)

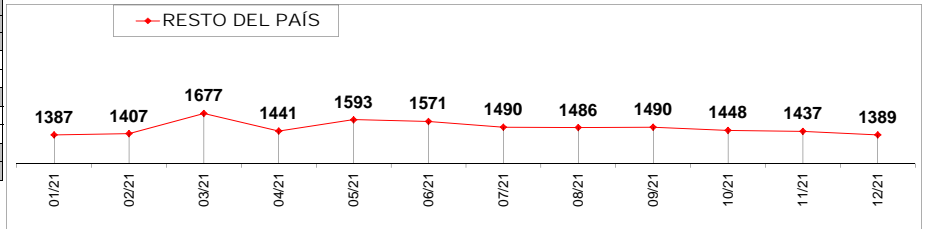
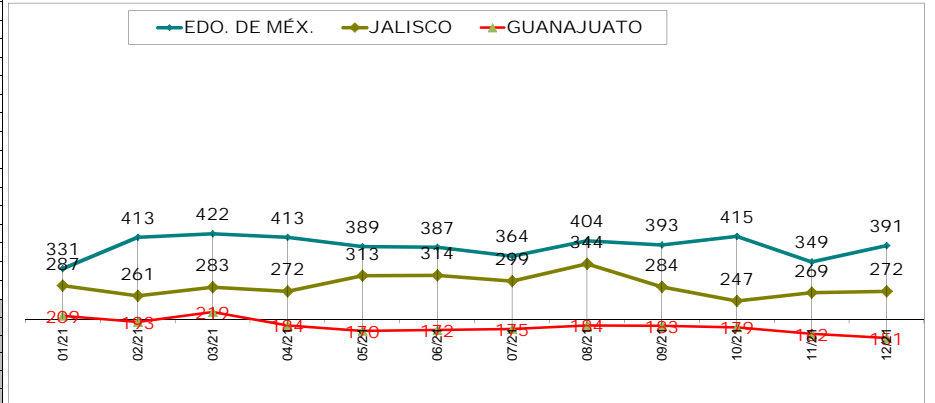
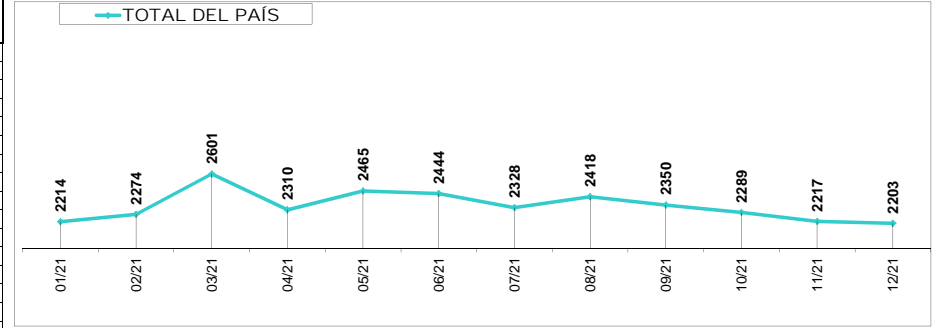


VEHÍCULOS RECUPERADOS AL SECTOR ASEGURADOR EN EL PERIODO 01/01/2021-31/12/2021 (ENE/2021-DIC/2021) Y SU COMPORTAMIENTO VS MISMO PERIODO INMEDIATO ANTERIOR.

ENTIDAD FEDERATIVA	12 MESES ANT.	MES DE LA RECUPERACIÓN												ÚLT. 12 MESES	DIC. VS NOV.	ÚLT. 12 VS ANT. 12
		01/21	02/21	03/21	04/21	05/21	06/21	07/21	08/21	09/21	10/21	11/21	12/21			
EDO. DE MEX.	5389	331	413	422	413	389	387	364	404	393	415	349	391	4671	12%	-13%
JALISCO	4030	287	261	283	272	313	314	299	344	284	247	269	272	3445	1%	-15%
GUANAJUATO	2897	209	193	219	184	170	172	175	184	183	179	162	151	2181	-7%	-25%
CD. DE MEX.	2434	172	164	145	152	159	172	180	136	153	158	156	144	1891	-8%	-22%
PUEBLA	2283	163	145	175	163	175	180	147	138	148	165	132	153	1884	16%	-17%
VERACRUZ	1686	116	113	165	138	117	124	101	122	127	119	116	112	1470	-3%	-13%
MICHOACAN	1377	94	120	115	108	121	129	90	97	111	88	96	89	1258	-7%	-9%
QUERETARO	1037	76	99	103	86	105	99	115	96	93	100	108	96	1176	-11%	13%
NUEVO LEON	1297	89	81	92	76	84	103	83	93	95	82	95	75	1048	-21%	-19%
HIDALGO	881	39	68	77	64	74	76	63	78	57	78	65	55	794	-15%	-10%
B. C. NORTE	691	58	57	66	46	84	45	65	59	66	58	63	51	718	-19%	4%
SINALOA	645	65	70	77	67	61	55	49	52	55	54	49	42	696	-14%	8%
GUERRERO	637	48	49	59	50	59	61	56	56	57	40	36	47	618	31%	-3%
S. L. POTOSI	526	36	34	50	48	50	40	53	48	62	45	75	69	610	-8%	16%
MORELOS	590	38	36	43	55	58	56	41	36	43	54	45	47	552	4%	-6%
CHIHUAHUA	535	42	35	51	46	40	30	51	51	53	52	35	49	535	40%	0%
TABASCO	727	41	47	54	33	55	49	43	35	37	43	37	31	505	-16%	-31%
TLAXCALA	491	31	37	38	39	35	50	41	42	46	38	48	50	495	4%	1%
CHIAPAS	318	39	19	37	32	43	45	39	48	44	26	26	38	436	46%	37%
TAMAULIPAS	406	35	34	35	21	45	41	45	39	29	36	37	28	425	-24%	5%
SONORA	261	17	20	27	22	27	20	33	44	36	28	28	24	326	-14%	25%
Q. ROO	283	25	20	35	35	16	28	29	35	21	30	29	22	325	-24%	15%
COAHUILA	265	25	25	30	24	26	22	27	30	19	24	28	33	313	18%	18%
OAXACA	398	31	25	31	27	25	26	20	28	20	30	23	23	309	0%	-22%
AGSCS.	217	17	20	33	29	27	19	31	27	23	17	21	22	286	5%	32%
ZACATECAS	207	20	21	35	23	24	14	18	24	17	14	22	17	249	-23%	20%
NAYARIT	273	13	6	32	16	18	16	18	27	24	17	18	19	224	6%	-18%
DURANGO	172	19	9	17	15	20	24	22	9	18	8	13	9	183	-31%	6%
COLIMA	174	8	18	19	10	18	13	18	12	16	8	14	14	172	75%	-1%
YUCATAN	84	11	19	12	7	9	8	10	9	12	11	9	11	128	22%	52%
CAMPECHE	131	10	7	12	7	10	12	4	9	6	9	10	9	105	-10%	-20%
B. C. SUR	80	9	9	8	2	6	5	2	4	6	6	9	6	66	50%	-18%
OTROS	14			4		2	4	1		2	2	3	1	19		
TOTAL DEL PAÍS	31436	2214	2274	2601	2310	2465	2444	2328	2418	2350	2289	2217	2203	28113	-1%	-11%
RECUP. MENSUAL	2620	2214	2274	2601	2310	2465	2444	2328	2418	2350	2289	2217	2203	2343		
PROM. DIARIO	86	71	81	84	77	80	81	75	78	78	74	74	71	77		
RESTO DEL PAÍS	19120	1387	1407	1677	1441	1593	1571	1490	1486	1490	1448	1437	1389	17816	-3%	-7%
RECUP. MENSUAL	1593	1387	1407	1677	1441	1593	1571	1490	1486	1490	1448	1437	1389	1485		
PROM. DIARIO	52	45	50	54	48	51	52	48	48	50	47	48	45	49		

Incremento T. País comprobación 31436 2214 2274 2601 2310 2465 2444 2328 2418 2350 2289 2217 2203 28113
 Incremento Resto País

COMPARA ULTIMOS 12 MESES, RECUPERADOS A NIVEL NACIONAL.



OFICINA COORDINADORA DE RIESGOS ASEGURADOS (OCRA)

VEHÍCULOS ROBADOS AL SECTOR ASEGURADOR POR: MUNICIPIOS A NIVEL NACIONAL, DURANTE EL PERIODO 01/01/2021-31/12/2021 Y SU COMPORTAMIENTO DURANTE EL MISMO PERIODO DE 2020, ORDENADO POR LOS MUNICIPIO CON MÁS VEHÍCULOS ROBADOS DURANTE 2021.

ESTADO	MUNICIPIO	TOTAL NACIONAL									
		CON VIOLENCIA			ESTACIONADO			TOTAL			
		2020	2021	% DE INCR.	2020	2021	% DE INCR.	2020	2021	% DE INCR.	% DEL TOT.
JALISCO	GUADALAJARA	2665	2117	-21%	2441	2801	15%	5106	4918	-4%	8%
MEXICO	ECATEPEC DE MORELOS	3684	3151	-14%	836	694	-17%	4520	3845	-15%	6%
JALISCO	ZAPOPAN	921	792	-14%	1009	1241	23%	1930	2033	5%	3%
MEXICO	TLALNEPANTLA DE BAZ	1242	1208	-3%	634	528	-17%	1876	1736	-7%	3%
MEXICO	NAUCALPAN DE JUAREZ	1061	1225	15%	447	461	3%	1508	1686	12%	3%
SINALOA	CULIACAN	1332	1355	2%	274	190	-31%	1606	1545	-4%	3%
PUEBLA	PUEBLA	1152	849	-26%	480	400	-17%	1632	1249	-23%	2%
MEXICO	CUAUTITLAN IZCALLI	665	663	0%	419	458	9%	1084	1121	3%	2%
MEXICO	TULTITLAN	610	657	8%	372	375	1%	982	1032	5%	2%
JALISCO	TLAQUEPAQUE	499	637	28%	290	369	27%	789	1006	28%	2%
QUERETARO	QUERETARO	434	406	-6%	532	515	-3%	966	921	-5%	1%
BAJA CALIFORNIA	TIJUANA	445	380	-15%	563	539	-4%	1008	919	-9%	1%
MEXICO	TOLUCA	484	404	-17%	351	511	46%	835	915	10%	1%
SAN LUIS POTOSI	SAN LUIS POTOSI	351	404	15%	357	434	22%	708	838	18%	1%
CIUDAD DE MÉXICO	GUSTAVO A. MADERO	553	436	-21%	366	358	-2%	919	794	-14%	1%
CIUDAD DE MÉXICO	IZTAPALAPA	622	423	-32%	567	353	-38%	1189	776	-35%	1%
MEXICO	CUAUTITLAN	525	468	-11%	274	279	2%	799	747	-7%	1%
MORELOS	CUERNAVACA	510	444	-13%	197	189	-4%	707	633	-10%	1%
MEXICO	DESCONOCIDO	7	588	8300%	5	44	780%	12	632	5167%	1%
MEXICO	NEZAHUALCOYOTL	630	400	-37%	304	206	-32%	934	606	-35%	1%
MICHOACAN	URUAPAN	451	436	-3%	169	133	-21%	620	569	-8%	1%
MEXICO	COACALCO DE BERRIOZABAL	401	325	-19%	247	236	-4%	648	561	-13%	1%
MEXICO	ATIZAPAN DE ZARAGOZA	270	283	5%	237	264	11%	507	547	8%	1%
JALISCO	TONALA	556	383	-31%	149	157	5%	705	540	-23%	1%
MICHOACAN	MORELIA	328	327	0%	149	213	43%	477	540	13%	1%
NUEVO LEON	MONTERREY	256	248	-3%	409	290	-29%	665	538	-19%	1%
GUANAJUATO	CELAYA	1279	424	-67%	240	112	-53%	1519	536	-65%	1%
MEXICO	TECAMAC	526	401	-24%	168	118	-30%	694	519	-25%	1%
AGUASCALIENTES	AGUASCALIENTES	164	226	38%	251	271	8%	415	497	20%	1%
JALISCO	TLAJOMULCO DE ZUÑIGA	287	289	1%	178	184	3%	465	473	2%	1%
GUANAJUATO	LEON	377	253	-33%	315	218	-31%	692	471	-32%	1%
MEXICO	CHIMALHUACAN	464	350	-25%	150	97	-35%	614	447	-27%	1%
VERACRUZ	VERACRUZ	350	240	-31%	290	206	-29%	640	446	-30%	1%
CIUDAD DE MÉXICO	CUAUHTEMOC	248	161	-35%	268	274	2%	516	435	-16%	1%
MEXICO	CHALCO	367	287	-22%	167	135	-19%	534	422	-21%	1%
CHIHUAHUA	JUAREZ	139	104	-25%	332	313	-6%	471	417	-11%	1%
CHIHUAHUA	CHIHUAHUA	140	132	-6%	311	279	-10%	451	411	-9%	1%
CIUDAD DE MÉXICO	BENITO JUAREZ	260	149	-43%	395	257	-35%	655	406	-38%	1%
QUINTANA ROO	BENITO JUAREZ	137	156	14%	291	238	-18%	428	394	-8%	1%
CIUDAD DE MÉXICO	COYOACAN	251	177	-29%	378	211	-44%	629	388	-38%	1%
CIUDAD DE MÉXICO	TLALPAN	294	156	-47%	283	205	-28%	577	361	-37%	1%
CIUDAD DE MÉXICO	AZCAPOTZALCO	274	168	-39%	205	180	-12%	479	348	-27%	1%
MEXICO	ATIZAPAN	201	172	-14%	164	143	-13%	365	315	-14%	1%
TABASCO	CENTRO	300	196	-35%	178	101	-43%	478	297	-38%	0%
BAJA CALIFORNIA	MEXICALI	70	100	43%	220	195	-11%	290	295	2%	0%
GUERRERO	ACAPULCO DE JUAREZ	260	213	-18%	72	80	11%	332	293	-12%	0%
GUANAJUATO	SALAMANCA	436	247	-43%	53	45	-15%	489	292	-40%	0%
CIUDAD DE MÉXICO	VENUSTIANO CARRANZA	187	125	-33%	191	148	-23%	378	273	-28%	0%
CIUDAD DE MÉXICO	ALVARO OBREGON	170	109	-36%	237	160	-32%	407	269	-34%	0%
GUANAJUATO	IRAPUATO	171	193	13%	88	75	-15%	259	268	3%	0%
MEXICO	NICOLAS ROMERO	98	90	-8%	191	173	-9%	289	263	-9%	0%
CIUDAD DE MÉXICO	MIGUEL HIDALGO	140	124	-11%	188	138	-27%	328	262	-20%	0%
NUEVO LEON	APODACA	138	121	-12%	224	139	-38%	362	260	-28%	0%

MEXICO	ZUMPANGO	186	199	7%	50	54	8%	236	253	7%	0%
SINALOA	MAZATLAN	130	142	9%	93	109	17%	223	251	13%	0%
VERACRUZ	COATZACOALCOS	154	155	1%	132	86	-35%	286	241	-16%	0%
TAMAULIPAS	REYNOSA	195	147	-25%	66	93	41%	261	240	-8%	0%
NUEVO LEON	GUADALUPE	111	94	-15%	120	140	17%	231	234	1%	0%
MEXICO	PAZ LA	374	168	-55%	114	62	-46%	488	230	-53%	0%
MEXICO	IXTAPALUCA	198	154	-22%	101	73	-28%	299	227	-24%	0%
CIUDAD DE MÉXICO	IZTACALCO	142	108	-24%	154	116	-25%	296	224	-24%	0%
MEXICO	TULTEPEC	122	122	0%	107	96	-10%	229	218	-5%	0%
MORELOS	JIUTEPEC	104	139	34%	55	72	31%	159	211	33%	0%
SONORA	HERMOSILLO	89	76	-15%	155	133	-14%	244	209	-14%	0%
CIUDAD DE MÉXICO	XOCHIMILCO	109	94	-14%	217	110	-49%	326	204	-37%	0%
PUEBLA	SAN MARTIN TEXMELUCAN	139	154	11%	41	49	20%	180	203	13%	0%
QUERETARO	SAN JUAN DEL RIO	87	113	30%	63	76	21%	150	189	26%	0%
MEXICO	METEPEC	65	66	2%	59	119	102%	124	185	49%	0%
MEXICO	TEXCOCO	120	119	-1%	90	56	-38%	210	175	-17%	0%
NUEVO LEON	SAN NICOLAS DE LOS GARZA	85	70	-18%	120	105	-13%	205	175	-15%	0%
VERACRUZ	CORDOBA	129	123	-5%	62	50	-19%	191	173	-9%	0%
CIUDAD DE MÉXICO	TLAHUAC	77	79	3%	116	92	-21%	193	171	-11%	0%
HIDALGO	PACHUCA DE SOTO	100	89	-11%	103	78	-24%	203	167	-18%	0%
MICHOACAN	ZAMORA	126	125	-1%	50	37	-26%	176	162	-8%	0%
CHIAPAS	TUXTLA GUTIERREZ	71	88	24%	89	65	-27%	160	153	-4%	0%
VERACRUZ	XALAPA	96	58	-40%	112	95	-15%	208	153	-26%	0%
OAXACA	OAXACA DE JUAREZ	79	63	-20%	88	84	-5%	167	147	-12%	0%
DURANGO	DURANGO	55	74	35%	44	69	57%	99	143	44%	0%
MEXICO	VALLE DE CHALCO SOLIDARIDAD	87	105	21%	41	35	-15%	128	140	9%	0%
JALISCO	SALTO EL	66	91	38%	47	47	0%	113	138	22%	0%
COAHUILA	TORREON	95	58	-39%	89	79	-11%	184	137	-26%	0%
GUANAJUATO	VILLAGRAN	96	116	21%	26	20	-23%	122	136	11%	0%
QUINTANA ROO	SOLIDARIDAD	25	37	48%	75	98	31%	100	135	35%	0%
MICHOACAN	LAZARO CARDENAS	77	84	9%	52	50	-4%	129	134	4%	0%
MEXICO	ACOLMAN	97	107	10%	32	25	-22%	129	132	2%	0%
JALISCO	PUERTO VALLARTA	19	31	63%	85	97	14%	104	128	23%	0%
CIUDAD DE MÉXICO	MAGDALENA CONTRERAS LA	65	83	28%	71	43	-39%	136	126	-7%	0%
BAJA CALIFORNIA	ENSENADA	25	24	-4%	105	100	-5%	130	124	-5%	0%
MEXICO	HUEHUETOCA	72	86	19%	38	36	-5%	110	122	11%	0%
NUEVO LEON	GENERAL ESCOBEDO	63	48	-24%	70	74	6%	133	122	-8%	0%
GUANAJUATO	CORTAZAR	129	104	-19%	26	16	-38%	155	120	-23%	0%
GUERRERO	CHILPANCINGO DE LOS BRAVO	108	92	-15%	23	28	22%	131	120	-8%	0%
COAHUILA	SALTILLO	46	26	-43%	104	92	-12%	150	118	-21%	0%
MEXICO	TEPOTZOTLAN	110	71	-35%	45	47	4%	155	118	-24%	0%
SONORA	CAJEME	75	45	-40%	69	71	3%	144	116	-19%	0%
HIDALGO	TULA DE ALLENDE	69	58	-16%	57	56	-2%	126	114	-10%	0%
HIDALGO	TIZAYUCA	63	75	19%	32	38	19%	95	113	19%	0%
GUANAJUATO	SILAO	139	91	-35%	53	21	-60%	192	112	-42%	0%
JALISCO	LAGOS DE MORENO	88	79	-10%	28	33	18%	116	112	-3%	0%
GUANAJUATO	APASEO EL GRANDE	93	91	-2%	38	18	-53%	131	109	-17%	0%
TABASCO	VILLAHERMOSA	135	74	-45%	85	35	-59%	220	109	-50%	0%
CIUDAD DE MÉXICO	CUAJIMALPA DE MORELOS	48	42	-13%	45	65	44%	93	107	15%	0%
MEXICO	LERMA	75	51	-32%	32	55	72%	107	106	-1%	0%
PUEBLA	TECAMACHALCO	156	92	-41%	35	13	-63%	191	105	-45%	0%
QUERETARO	MARQUES EL	56	75	34%	37	30	-19%	93	105	13%	0%
TLAXCALA	TLAXCALA	68	66	-3%	37	39	5%	105	105	0%	0%
YUCATAN	MERIDA	29	36	24%	99	65	-34%	128	101	-21%	0%
TABASCO	CARDENAS	199	87	-56%	54	13	-76%	253	100	-60%	0%
SAN LUIS POTOSI	SOLEDAD DE GRACIANO SANCHEZ	50	39	-22%	70	60	-14%	120	99	-18%	0%
MICHOACAN	APATZINGAN	133	80	-40%	42	15	-64%	175	95	-46%	0%
COLIMA	MANZANILLO	39	38	-3%	55	56	2%	94	94	0%	0%
ZACATECAS	ZACATECAS	36	68	89%	9	26	189%	45	94	109%	0%
PUEBLA	TEHUACAN	79	52	-34%	30	39	30%	109	91	-17%	0%
MEXICO	CHICHOAPAN	53	53	0%	34	37	9%	87	90	3%	0%
QUERETARO	CORREGIDORA	42	34	-19%	46	54	17%	88	88	0%	0%
PUEBLA	CUAUTLACINGO	64	65	2%	19	21	11%	83	86	4%	0%
GUANAJUATO	GUANAJUATO	72	58	-19%	27	27	0%	99	85	-14%	0%
JALISCO	TEPATITLAN DE MORELOS	57	52	-9%	26	33	27%	83	85	2%	0%

MEXICO	HUIXQUILUCAN	62	40	-35%	61	43	-30%	123	83	-33%	0%
NAYARIT	TEPIC	31	41	32%	28	42	50%	59	83	41%	0%
VERACRUZ	BOCA DEL RIO	59	28	-53%	55	55	0%	114	83	-27%	0%
MORELOS	CUAUTLA	57	44	-23%	47	34	-28%	104	78	-25%	0%
GUANAJUATO	SAN MIGUEL DE ALLENDE	28	46	64%	18	30	67%	46	76	65%	0%
PUEBLA	AMOZOC	68	65	-4%	25	11	-56%	93	76	-18%	0%
NUEVO LEON	SANTA CATARINA	27	25	-7%	54	50	-7%	81	75	-7%	0%
MEXICO	NEXTLALPAN	31	58	87%	17	14	-18%	48	72	50%	0%
NUEVO LEON	CADEREYTA JIMENEZ	50	36	-28%	34	35	3%	84	71	-15%	0%
PUEBLA	SAN ANDRES CHOLULA	75	54	-28%	29	17	-41%	104	71	-32%	0%
MORELOS	TEMIXCO	52	54	4%	20	16	-20%	72	70	-3%	0%
NUEVO LEON	GARCIA	25	25	0%	43	45	5%	68	70	3%	0%
TAMAULIPAS	TAMPICO	26	24	-8%	44	46	5%	70	70	0%	0%
ZACATECAS	FRESNILLO	17	59	247%	7	11	57%	24	70	192%	0%
DESCONOCIDO	DESCONOCIDO	13	49	277%		20	100%	13	69	431%	0%
COLIMA	COLIMA	29	17	-41%	45	51	13%	74	68	-8%	0%
MEXICO	TEOLOYUCAN	39	41	5%	22	27	23%	61	68	11%	0%
PUEBLA	SAN PEDRO CHOLULA	50	44	-12%	18	24	33%	68	68	0%	0%
GUERRERO	ZIHUATANEJO DE AZUETA	62	55	-11%	14	12	-14%	76	67	-12%	0%
VERACRUZ	ACAYUCAN	67	60	-10%	21	7	-67%	88	67	-24%	0%
VERACRUZ	ORIZABA	53	33	-38%	28	33	18%	81	66	-19%	0%
DURANGO	GOMEZ PALACIO	42	47	12%	42	18	-57%	84	65	-23%	0%
VERACRUZ	MINATITLAN	96	52	-46%	44	13	-70%	140	65	-54%	0%
TABASCO	COMALCALCO	67	46	-31%	37	18	-51%	104	64	-38%	0%
VERACRUZ	TIERRA BLANCA	26	49	88%	22	13	-41%	48	62	29%	0%
VERACRUZ	POZA RICA DE HIDALGO	46	27	-41%	34	33	-3%	80	60	-25%	0%
GUANAJUATO	APASEO EL ALTO	56	54	-4%	11	5	-55%	67	59	-12%	0%
GUANAJUATO	SANTA CRUZ DE JUVENTINO ROSAS	50	48	-4%	10	10	0%	60	58	-3%	0%
NUEVO LEON	JUAREZ	34	19	-44%	48	37	-23%	82	56	-32%	0%
TABASCO	CUNDUACAN	44	46	5%	13	10	-23%	57	56	-2%	0%
TAMAULIPAS	NUEVO LAREDO	50	33	-34%	37	22	-41%	87	55	-37%	0%
SINALOA	AHOME	61	29	-52%	48	25	-48%	109	54	-50%	0%
GUANAJUATO	SALVATIERRA	60	39	-35%	12	14	17%	72	53	-26%	0%
MEXICO	ZINACANTEPEC	24	32	33%	14	21	50%	38	53	39%	0%
TLAXCALA	APIZACO	53	35	-34%	14	18	29%	67	53	-21%	0%
TLAXCALA	CALPULALPAN	39	40	3%	9	13	44%	48	53	10%	0%
MORELOS	EMILIANO ZAPATA	26	37	42%	19	15	-21%	45	52	16%	0%
VERACRUZ	COSAMALOAPAN DE CARPIO	16	40	150%	6	12	100%	22	52	136%	0%
PUEBLA	ATLIXCO	33	35	6%	16	16	0%	49	51	4%	0%
QUINTANA ROO	TULUM	6	13	117%	20	37	85%	26	50	92%	0%
SONORA	NOGALES	11	20	82%	28	30	7%	39	50	28%	0%
VERACRUZ	TUXPAN	11	20	82%	17	30	76%	28	50	79%	0%
GUANAJUATO	SAN JOSE ITURBIDE	23	33	43%	12	16	33%	35	49	40%	0%
JALISCO	OCOTLAN	26	37	42%	23	12	-48%	49	49	0%	0%
PUEBLA	ESPERANZA	56	41	-27%	8	8	0%	64	49	-23%	0%
TABASCO	PARAISO	30	23	-23%	22	26	18%	52	49	-6%	0%
JALISCO	ZAPOTLANEJO	42	44	5%	9	4	-56%	51	48	-6%	0%
MORELOS	XOCHITEPEC	39	39	0%	9	7	-22%	48	46	-4%	0%
MEXICO	TEOTIHUACAN	45	39	-13%	10	6	-40%	55	45	-18%	0%
PUEBLA	CORONANGO	45	35	-22%	17	10	-41%	62	45	-27%	0%
TABASCO	HUIMANGUILLO	57	30	-47%	25	15	-40%	82	45	-45%	0%
HIDALGO	TULANCINGO DE BRAVO	58	27	-53%	34	17	-50%	92	44	-52%	0%
MEXICO	MELCHOR OCAMPO	31	27	-13%	21	17	-19%	52	44	-15%	0%
MEXICO	AMECAMECA	17	28	65%	10	15	50%	27	43	59%	0%
GUANAJUATO	SAN LUIS DE LA PAZ	24	24	0%	6	18	200%	30	42	40%	0%
HIDALGO	MINERAL DE LA REFORMA	15	25	67%	20	17	-15%	35	42	20%	0%
JALISCO	ARANDAS	10	9	-10%	24	32	33%	34	41	21%	0%
MEXICO	JILOTEPEC	45	29	-36%	9	12	33%	54	41	-24%	0%
BAJA CALIFORNIA	PLAYAS DE ROSARITO	14	10	-29%	21	30	43%	35	40	14%	0%
MORELOS	YAUTEPEC	19	20	5%	14	20	43%	33	40	21%	0%
TAMAULIPAS	MATAMOROS	25	26	4%	9	14	56%	34	40	18%	0%
CHIAPAS	SAN CRISTOBAL DE LAS CASAS	17	27	59%	8	12	50%	25	39	56%	0%
CIUDAD DE MEXICO	DESCONOCIDO	4	21	425%	3	18	500%	7	39	457%	0%
MICHOACAN	JACONA	37	37	0%	5	2	-60%	42	39	-7%	0%
NAYARIT	BAHIA DE BANDERAS	22	20	-9%	30	19	-37%	52	39	-25%	0%

SAN LUIS POTOSI	MATEHUALA	6	29	383%	5	10	100%	11	39	255%	0%
TABASCO	NACAJUCA	25	21	-16%	14	18	29%	39	39	0%	0%
CAMPECHE	CARMEN	11	11	0%	24	27	13%	35	38	9%	0%
HIDALGO	TEPEJI DEL RIO DE OCAMPO	33	28	-15%	10	10	0%	43	38	-12%	0%
MEXICO	ATLACOMULCO	18	24	33%	26	14	-46%	44	38	-14%	0%
PUEBLA	TEPEACA	38	23	-39%	4	15	275%	42	38	-10%	0%
TAMAULIPAS	CIUDAD MADERO	12	10	-17%	19	28	47%	31	38	23%	0%
COLIMA	VILLA DE ALVAREZ	5	10	100%	13	27	108%	18	37	106%	0%
PUEBLA	HUEJOTZINGO	51	24	-53%	17	13	-24%	68	37	-46%	0%
JALISCO	TEQUILA	7	14	100%	4	22	450%	11	36	227%	0%
MICHOACAN	MUGICA	26	30	15%	5	6	20%	31	36	16%	0%
MICHOACAN	PATZCUARO	33	21	-36%	7	15	114%	40	36	-10%	0%
PUEBLA	ACATZINGO	14	29	107%	3	7	133%	17	36	112%	0%
MEXICO	SAN MATEO ATENCO	17	21	24%	10	14	40%	27	35	30%	0%
BAJA CALIFORNIA	TECATE	6	10	67%	22	24	9%	28	34	21%	0%
MEXICO	JALTENCO	25	17	-32%	9	17	89%	34	34	0%	0%
MEXICO	TEZOYUCA	32	22	-31%	9	12	33%	41	34	-17%	0%
MICHOACAN	PIEDAD LA	28	21	-25%	14	13	-7%	42	34	-19%	0%
CIUDAD DE MÉXICO	MILPA ALTA	19	18	-5%	15	15	0%	34	33	-3%	0%
JALISCO	SAN JUAN DE LOS LAGOS	44	26	-41%	8	7	-13%	52	33	-37%	0%
MEXICO	OTUMBA	20	27	35%	9	6	-33%	29	33	14%	0%
JALISCO	ENCARNACION DE DIAZ	19	23	21%	9	9	0%	28	32	14%	0%
CHIHUAHUA	CUAUHTEMOC	9	16	78%	9	15	67%	18	31	72%	0%
COAHUILA	RAMOS ARIZPE	14	20	43%	14	11	-21%	28	31	11%	0%
GUERRERO	IGUALA DE LA INDEPENDENCIA	53	25	-53%	12	6	-50%	65	31	-52%	0%
SINALOA	GUASAVE	45	26	-42%	7	5	-29%	52	31	-40%	0%
VERACRUZ	COSOLEACAQUE	49	23	-53%	16	8	-50%	65	31	-52%	0%
GUANAJUATO	VALLE DE SANTIAGO	37	16	-57%	6	14	133%	43	30	-30%	0%
VERACRUZ	PEROTE	21	18	-14%	9	12	33%	30	30	0%	0%
JALISCO	TALA	17	16	-6%	6	13	117%	23	29	26%	0%
MEXICO	COYOTEPEC	25	21	-16%	3	8	167%	28	29	4%	0%
MORELOS	HUITZILAC	29	26	-10%	3	3	0%	32	29	-9%	0%
TAMAULIPAS	VICTORIA	14	11	-21%	23	18	-22%	37	29	-22%	0%
VERACRUZ	MEDELLIN	22	15	-32%	19	14	-26%	41	29	-29%	0%
BAJA CALIFORNIA SUR	PAZ LA	9	6	-33%	40	22	-45%	49	28	-43%	0%
GUANAJUATO	COMONFORT	15	25	67%		3	100%	15	28	87%	0%
NUEVO LEON	SAN PEDRO GARZA GARCIA	17	12	-29%	20	16	-20%	37	28	-24%	0%
TLAXCALA	HUAMANTLA	33	17	-48%	5	11	120%	38	28	-26%	0%
VERACRUZ	FORTIN	23	23	0%	9	5	-44%	32	28	-13%	0%
GUANAJUATO	SAN FRANCISCO DEL RINCON	15	15	0%	8	12	50%	23	27	17%	0%
JALISCO	IXTLAHUACAN DE LOS MEMBRILLOS	8	19	138%	4	8	100%	12	27	125%	0%
MICHOACAN	HIDALGO	9	21	133%	5	6	20%	14	27	93%	0%
MICHOACAN	ZITACUARO	19	18	-5%	8	9	13%	27	27	0%	0%
NUEVO LEON	PESQUERIA	11	13	18%	28	14	-50%	39	27	-31%	0%
GUANAJUATO	ACAMBARO	17	16	-6%	13	10	-23%	30	26	-13%	0%
MICHOACAN	TANGANCICUARO	11	23	109%	6	3	-50%	17	26	53%	0%
TLAXCALA	CHIAUTEMPAN	14	16	14%	2	10	400%	16	26	63%	0%
ZACATECAS	GUADALUPE	12	17	42%	10	9	-10%	22	26	18%	0%
QUERETARO	PEDRO ESCOBEDO	13	17	31%	13	8	-38%	26	25	-4%	0%
GUANAJUATO	DOLORES HIDALGO	13	17	31%	6	7	17%	19	24	26%	0%
HIDALGO	TEPEAPULCO	6	20	233%	5	4	-20%	11	24	118%	0%
MEXICO	TIANGUISTENCO	8	14	75%	2	10	400%	10	24	140%	0%
NUEVO LEON	CIENEGA DE FLORES	9	17	89%	10	7	-30%	19	24	26%	0%
PUEBLA	HUAUCHINANGO	29	15	-48%	15	9	-40%	44	24	-45%	0%
QUINTANA ROO	OTHON P. BLANCO	10	4	-60%	29	20	-31%	39	24	-38%	0%
VERACRUZ	COTAXTLA	9	15	67%	4	9	125%	13	24	85%	0%
CHIAPAS	PALENQUE	21	19	-10%	3	4	33%	24	23	-4%	0%
COAHUILA	MONCLOVA	14	5	-64%	21	18	-14%	35	23	-34%	0%
HIDALGO	ATOTONILCO DE TULA	19	13	-32%	14	10	-29%	33	23	-30%	0%
JALISCO	ARENAL EL	12	19	58%	3	4	33%	15	23	53%	0%
MEXICO	TLALMANALCO	12	12	0%	7	11	57%	19	23	21%	0%
MORELOS	JOJUTLA	22	16	-27%	10	7	-30%	32	23	-28%	0%
PUEBLA	CHIGNAHUAPAN	9	18	100%	5	5	0%	14	23	64%	0%
PUEBLA	IZUCAR DE MATAMOROS	18	19	6%	11	4	-64%	29	23	-21%	0%
QUINTANA ROO	COZUMEL	3	9	200%	13	14	8%	16	23	44%	0%

VERACRUZ	CUITLAHUAC	9	19	111%	2	4	100%	11	23	109%	0%
ZACATECAS	CONCEPCION DEL ORO	16	18	13%	4	5	25%	20	23	15%	0%
COAHUILA	PIEDRAS NEGRAS	3	9	200%	7	13	86%	10	22	120%	0%
GUANAJUATO	JARAL DEL PROGRESO	10	17	70%	1	5	400%	11	22	100%	0%
GUANAJUATO	PENJAMO	13	20	54%	3	2	-33%	16	22	38%	0%
SINALOA	ROSARIO	11	21	91%	1	1	0%	12	22	83%	0%
SONORA	SAN LUIS RIO COLORADO	3	11	267%	10	11	10%	13	22	69%	0%
TABASCO	MACUSPANA	27	18	-33%	22	4	-82%	49	22	-55%	0%
TAMAULIPAS	ALTAMIRA	33	8	-76%	28	14	-50%	61	22	-64%	0%
VERACRUZ	COATEPEC	9	14	56%	9	8	-11%	18	22	22%	0%
BAJA CALIFORNIA SUR	CABOS LOS	5	1	-80%	21	20	-5%	26	21	-19%	0%
CAMPECHE	CAMPECHE	17	13	-24%	16	8	-50%	33	21	-36%	0%
CHIAPAS	COMITAN DE DOMINGUEZ	8	15	88%	4	6	50%	12	21	75%	0%
GUANAJUATO	ABASOLO	14	19	36%	4	2	-50%	18	21	17%	0%
GUANAJUATO	SAN FELIPE	15	16	7%	8	5	-38%	23	21	-9%	0%
MEXICO	ATENCO	13	14	8%	4	7	75%	17	21	24%	0%
NUEVO LEON	SALINAS VICTORIA	9	11	22%	10	10	0%	19	21	11%	0%
OAXACA	SAN JUAN BAUTISTA TUXTEPEC	32	19	-41%	11	2	-82%	43	21	-51%	0%
SONORA	GUAYMAS	20	14	-30%	13	7	-46%	33	21	-36%	0%
SONORA	YECORA	12	20	67%	2	1	-50%	14	21	50%	0%
TAMAULIPAS	RIO BRAVO	28	11	-61%	3	10	233%	31	21	-32%	0%
CHIAPAS	TAPACHULA	10	5	-50%	21	15	-29%	31	20	-35%	0%
GUANAJUATO	TARIMORO	14	19	36%	4	1	-75%	18	20	11%	0%
GUANAJUATO	YURIRIA	20	17	-15%	6	3	-50%	26	20	-23%	0%
GUERRERO	TAXCO DE ALARCON	36	13	-64%	6	7	17%	42	20	-52%	0%
JALISCO	DESCONOCIDO	4	15	275%	1	5	400%	5	20	300%	0%
MEXICO	ALMOLOYA DE JUAREZ	18	9	-50%	9	11	22%	27	20	-26%	0%
MICHOACAN	ZACAPU	10	16	60%		4	100%	10	20	100%	0%
NUEVO LEON	ALLENDE	37	13	-65%	28	7	-75%	65	20	-69%	0%
NUEVO LEON	MONTEMORELOS	7	5	-29%	5	15	200%	12	20	67%	0%
BAJA CALIFORNIA SUR	LOS CABOS	4	8	100%	14	11	-21%	18	19	6%	0%
HIDALGO	ATITALAQUIA	5	6	20%	7	13	86%	12	19	58%	0%
MEXICO	VALLE DE BRAVO	21	16	-24%	9	3	-67%	30	19	-37%	0%
MICHOACAN	CHILCHOTA	5	17	240%	1	2	100%	6	19	217%	0%
PUEBLA	CHALCHICOMULA DE SESMA	16	13	-19%	4	6	50%	20	19	-5%	0%
SAN LUIS POTOSI	CIUDAD VALLES	7	10	43%	5	9	80%	12	19	58%	0%
SINALOA	NAVOLATO	18	15	-17%	7	4	-43%	25	19	-24%	0%
VERACRUZ	EMILIANO ZAPATA	19	12	-37%	9	7	-22%	28	19	-32%	0%
ZACATECAS	VILLA DE COS	4	15	275%	2	4	100%	6	19	217%	0%
AGUASCALIENTES	JESUS MARIA	4	11	175%	8	7	-13%	12	18	50%	0%
CHIAPAS	REFORMA	11	9	-18%	13	9	-31%	24	18	-25%	0%
CHIHUAHUA	DELICIAS	13	4	-69%	27	14	-48%	40	18	-55%	0%
MEXICO	OCOYOACAC	13	8	-38%	5	10	100%	18	18	0%	0%
MORELOS	TEPOZTLAN	12	9	-25%	3	9	200%	15	18	20%	0%
VERACRUZ	AMATLAN DE LOS REYES	25	14	-44%	15	4	-73%	40	18	-55%	0%
VERACRUZ	RIO BLANCO	18	14	-22%	12	4	-67%	30	18	-40%	0%
CHIHUAHUA	HIDALGO DEL PARRAL	11	10	-9%	4	7	75%	15	17	13%	0%
JALISCO	CHAPALA	7	9	29%	2	8	300%	9	17	89%	0%
MICHOACAN	MARAVATIO	13	8	-38%	3	9	200%	16	17	6%	0%
MICHOACAN	SAHUAYO	6	8	33%	3	9	200%	9	17	89%	0%
MORELOS	PUESTO DE IXTLA	8	9	13%	4	8	100%	12	17	42%	0%
PUEBLA	TEZIUTLAN	10	10	0%	6	7	17%	16	17	6%	0%
PUEBLA	ZACATLAN	22	12	-45%	3	5	67%	25	17	-32%	0%
SONORA	CABORCA	16	8	-50%	7	9	29%	23	17	-26%	0%
TABASCO	EMILIANO ZAPATA	14	14	0%	4	3	-25%	18	17	-6%	0%
COAHUILA	PARRAS	1		-100%	2	16	700%	3	16	433%	0%
JALISCO	BARCA LA	16	11	-31%	4	5	25%	20	16	-20%	0%
MEXICO	HUEYPOXTLA	5	5	0%	1	11	1000%	6	16	167%	0%
MEXICO	IXTLAHUACA	10	6	-40%	10	10	0%	20	16	-20%	0%
MICHOACAN	REYES LOS	18	12	-33%	7	4	-43%	25	16	-36%	0%
MICHOACAN	TARIMBARO	7	9	29%	10	7	-30%	17	16	-6%	0%
MICHOACAN	ZINAPECUARO	17	13	-24%	4	3	-25%	21	16	-24%	0%
OAXACA	SANTA CRUZ XOXOCOTLAN	7	7	0%	15	9	-40%	22	16	-27%	0%
OAXACA	SANTA LUCIA DEL CAMINO	5	5	0%	6	11	83%	11	16	45%	0%
PUEBLA	ACAJETE	26	12	-54%	5	4	-20%	31	16	-48%	0%

SAN LUIS POTOSI	CARDENAS	5	12	140%	1	4	300%	6	16	167%	0%
SAN LUIS POTOSI	VILLA DE ARRIAGA	5	15	200%	3	1	-67%	8	16	100%	0%
TLAXCALA	ZACATELCO	7	10	43%	2	6	200%	9	16	78%	0%
VERACRUZ	PAPANTLA	12	11	-8%	9	5	-44%	21	16	-24%	0%
COLIMA	TECOMAN	3	4	33%	5	11	120%	8	15	88%	0%
HIDALGO	APAN	12	11	-8%	4	4	0%	16	15	-6%	0%
HIDALGO	ZEMPOALA	12	13	8%	8	2	-75%	20	15	-25%	0%
MEXICO	APAXCO	12	9	-25%	3	6	100%	15	15	0%	0%
MICHOACAN	BUENAVISTA	19	13	-32%	6	2	-67%	25	15	-40%	0%
OAXACA	HUAJUAPAM DE LEON	16	9	-44%	5	6	20%	21	15	-29%	0%
OAXACA	JUCHITAN DE ZARAGOZA	12	11	-8%	13	4	-69%	25	15	-40%	0%
PUEBLA	QUECHOLAC	9	14	56%	2	1	-50%	11	15	36%	0%
QUINTANA ROO	DESCONOCIDO	7	7	0%	7	8	14%	14	15	7%	0%
SINALOA	ANGOSTURA	9	14	56%	2	1	-50%	11	15	36%	0%
SONORA	NAVOJOA	9	4	-56%	10	11	10%	19	15	-21%	0%
TLAXCALA	SAN PABLO DEL MONTE	11	11	0%	7	4	-43%	18	15	-17%	0%
VERACRUZ	IXTACZOQUITLAN	23	9	-61%	5	6	20%	28	15	-46%	0%
JALISCO	ZAPOTLAN EL GRANDE	7	6	-14%	9	8	-11%	16	14	-13%	0%
MICHOACAN	CUITZEO	1	10	900%	3	4	33%	4	14	250%	0%
MICHOACAN	GABRIEL ZAMORA	11	9	-18%	3	5	67%	14	14	0%	0%
MICHOACAN	PARACHO	10	14	40%	3		-100%	13	14	8%	0%
MICHOACAN	PERIBAN	6	12	100%	2	2	0%	8	14	75%	0%
NUEVO LEON	CARMEN	5	8	60%	10	6	-40%	15	14	-7%	0%
PUEBLA	TLAHUAPAN	7	12	71%	3	2	-33%	10	14	40%	0%
SINALOA	SALVADOR ALVARADO	14	11	-21%	2	3	50%	16	14	-13%	0%
ZACATECAS	CALERA	14	11	-21%	5	3	-40%	19	14	-26%	0%
ZACATECAS	PINOS	6	14	133%			100%	6	14	133%	0%
CHIAPAS	CHIAPA DE CORZO	7	10	43%	12	3	-75%	19	13	-32%	0%
GUANAJUATO	SAN DIEGO DE LA UNION	1	9	800%		4	100%	1	13	1200%	0%
GUANAJUATO	URIANGATO	18	8	-56%	5	5	0%	23	13	-43%	0%
GUERRERO	COYUCA DE CATALAN	9	11	22%	1	2	100%	10	13	30%	0%
GUERRERO	TLAPA DE COMONFORT	7	8	14%	5	5	0%	12	13	8%	0%
JALISCO	ACATLAN DE JUAREZ	7	10	43%	7	3	-57%	14	13	-7%	0%
JALISCO	AMATITAN	6	7	17%	1	6	500%	7	13	86%	0%
JALISCO	JOCOTEPEC	3	8	167%	2	5	150%	5	13	160%	0%
MEXICO	ACULCO	21	12	-43%	2	1	-50%	23	13	-43%	0%
MEXICO	CALIMAYA	10	6	-40%	2	7	250%	12	13	8%	0%
MEXICO	SOYANIQUELIPAN DE JUAREZ	14	11	-21%	1	2	100%	15	13	-13%	0%
NUEVO LEON	LINARES	1	8	700%	3	5	67%	4	13	225%	0%
NUEVO LEON	SANTIAGO	11	5	-55%	25	8	-68%	36	13	-64%	0%
PUEBLA	PALMAR DE BRAVO	18	12	-33%	8	1	-88%	26	13	-50%	0%
VERACRUZ	CHOAPAS LAS	19	7	-63%	3	6	100%	22	13	-41%	0%
VERACRUZ	TEMAPACHE	14	12	-14%		1	100%	14	13	-7%	0%
CHIAPAS	OCOSINGO	9	10	11%	2	2	0%	11	12	9%	0%
COAHUILA	ARTEAGA	7	8	14%	5	4	-20%	12	12	0%	0%
COAHUILA	SAN PEDRO		2	100%	2	10	400%	2	12	500%	0%
GUANAJUATO	MOROLEON	9	5	-44%	5	7	40%	14	12	-14%	0%
GUERRERO	EDUARDO NERI	8	11	38%	2	1	-50%	10	12	20%	0%
MEXICO	AXAPUSCO	9	11	22%		1	100%	9	12	33%	0%
MEXICO	JUCHITEPEC	4	9	125%	1	3	200%	5	12	140%	0%
MEXICO	SAN MARTIN DE LAS PIRAMIDES	13	8	-38%	3	4	33%	16	12	-25%	0%
MEXICO	TEMASCALAPA	9	5	-44%	3	7	133%	12	12	0%	0%
MEXICO	TEQUIQUIAC	13	10	-23%	7	2	-71%	20	12	-40%	0%
MEXICO	TONANITLA	17	11	-35%	3	1	-67%	20	12	-40%	0%
MICHOACAN	TUXPAN	6	11	83%	5	1	-80%	11	12	9%	0%
MORELOS	AYALA	9	7	-22%	11	5	-55%	20	12	-40%	0%
OAXACA	SALINA CRUZ	3	10	233%	9	2	-78%	12	12	0%	0%
SONORA	MAGDALENA	7	9	29%	1	3	200%	8	12	50%	0%
TABASCO	TEAPA	4	2	-50%	3	10	233%	7	12	71%	0%
TLAXCALA	YAUHQUEMECAN	17	8	-53%	9	4	-56%	26	12	-54%	0%
VERACRUZ	TRES VALLES	13	9	-31%	2	3	50%	15	12	-20%	0%
COAHUILA	FRONTERA		3	100%	2	8	300%	2	11	450%	0%
DURANGO	PUEBLO NUEVO	1	10	900%		1	100%	1	11	1000%	0%
GUERRERO	PUNGARABATO	8	6	-25%	5	5	0%	13	11	-15%	0%
GUERRERO	UNION DE ISIDRO MONTES DE OCA	10	10	0%		1	100%	10	11	10%	0%

HIDALGO	DESCONOCIDO	1	7	600%	1	4	300%	2	11	450%	0%
HIDALGO	HUICHAPAN	10	9	-10%	2	2	0%	12	11	-8%	0%
JALISCO	ACATIC	4	7	75%	3	4	33%	7	11	57%	0%
MEXICO	COCOTITLAN	10	9	-10%	3	2	-33%	13	11	-15%	0%
MICHOACAN	DESCONOCIDO	2	10	400%	1	1	0%	3	11	267%	0%
MICHOACAN	JIQUILPAN	3	6	100%	2	5	150%	5	11	120%	0%
MICHOACAN	PURUANDIRO	5	5	0%	6	6	0%	11	11	0%	0%
MORELOS	ATLATLAHUCAN	3	4	33%	2	7	250%	5	11	120%	0%
MORELOS	TLALTIZAPAN	2	10	400%	2	1	-50%	4	11	175%	0%
NUEVO LEON	GENERAL ZUAZUA	3	3	0%	8	8	0%	11	11	0%	0%
PUEBLA	AHUAZOTEPEC	5	6	20%	4	5	25%	9	11	22%	0%
PUEBLA	SAN SALVADOR EL VERDE	5	10	100%	3	1	-67%	8	11	38%	0%
QUERETARO	AMEALCO DE BONFIL	20	10	-50%	4	1	-75%	24	11	-54%	0%
QUERETARO	CADEREYTA DE MONTES	4	7	75%	3	4	33%	7	11	57%	0%
QUERETARO	DESCONOCIDO	1	7	600%	1	4	300%	2	11	450%	0%
QUERETARO	TEQUISQUIAPAN	6	7	17%	9	4	-56%	15	11	-27%	0%
TABASCO	CENTLA	8	9	13%	7	2	-71%	15	11	-27%	0%
TABASCO	JALPA DE MENDEZ	17	7	-59%	12	4	-67%	29	11	-62%	0%
TLAXCALA	IXTACUIXTLA DE MARIANO MATAM	7	7	0%	1	4	300%	8	11	38%	0%
VERACRUZ	AGUA DULCE	7	6	-14%	2	5	150%	9	11	22%	0%
VERACRUZ	PANUCO	5	7	40%	3	4	33%	8	11	38%	0%
ZACATECAS	JEREZ	3	6	100%	2	5	150%	5	11	120%	0%
GUANAJUATO	PURISIMA DEL RINCON		8	100%	5	2	-60%	5	10	100%	0%
GUERRERO	CHILAPA DE ALVAREZ	6	9	50%		1	100%	6	10	67%	0%
HIDALGO	ACTOPAN	4	3	-25%	6	7	17%	10	10	0%	0%
HIDALGO	IXMIQUILPAN	1	6	500%	3	4	33%	4	10	150%	0%
JALISCO	AHUALULCO DE MERCADO	1	2	100%	1	8	700%	2	10	400%	0%
MEXICO	NOPALTEPEC	4	9	125%	6	1	-83%	10	10	0%	0%
MEXICO	TEPETLAOXTOC	3	8	167%		2	100%	3	10	233%	0%
MICHOACAN	SALVADOR ESCALANTE	14	7	-50%	4	3	-25%	18	10	-44%	0%
MORELOS	ZACATEPEC DE HIDALGO	3	8	167%	2	2	0%	5	10	100%	0%
NUEVO LEON	GALEANA	3	5	67%	1	5	400%	4	10	150%	0%
PUEBLA	TOCHTEPEC	7	8	14%	2	2	0%	9	10	11%	0%
SINALOA	ELOTA	18	7	-61%		3	100%	18	10	-44%	0%
SINALOA	MOCORITO	5	9	80%		1	100%	5	10	100%	0%
SINALOA	SINALOA	14	7	-50%		3	100%	14	10	-29%	0%
SONORA	PUERTO PEDASCO	7	2	-71%	8	8	0%	15	10	-33%	0%
TAMAULIPAS	MANTE EL	11	5	-55%	3	5	67%	14	10	-29%	0%
TLAXCALA	NATIVITAS	9	7	-22%	2	3	50%	11	10	-9%	0%
VERACRUZ	ACTOPAN	5	7	40%	1	3	200%	6	10	67%	0%
VERACRUZ	ALVARADO	12	4	-67%	3	6	100%	15	10	-33%	0%
COAHUILA	CASTADOS	3	1	-67%	2	8	300%	5	9	80%	0%
GUERRERO	COYUCA DE BENITEZ	12	9	-25%			100%	12	9	-25%	0%
GUERRERO	PETATLAN	7	8	14%	2	1	-50%	9	9	0%	0%
HIDALGO	ZAPOTLAN DE JUAREZ	3	9	200%	1		-100%	4	9	125%	0%
JALISCO	JAMAY	2	9	350%	5		-100%	7	9	29%	0%
JALISCO	ZACOALCO DE TORRES	2	7	250%		2	100%	2	9	350%	0%
MEXICO	ACAMBAY	8	8	0%	3	1	-67%	11	9	-18%	0%
MEXICO	CHINCONCUAC	10	4	-60%	2	5	150%	12	9	-25%	0%
MEXICO	POLOTITLAN	9	4	-56%	5	5	0%	14	9	-36%	0%
MEXICO	TENANCINGO	10	2	-80%	6	7	17%	16	9	-44%	0%
MEXICO	VILLA GUERRERO	9	8	-11%	6	1	-83%	15	9	-40%	0%
MEXICO	VILLA VICTORIA	1	7	600%		2	100%	1	9	800%	0%
MICHOACAN	ARIO	11	7	-36%	7	2	-71%	18	9	-50%	0%
MORELOS	YECAPIXTLA	6	3	-50%	3	6	100%	9	9	0%	0%
OAXACA	TLACOLULA DE MATAMOROS	2	7	250%	1	2	100%	3	9	200%	0%
PUEBLA	DESCONOCIDO	1	8	700%	1	1	100%	1	9	800%	0%
PUEBLA	LIBRES	9	8	-11%	8	1	-88%	17	9	-47%	0%
PUEBLA	SAN MIGUEL XOXTLA	7	8	14%		1	100%	7	9	29%	0%
QUERETARO	HUIMILPAN	4	3	-25%		6	100%	4	9	125%	0%
SONORA	DESCONOCIDO	6	5	-17%	5	4	-20%	11	9	-18%	0%
TLAXCALA	CUAPIAXTLA	4	9	125%	1		-100%	5	9	80%	0%
TLAXCALA	PAPALOTLA DE XICHTENCATL	7	5	-29%	5	4	-20%	12	9	-25%	0%
TLAXCALA	XALOZTOC	3	6	100%		3	100%	3	9	200%	0%
TLAXCALA	XICHTZINCO	1	6	500%		3	100%	1	9	800%	0%

VERACRUZ	JALTIPAN	16	8	-50%	6	1	-83%	22	9	-59%	0%
VERACRUZ	MARTINEZ DE LA TORRE	8	5	-38%	9	4	-56%	17	9	-47%	0%
VERACRUZ	OMEALCA	3	6	100%	1	3	200%	4	9	125%	0%
VERACRUZ	TIHUATLAN	11	7	-36%	4	2	-50%	15	9	-40%	0%
ZACATECAS	SOMBRETE	4	6	50%	4	3	-25%	8	9	13%	0%
CHIAPAS	OCOZOCOAUTLA DE ESPINOSA	8	3	-63%	14	5	-64%	22	8	-64%	0%
CHIHUAHUA	DESCONOCIDO	1	2	100%		6	100%	1	8	700%	0%
GUANAJUATO	MANUEL DOBLADO	4	7	75%	1	1	0%	5	8	60%	0%
GUERRERO	ATOYAC DE ALVAREZ	2	8	300%	3		-100%	5	8	60%	0%
HIDALGO	TLAXCOAPAN	3	5	67%	5	3	-40%	8	8	0%	0%
JALISCO	AMECA	3	5	67%	7	3	-57%	10	8	-20%	0%
JALISCO	ATOTONILCO EL ALTO	4	5	25%	10	3	-70%	14	8	-43%	0%
MEXICO	JOCOTITLAN	2	2	0%		6	100%	2	8	300%	0%
MEXICO	MORELOS	4	5	25%	1	3	200%	5	8	60%	0%
MEXICO	TENANGO DEL VALLE	5	4	-20%	2	4	100%	7	8	14%	0%
OAXACA	SANTO DOMINGO TEHUANTEPEC	13	6	-54%	2	2	0%	15	8	-47%	0%
PUEBLA	CUAPIAXTLA DE MADERO	8	4	-50%	1	4	300%	9	8	-11%	0%
PUEBLA	JUAN C. BONILLA	6	8	33%	1		-100%	7	8	14%	0%
PUEBLA	REYES DE JUAREZ LOS	1	7	600%		1	100%	1	8	700%	0%
SAN LUIS POTOSI	RIOVERDE	4	7	75%	5	1	-80%	9	8	-11%	0%
TABASCO	JALAPA	10	2	-80%	3	6	100%	13	8	-38%	0%
VERACRUZ	ALTO LUCERO DE GUTIERREZ BARRI	1	7	600%		1	100%	1	8	700%	0%
VERACRUZ	ANTIGUA LA	13	6	-54%	3	2	-33%	16	8	-50%	0%
VERACRUZ	IXHUATLAN DEL SURESTE	3	5	67%	3	3	0%	6	8	33%	0%
VERACRUZ	SAYULA DE ALEMAN	15	7	-53%	1	1	0%	16	8	-50%	0%
ZACATECAS	OJOCALIENTE	9	6	-33%	3	2	-33%	12	8	-33%	0%
CAMPECHE	CALKINI	2		-100%	10	7	-30%	12	7	-42%	0%
CHIAPAS	BERRIOZABAL	1	3	200%	4	4	0%	5	7	40%	0%
DURANGO	LERDO	6	3	-50%	8	4	-50%	14	7	-50%	0%
GUANAJUATO	CUERAMARO	2	5	150%	1	2	100%	3	7	133%	0%
GUANAJUATO	DESCONOCIDO	2	6	200%		1	100%	2	7	250%	0%
GUERRERO	HUITZUCO DE LOS FIGUEROA	4	6	50%		1	100%	4	7	75%	0%
GUERRERO	JOSE AZUETA	2	5	150%	2	2	0%	4	7	75%	0%
HIDALGO	MIXQUIAHUALA DE JUAREZ	1	2	100%	1	5	400%	2	7	250%	0%
HIDALGO	SANTIAGO TULANTEPEC DE LUGO G	4	3	-25%	6	4	-33%	10	7	-30%	0%
JALISCO	SAYULA	4	2	-50%	2	5	150%	6	7	17%	0%
JALISCO	VILLA CORONA	1	2	100%	1	5	400%	2	7	250%	0%
MEXICO	CAPULHUAC	2	3	50%	1	4	300%	3	7	133%	0%
MEXICO	CHIAUTLA	7	4	-43%	1	3	200%	8	7	-13%	0%
MEXICO	SAN ANTONIO LA ISLA	6	3	-50%	5	4	-20%	11	7	-36%	0%
MICHOACAN	PUREPERO	6	5	-17%	2	2	0%	8	7	-13%	0%
MICHOACAN	TACAMBARO	21	3	-86%	3	4	33%	24	7	-71%	0%
MICHOACAN	TINGUINDIN	1	6	500%	1	1	0%	2	7	250%	0%
MICHOACAN	TOCUMBO		7	100%	1		-100%	1	7	600%	0%
OAXACA	SAN BARTOLO COYOTEPEC	7	4	-43%	8	3	-63%	15	7	-53%	0%
OAXACA	SANTA MARIA ATZOMPA	2	1	-50%	4	6	50%	6	7	17%	0%
PUEBLA	CHOLULA	12	5	-58%	2	2	0%	14	7	-50%	0%
PUEBLA	OCOYUCAN	2	5	150%	3	2	-33%	5	7	40%	0%
PUEBLA	RAFAEL LARA GRAJALES	13	6	-54%	2	1	-50%	15	7	-53%	0%
PUEBLA	SAN SALVADOR EL SECO	4	6	50%	1	1	0%	5	7	40%	0%
PUEBLA	SAN SALVADOR HUIXCOLOTLA	3	5	67%	1	2	100%	4	7	75%	0%
QUERETARO	COLON	16	5	-69%	6	2	-67%	22	7	-68%	0%
QUERETARO	EZEQUIEL MONTES	3	1	-67%	4	6	50%	7	7	0%	0%
QUINTANA ROO	PUERTO MORELOS	1	4	300%		3	100%	1	7	600%	0%
SINALOA	CHOIX	1	7	600%			100%	1	7	600%	0%
TAMAULIPAS	MIGUEL ALEMAN	12	7	-42%	4		-100%	16	7	-56%	0%
TLAXCALA	DESCONOCIDO	1	5	400%	1	2	100%	2	7	250%	0%
VERACRUZ	OLUTA	2	5	150%	2	2	0%	4	7	75%	0%
VERACRUZ	TEZONAPA	9	5	-44%	1	2	100%	10	7	-30%	0%
ZACATECAS	LORETO	7	5	-29%	1	2	100%	8	7	-13%	0%
CAMPECHE	CHAMPOTON	2	2	0%	3	4	33%	5	6	20%	0%
CHIAPAS	ARRIAGA	4	5	25%	8	1	-88%	12	6	-50%	0%
CHIAPAS	BOCHIL		6	100%			100%	0	6	100%	0%
HIDALGO	EMILIANO ZAPATA	5	4	-20%	1	2	100%	6	6	0%	0%
HIDALGO	MINERAL DEL CHICO	2	3	50%	2	3	50%	4	6	50%	0%

HIDALGO	TEZONTEPEC DE ALDAMA	3	4	33%	1	2	100%	4	6	50%	0%
HIDALGO	TOLCAYUCA	2	3	50%	1	3	200%	3	6	100%	0%
JALISCO	CIUDAD GUZMAN	3	2	-33%	3	4	33%	6	6	0%	0%
JALISCO	JUANACATLAN	2	2	0%	2	4	100%	4	6	50%	0%
JALISCO	OJUELOS DE JALISCO	2	4	100%	2	2	0%	4	6	50%	0%
JALISCO	PONCITLAN	6	4	-33%	2	2	0%	8	6	-25%	0%
JALISCO	SAN MIGUEL EL ALTO	6	3	-50%	10	3	-70%	16	6	-63%	0%
MEXICO	AMATEPEC	4	4	0%		2	100%	4	6	50%	0%
MEXICO	OTZOLOTEPEC	4	6	50%	3		-100%	7	6	-14%	0%
MICHOACAN	ALVARO OBREGON	3	3	0%		3	100%	3	6	100%	0%
MICHOACAN	TARETAN	11	5	-55%	1	1	0%	12	6	-50%	0%
MORELOS	AXOCHIAPAN		5	100%		1	100%	0	6	100%	0%
MORELOS	DESCONOCIDO	1	5	400%		1	100%	1	6	500%	0%
MORELOS	TLAYACAPAN	1	2	100%	1	4	300%	2	6	200%	0%
NUEVO LEON	DESCONOCIDO		3	100%		3	100%	0	6	100%	0%
NUEVO LEON	DOCTOR ARROYO		2	100%	1	4	300%	1	6	500%	0%
OAXACA	LOMA BONITA	4	6	50%	2		-100%	6	6	0%	0%
OAXACA	SAN JACINTO AMILPAS	1	4	300%	4	2	-50%	5	6	20%	0%
OAXACA	TLALIXTAC DE CABRERA	2	3	50%	1	3	200%	3	6	100%	0%
PUEBLA	ACATLAN	6	5	-17%		1	100%	6	6	0%	0%
PUEBLA	TECALI DE HERRERA	4	6	50%		1	100%	4	6	50%	0%
SAN LUIS POTOSI	VILLA HIDALGO	5	5	0%	2	1	-50%	7	6	-14%	0%
SINALOA	BADIRAGUATO	2	5	150%		1	100%	2	6	200%	0%
SINALOA	FUERTE EL	4	5	25%	3	1	-67%	7	6	-14%	0%
SONORA	AGUA PRIETA	1	4	300%	5	2	-60%	6	6	0%	0%
SONORA	BACUM	5	3	-40%	1	3	200%	6	6	0%	0%
SONORA	HUATABAMPO	6	5	-17%	1	1	0%	7	6	-14%	0%
TABASCO	BALANCAN	5	4	-20%	1	2	100%	6	6	0%	0%
TABASCO	DESCONOCIDO	1	2	100%		4	100%	1	6	500%	0%
TABASCO	TENOSIQUE	8	4	-50%	5	2	-60%	13	6	-54%	0%
TLAXCALA	APETATITLAN DE ANTONIO CARVAJA	2	4	100%	6	2	-67%	8	6	-25%	0%
TLAXCALA	TETLA DE LA SOLIDARIDAD	3	3	0%		3	100%	3	6	100%	0%
TLAXCALA	TLAXCO	7	4	-43%	3	2	-33%	10	6	-40%	0%
VERACRUZ	CAMERINO Z MENDOZA	18	3	-83%	1	3	200%	19	6	-68%	0%
VERACRUZ	CERRO AZUL	3	6	100%	1		-100%	4	6	50%	0%
VERACRUZ	COATZINTLA	6	5	-17%	4	1	-75%	10	6	-40%	0%
VERACRUZ	GUTIERREZ ZAMORA	1	4	300%	6	2	-67%	7	6	-14%	0%
VERACRUZ	SAN JUAN EVANGELISTA	3	6	100%			100%	3	6	100%	0%
VERACRUZ	VEGA DE ALATORRE	5	5	0%	3	1	-67%	8	6	-25%	0%
ZACATECAS	TLALTENANGO DE SANCHEZ ROMAN	4	6	50%	1		-100%	5	6	20%	0%
ZACATECAS	VALPARAISO	6	5	-17%	1	1	0%	7	6	-14%	0%
CHIAPAS	CINTALAPA	3	3	0%	2	2	0%	5	5	0%	0%
CHIAPAS	VENUSTIANO CARRANZA		3	100%		2	100%	0	5	100%	0%
CHIHUAHUA	CAMARGO	2	2	0%	1	3	200%	3	5	67%	0%
CHIHUAHUA	MEOQUI	1	2	100%	4	3	-25%	5	5	0%	0%
COAHUILA	ACUÑA			100%	6	5	-17%	6	5	-17%	0%
DURANGO	MAPIMI	1	5	400%			100%	1	5	400%	0%
GUERRERO	DESCONOCIDO		5	100%			100%	0	5	100%	0%
GUERRERO	TECPAN DE GALEANA	8	3	-63%		2	100%	8	5	-38%	0%
HIDALGO	ATOTONILCO EL GRANDE	1	3	200%		2	100%	1	5	400%	0%
HIDALGO	EPAZOYUCAN		3	100%	3	2	-33%	3	5	67%	0%
HIDALGO	HUEJUTLA DE REYES		4	100%	1	1	0%	1	5	400%	0%
HIDALGO	SINGUILUCAN	6	5	-17%	3		-100%	9	5	-44%	0%
HIDALGO	VILLA DE TEZONTEPEC	2		-100%		5	100%	2	5	150%	0%
JALISCO	JALOSTOTITLAN	9	4	-56%	5	1	-80%	14	5	-64%	0%
JALISCO	TUXPAN		1	100%		4	100%	0	5	100%	0%
JALISCO	ZAPOTILTIC	2		-100%	7	5	-29%	9	5	-44%	0%
MEXICO	ALMOLOYA DE ALQUISIRAS	5	2	-60%	3	3	0%	8	5	-38%	0%
MEXICO	IXTAPAN DE LA SAL	3	5	67%	2		-100%	5	5	0%	0%
MEXICO	TEJUPILCO	10	5	-50%	3		-100%	13	5	-62%	0%
MEXICO	TEMAMATLA	2	4	100%	2	1	-50%	4	5	25%	0%
MEXICO	TEPETLIXPA	1	3	200%	2	2	0%	3	5	67%	0%
MEXICO	XALATLACO	4	3	-25%	1	2	100%	5	5	0%	0%
MICHOACAN	ACUITZIO	3	3	0%		2	100%	3	5	67%	0%
MICHOACAN	ARTEAGA	4	4	0%	3	1	-67%	7	5	-29%	0%

MICHOACAN	NUEVO URECHO	7	5	-29%	1		-100%	8	5	-38%	0%
MICHOACAN	TANCITARO	1	4	300%	1	1	0%	2	5	150%	0%
MICHOACAN	TANGAMANDAPIO	6	4	-33%	1	1	0%	7	5	-29%	0%
NAYARIT	XALISCO	2	4	100%	1	1	0%	3	5	67%	0%
NUEVO LEON	GENERAL BRAVO	1	3	200%	1	2	100%	2	5	150%	0%
NUEVO LEON	GENERAL TERAN		4	100%		1	100%	0	5	100%	0%
NUEVO LEON	HIDALGO	1	5	400%	1		-100%	2	5	150%	0%
NUEVO LEON	MINA	2	1	-50%		4	100%	2	5	150%	0%
NUEVO LEON	SABINAS HIDALGO	2	4	100%	1	1	0%	3	5	67%	0%
OAXACA	DESCONOCIDO	1	3	200%	1	2	100%	2	5	150%	0%
OAXACA	MATIAS ROMERO	5	3	-40%	1	2	100%	6	5	-17%	0%
OAXACA	SAN PEDRO MIXTEPEC DISTR. 22	1	2	100%	2	3	50%	3	5	67%	0%
PUEBLA	GUADALUPE VICTORIA	1	3	200%	1	2	100%	2	5	150%	0%
PUEBLA	ORIENTAL	3	3	0%	1	2	100%	4	5	25%	0%
PUEBLA	SAN JOSE CHIAPA	7	5	-29%	2		-100%	9	5	-44%	0%
QUINTANA ROO	BACALAR	3	3	0%	4	2	-50%	7	5	-29%	0%
SAN LUIS POTOSI	ZARAGOZA	1	3	200%	2	2	0%	3	5	67%	0%
SINALOA	ESCUINAPA	16	4	-75%	1	1	0%	17	5	-71%	0%
SONORA	ETCHOJOA	6	5	-17%	1		-100%	7	5	-29%	0%
TLAXCALA	ATLANGATEPEC		3	100%	2	2	0%	2	5	150%	0%
TLAXCALA	PANOTLA	2	3	50%		2	100%	2	5	150%	0%
TLAXCALA	TEPETITLAN DE LARDIZABAL	6	3	-50%	4	2	-50%	10	5	-50%	0%
VERACRUZ	DESCONOCIDO	1	3	200%	1	2	100%	2	5	150%	0%
VERACRUZ	LERDO DE TEJADA	1	3	200%		2	100%	1	5	400%	0%
VERACRUZ	OTEPAN	6	4	-33%		1	100%	6	5	-17%	0%
YUCATAN	PROGRESO	1	2	100%	1	3	200%	2	5	150%	0%
ZACATECAS	MAZAPIL	1	3	200%		2	100%	1	5	400%	0%
ZACATECAS	MORELOS	1	5	400%			100%	1	5	400%	0%
AGUASCALIENTES	CALVILLO		2	100%	2	2	0%	2	4	100%	0%
BAJA CALIFORNIA	DESCONOCIDO		3	100%	3	1	-67%	3	4	33%	0%
CHIAPAS	HUISTAN		4	100%	1		-100%	1	4	300%	0%
CHIAPAS	JUAREZ	2	3	50%	4	1	-75%	6	4	-33%	0%
CHIAPAS	SUCHIAPA	3	3	0%		1	100%	3	4	33%	0%
CHIHUAHUA	AHUMADA		2	100%		2	100%	0	4	100%	0%
CHIHUAHUA	ALDAMA	2	3	50%	4	1	-75%	6	4	-33%	0%
CHIHUAHUA	NUEVO CASAS GRANDES	2	1	-50%	2	3	50%	4	4	0%	0%
CHIHUAHUA	SANTA ISABEL	2	4	100%			100%	2	4	100%	0%
COAHUILA	SABINAS	3	1	-67%	1	3	200%	4	4	0%	0%
COLIMA	COMALA		1	100%	1	3	200%	1	4	300%	0%
DURANGO	VICENTE GUERRERO	1	4	300%			100%	1	4	300%	0%
GUANAJUATO	HUANIMARO	3	2	-33%	1	2	100%	4	4	0%	0%
HIDALGO	MINERAL DEL MONTE	2	4	100%			100%	2	4	100%	0%
HIDALGO	SAN AGUSTIN TLAXIACA	3	2	-33%	4	2	-50%	7	4	-43%	0%
JALISCO	COLOTLAN		4	100%	1		-100%	1	4	300%	0%
JALISCO	HUEJUCAR	1	2	100%	1	2	100%	2	4	100%	0%
JALISCO	HUERTA LA	4	2	-50%		2	100%	4	4	0%	0%
JALISCO	IXTLAHUACAN DEL RIO	3	2	-33%		2	100%	3	4	33%	0%
JALISCO	MAGDALENA		1	100%		3	100%	0	4	100%	0%
JALISCO	TOTOTLAN	5	2	-60%		2	100%	5	4	-20%	0%
JALISCO	UNION DE SAN ANTONIO	2	3	50%		1	100%	2	4	100%	0%
JALISCO	VILLA GUERRERO	1	4	300%			100%	1	4	300%	0%
JALISCO	VILLA HIDALGO	3	4	33%	3		-100%	6	4	-33%	0%
MEXICO	CHAPA DE MOTA		4	100%	2		-100%	2	4	100%	0%
MEXICO	TEMOAYA	6	4	-33%	1		-100%	7	4	-43%	0%
MEXICO	TONATICO	4	4	0%	1		-100%	5	4	-20%	0%
MEXICO	VILLA DE ALLENDE	2	4	100%			100%	2	4	100%	0%
MEXICO	VILLA DEL CARBON	4	3	-25%	3	1	-67%	7	4	-43%	0%
MEXICO	XONACATLAN	4	2	-50%	2	2	0%	6	4	-33%	0%
MICHOACAN	CHERAN	2	4	100%			100%	2	4	100%	0%
MICHOACAN	CHURINTZIO	5	4	-20%			100%	5	4	-20%	0%
MICHOACAN	COPANDARO	1	4	300%			100%	1	4	300%	0%
MICHOACAN	HUACANA LA	2	4	100%			100%	2	4	100%	0%
MICHOACAN	HUETAMO	4	3	-25%	1	1	0%	5	4	-20%	0%
MICHOACAN	MARCOS CASTELLANOS	1	3	200%		1	100%	1	4	300%	0%
MICHOACAN	PANINDICUARO	3	3	0%		1	100%	3	4	33%	0%

MICHOACAN	TLALPUJAHUA	1	4	300%			100%	1	4	300%	0%
MICHOACAN	ZIRACUARETIRO	3	2	-33%			0%	5	4	-20%	0%
MORELOS	AMACUZAC	10	3	-70%			0%	11	4	-64%	0%
MORELOS	JANTETELCO	2	3	50%			100%	2	4	100%	0%
NAYARIT	ACAPONETA	4	2	-50%			100%	5	4	-20%	0%
NAYARIT	COMPOSTELA	3	2	-33%			-50%	7	4	-43%	0%
OAXACA	CIUDAD IXTEPEC		2	100%			0%	2	4	100%	0%
OAXACA	ESPINAL EL		3	100%			100%	0	4	100%	0%
OAXACA	SAN MARCOS ARTEAGA	1	4	300%			100%	1	4	300%	0%
OAXACA	VILLA DE ETLA	5	3	-40%			-50%	7	4	-43%	0%
OAXACA	VILLA DE ZAACHILA		1	100%			-25%	4	4	0%	0%
PUEBLA	NOPALUCAN	10	4	-60%			-100%	12	4	-67%	0%
PUEBLA	SAN ANTONIO CAÑADA		4	100%			100%	0	4	100%	0%
PUEBLA	SAN GREGORIO ATZOMPA	1	4	300%			-100%	2	4	100%	0%
PUEBLA	TEPANCO DE LOPEZ	5	1	-80%			100%	5	4	-20%	0%
PUEBLA	TEPATLAXCO DE HIDALGO	1	3	200%			100%	1	4	300%	0%
PUEBLA	TEPEYAHUALCO	15	4	-73%			-100%	17	4	-76%	0%
PUEBLA	TILAPA	2	4	100%			100%	2	4	100%	0%
PUEBLA	TLACOTEPEC DE BENITO JUAREZ	14	2	-86%			0%	16	4	-75%	0%
PUEBLA	TLAXCO		2	100%			100%	0	4	100%	0%
QUINTANA ROO	FELIPE CARRILLO PUERTO	4	4	-100%			300%	5	4	-20%	0%
QUINTANA ROO	LAZARO CARDENAS	2	2	0%			-33%	5	4	-20%	0%
SAN LUIS POTOSI	MEXQUITIC DE CARMONA	4	2	-50%			0%	6	4	-33%	0%
SAN LUIS POTOSI	VANEGAS		4	100%			100%	0	4	100%	0%
SAN LUIS POTOSI	VILLA DE REYES	4	4	0%			-100%	7	4	-43%	0%
SONORA	EMPALME	4	3	-25%			-86%	11	4	-64%	0%
SONORA	SANTA ANA	1	4	300%			100%	1	4	300%	0%
TABASCO	TACOTALPA	2	1	-50%			100%	2	4	100%	0%
TAMAULIPAS	CAMARGO	3	3	0%			100%	3	4	33%	0%
TAMAULIPAS	SAN FERNANDO	3	3	0%			-50%	5	4	-20%	0%
TLAXCALA	CARMEN TEQUEXQUITLA, EL	4	3	-25%			0%	5	4	-20%	0%
TLAXCALA	MAGDALENA TLALTELULCO, LA	6	3	-50%			-67%	9	4	-56%	0%
TLAXCALA	NANACAMILPA DE MARIANO ARISTA	4	4	0%			100%	4	4	0%	0%
TLAXCALA	SANTA CRUZ TLAXCALA	1	3	200%			0%	2	4	100%	0%
TLAXCALA	SANTA ISABEL XILOXOTLA	3	4	33%			100%	3	4	33%	0%
TLAXCALA	TENANCINGO	2	4	100%			-100%	4	4	0%	0%
TLAXCALA	TEOLOCHOLCO	5	2	-60%			100%	6	4	-33%	0%
TLAXCALA	XALTOCAN	2	3	50%			100%	2	4	100%	0%
VERACRUZ	ANGEL R CABADA	2	2	0%			100%	3	4	33%	0%
VERACRUZ	HUATUSCO	3	4	33%			-100%	4	4	0%	0%
VERACRUZ	IGNACIO DE LA LLAVE	1	3	200%			-92%	13	4	-69%	0%
VERACRUZ	MALTRATA	5	2	-60%			100%	6	4	-33%	0%
VERACRUZ	NANCHITAL DE LAZARO CARDENAS	5	3	-40%			-67%	8	4	-50%	0%
VERACRUZ	NAUTLA	2	4	100%			-100%	3	4	33%	0%
VERACRUZ	NOGALES	10	2	-80%			-82%	21	4	-81%	0%
VERACRUZ	PASO DEL MACHO		3	100%			0%	1	4	300%	0%
VERACRUZ	PUENTE NACIONAL	2	2	0%			100%	2	4	100%	0%
VERACRUZ	SAN ANDRES TUXTLA	16	2	-88%			-50%	20	4	-80%	0%
VERACRUZ	URSULO GALVAN	2	1	-50%			200%	3	4	33%	0%
ZACATECAS	JALPA	2	3	50%			-50%	4	4	0%	0%
ZACATECAS	MIGUEL AUZA	1	4	300%			-100%	2	4	100%	0%
AGUASCALIENTES	ASIENTOS	1	1	0%			100%	1	3	200%	0%
AGUASCALIENTES	PABELLON DE ARTEAGA		3	100%			-100%	1	3	200%	0%
AGUASCALIENTES	SAN FRANCISCO DE LOS ROMO	3	1	-67%			0%	5	3	-40%	0%
CALIFORNIA	SAN DIEGO		1	100%			100%	1	3	200%	0%
CHIAPAS	CHAMULA	2	1	-50%			100%	3	3	0%	0%
CHIAPAS	CHILON		2	100%			100%	0	3	100%	0%
CHIAPAS	CONCORDIA LA	2	2	0%			100%	2	3	50%	0%
CHIAPAS	DESCONOCIDO	1	2	100%			100%	1	3	200%	0%
CHIAPAS	FRONTERA COMALAPA		2	100%			0%	1	3	200%	0%
CHIAPAS	HUIXTLA	5	3	-40%			-100%	8	3	-63%	0%
CHIAPAS	JIQUIPILAS		2	100%			100%	0	3	100%	0%
CHIAPAS	TECPATAN	1	1	0%			100%	2	3	50%	0%
CHIAPAS	TONALA	2	1	-100%			50%	4	3	-25%	0%
CHIAPAS	TRINITARIA LA	1	1	0%			100%	1	3	200%	0%

CHIHUAHUA	BOCOYNA	1	2	100%	1	1	0%	2	3	50%	0%
CHIHUAHUA	JIMENEZ	3	2	-33%	1	1	0%	4	3	-25%	0%
COAHUILA	MUZQUIZ			100%	3	3	0%	3	3	0%	0%
COLIMA	CUAUHTEMOC	4	1	-75%	2	2	0%	6	3	-50%	0%
GUANAJUATO	DOCTOR MORA	7	3	-57%			100%	7	3	-57%	0%
GUANAJUATO	JERECUARO	4	2	-50%	2	1	-50%	6	3	-50%	0%
GUANAJUATO	ROMITA	1	3	200%	1		-100%	2	3	50%	0%
GUANAJUATO	TARANDACUAO	7		-100%		3	100%	7	3	-57%	0%
GUERRERO	JUAN R. ESCUDERO	2	2	0%	2	1	-50%	4	3	-25%	0%
GUERRERO	TEPECOACUILCO DE TRUJANO	2	3	50%			100%	2	3	50%	0%
HIDALGO	ALFAJAYUCAN		3	100%			100%	0	3	100%	0%
HIDALGO	CUAUTEPEC DE HINOJOSA	4	2	-50%	2	1	-50%	6	3	-50%	0%
HIDALGO	PROGRESO DE OBREGON	2	3	50%	2		-100%	4	3	-25%	0%
HIDALGO	TECOZAUTLA	1	2	100%	1	1	0%	2	3	50%	0%
HIDALGO	TLANALAPA	2	3	50%	2		-100%	4	3	-25%	0%
JALISCO	AYOTLAN	8	1	-88%	2	2	0%	10	3	-70%	0%
JALISCO	COCULA		2	100%	2	1	-50%	2	3	50%	0%
JALISCO	DEGOLLADO	2	2	0%	2	1	-50%	4	3	-25%	0%
JALISCO	GOMEZ FARIAS	1	3	200%			100%	1	3	200%	0%
JALISCO	SAN CRISTOBAL DE LA BARRANCA		3	100%	1		-100%	1	3	200%	0%
JALISCO	SAN MARTIN DE BOLADOS			200%		3	100%	0	3	100%	0%
JALISCO	SAN MARTIN DE HIDALGO	1	3	200%	2		-100%	3	3	0%	0%
JALISCO	TAMAZULA DE GORDIANO	2	3	50%	3		-100%	5	3	-40%	0%
JALISCO	TIZAPAN EL ALTO			100%	2	3	50%	2	3	50%	0%
JALISCO	ZAPOTLAN DEL REY		1	100%	2	2	0%	2	3	50%	0%
MEXICO	AMANALCO		2	100%		1	100%	0	3	100%	0%
MEXICO	ATLAUTLA	2	2	0%	2	1	-50%	4	3	-25%	0%
MEXICO	JIQUIPILCO		3	100%	2		-100%	2	3	50%	0%
MICHOACAN	ANGANGUEO		2	100%	1	1	0%	1	3	200%	0%
MICHOACAN	CONTEPEC	1	2	100%	3	1	-67%	4	3	-25%	0%
MICHOACAN	ERONGARICUARO	3	2	-33%		1	100%	3	3	0%	0%
MICHOACAN	LAGUNILLAS	2	2	0%	1	1	0%	3	3	0%	0%
MICHOACAN	OCAMPO	1	2	100%		1	100%	1	3	200%	0%
MICHOACAN	QUIROGA	1	2	100%		1	100%	1	3	200%	0%
MICHOACAN	TEPALCATEPEC	4	2	-50%	3	1	-67%	7	3	-57%	0%
MICHOACAN	TZINTZUNTZAN		1	100%		2	100%	0	3	100%	0%
MICHOACAN	VENUSTIANO CARRANZA			100%		3	100%	0	3	100%	0%
MICHOACAN	VISTA HERMOSA	3	2	-33%	1	1	0%	4	3	-25%	0%
MICHOACAN	YURECUARO		2	100%	3	1	-67%	3	3	0%	0%
MICHOACAN	ZINAPARO	1	2	100%		1	100%	1	3	200%	0%
MORELOS	TEMOAC	1	3	200%	1		-100%	2	3	50%	0%
MORELOS	TEPALCINGO	1	2	100%	1	1	0%	2	3	50%	0%
MORELOS	TETECALA	1	2	100%		1	100%	1	3	200%	0%
MORELOS	TOTOLAPAN		1	100%		2	100%	0	3	100%	0%
NUEVO LEON	ABASOLO	1		-100%		3	100%	1	3	200%	0%
NUEVO LEON	CERRALVO	1	3	200%			100%	1	3	200%	0%
NUEVO LEON	CHINA	2	2	0%	1	1	0%	3	3	0%	0%
NUEVO LEON	DOCTOR COSS		1	100%	1	2	100%	1	3	200%	0%
OAXACA	MIAHUATLAN DE PORFIRIO DIAZ	3	3	0%	1		-100%	4	3	-25%	0%
OAXACA	SAN ANTONIO DE LA CAL	1	1	0%	1	2	100%	2	3	50%	0%
OAXACA	SAN PABLO ETLA	1	2	100%	2	1	-50%	3	3	0%	0%
OAXACA	SANTA MARIA HUATULCO	3		-100%	1	3	200%	4	3	-25%	0%
PUEBLA	CHIETLA	2	1	-50%		2	100%	2	3	50%	0%
PUEBLA	HUITZILAN DE SERDAN	1	2	100%		1	100%	1	3	200%	0%
PUEBLA	MOLCAXAC		3	100%			100%	0	3	100%	0%
PUEBLA	PETLALCINGO	2	2	0%		1	100%	2	3	50%	0%
PUEBLA	SAN NICOLAS DE BUENOS AIRES	5	1	-80%		2	100%	5	3	-40%	0%
PUEBLA	SANTIAGO MIAHUATLAN	3	3	0%	2		-100%	5	3	-40%	0%
PUEBLA	SANTO TOMAS HUEYOTLIPAN	1	2	100%		1	100%	1	3	200%	0%
PUEBLA	TEHUITZINGO	2	2	0%	1	1	0%	3	3	0%	0%
PUEBLA	ZACAPOAXTLA	2	2	0%		1	100%	2	3	50%	0%
SAN LUIS POTOSI	AHUALULCO	1	2	100%	1	1	0%	2	3	50%	0%
SAN LUIS POTOSI	CEDRAL		3	100%	1		-100%	1	3	200%	0%
SAN LUIS POTOSI	CERRITOS	1	3	200%			100%	1	3	200%	0%
SAN LUIS POTOSI	SALINAS	6	1	-83%	1	2	100%	7	3	-57%	0%

SAN LUIS POTOSI	SAN ANTONIO	1	3	200%	1		-100%	2	3	50%	0%
SAN LUIS POTOSI	SANTA MARIA DEL RIO	2	2	0%	2	1	-50%	4	3	-25%	0%
SONORA	CANANEA	1	1	0%	2	2	0%	3	3	0%	0%
SONORA	IMURIS		1	100%	2	2	0%	2	3	50%	0%
TABASCO	JONUTA		2	100%		1	100%	0	3	100%	0%
TAMAULIPAS	MIER	1	3	200%			100%	1	3	200%	0%
TAMAULIPAS	SOTO LA MARINA	3	2	-33%		1	100%	3	3	0%	0%
TAMAULIPAS	TULA		1	100%	1	2	100%	1	3	200%	0%
TLAXCALA	HUEYOTLIPAN	1	3	200%	3		-100%	4	3	-25%	0%
TLAXCALA	SANCTORUM DE LAZARO CARDENAS	2	1	-50%	5	2	-60%	7	3	-57%	0%
TLAXCALA	TZOMPANTEPEC		1	100%		2	100%	0	3	100%	0%
VERACRUZ	AMATITLAN	3		-100%		3	100%	3	3	0%	0%
VERACRUZ	CARRILLO PUERTO	9	3	-67%	5		-100%	14	3	-79%	0%
VERACRUZ	CHINAMECA	7	2	-71%	1	1	0%	8	3	-63%	0%
VERACRUZ	IXMATLAHUACAN		3	100%			100%	0	3	100%	0%
VERACRUZ	MARIANO ESCOBEDO	5	3	-40%	2		-100%	7	3	-57%	0%
VERACRUZ	OTATITLAN		3	100%			100%	0	3	100%	0%
VERACRUZ	PERLA LA	3	3	0%			100%	3	3	0%	0%
VERACRUZ	SAN RAFAEL	1	1	0%	3	2	-33%	4	3	-25%	0%
VERACRUZ	SANTIAGO TUXTLA	2	1	-50%	2	2	0%	4	3	-25%	0%
VERACRUZ	TANTOYUCA	1	2	100%	3	1	-67%	4	3	-25%	0%
VERACRUZ	TLALIXCOYAN	1	2	100%		1	100%	1	3	200%	0%
VERACRUZ	TLAPACOYAN	1	2	100%	3	1	-67%	4	3	-25%	0%
VERACRUZ	ZONGOLICA	1	3	200%			100%	1	3	200%	0%
ZACATECAS	GENERAL FRANCISCO R. MURGUIA		2	100%		1	100%	0	3	100%	0%
ZACATECAS	LUIS MOYA	2	1	-50%	2	2	0%	4	3	-25%	0%
ZACATECAS	MONTE ESCOBEDO		3	100%			100%	0	3	100%	0%
ZACATECAS	NOCHISTLAN DE MEJIA	1	2	100%		1	100%	1	3	200%	0%
ZACATECAS	RIO GRANDE	4	2	-50%	4	1	-75%	8	3	-63%	0%
ZACATECAS	TEUL DE GONZALEZ ORTEGA	1	3	200%			100%	1	3	200%	0%
AGUASCALIENTES	RINCON DE ROMOS	1	1	0%	1	1	0%	2	2	0%	0%
BAJA CALIFORNIA SUR	COMONDU			100%	4	2	-50%	4	2	-50%	0%
CHIAPAS	BENEMERITO DE LAS AMERICAS	1		-100%	1	2	100%	2	2	0%	0%
CHIAPAS	CHALCHIHUITAN		2	100%			100%	0	2	100%	0%
CHIAPAS	IXTAPA	1	2	100%			100%	1	2	100%	0%
CHIAPAS	JITOTOL	1	2	100%			100%	1	2	100%	0%
CHIAPAS	MOTOZINTLA		2	100%	3		-100%	3	2	-33%	0%
CHIAPAS	OXCHUC	1	2	100%			100%	1	2	100%	0%
CHIAPAS	PANTELHO		2	100%			100%	0	2	100%	0%
CHIAPAS	PICHUCALCO	3		-100%	2	2	0%	5	2	-60%	0%
CHIAPAS	PIJIJAPAN	2	2	0%			100%	2	2	0%	0%
CHIAPAS	SUCHIATE		1	100%		1	100%	0	2	100%	0%
CHIAPAS	TZIMOL	2	1	-50%		1	100%	2	2	0%	0%
CHIAPAS	VILLA CORZO	1	2	100%			100%	1	2	100%	0%
CHIAPAS	VILLA FLORES	2	2	0%	4		-100%	6	2	-67%	0%
CHIHUAHUA	BATOPILAS		2	100%			100%	0	2	100%	0%
CHIHUAHUA	GUACHOCHI	1	1	0%	1	1	0%	2	2	0%	0%
CHIHUAHUA	JANOS	1	1	0%		1	100%	1	2	100%	0%
COAHUILA	ALLENDE		1	100%	1	1	0%	1	2	100%	0%
COAHUILA	MATAMOROS	3	1	-67%	3	1	-67%	6	2	-67%	0%
COAHUILA	NAVA			100%		2	100%	0	2	100%	0%
DURANGO	CUENCAME	1	2	100%	1		-100%	2	2	0%	0%
DURANGO	DESCONOCIDO		1	100%		1	100%	0	2	100%	0%
DURANGO	SANTIAGO PAPASQUIARO		1	100%	1	1	0%	1	2	100%	0%
GUERRERO	ARCELIA	5	2	-60%			100%	5	2	-60%	0%
GUERRERO	ATENANGO DEL RIO			100%		2	100%	0	2	100%	0%
GUERRERO	BUENAVISTA DE CUELLAR	1	1	0%		1	100%	1	2	100%	0%
GUERRERO	COCUILA	3	1	-67%		1	100%	3	2	-33%	0%
GUERRERO	HUAMUXTITLAN		1	100%		1	100%	0	2	100%	0%
GUERRERO	OMETEPEC	2	2	0%			100%	2	2	0%	0%
GUERRERO	PILCAYA	3	2	-33%			100%	3	2	-33%	0%
GUERRERO	SAN MARCOS	1	1	0%		1	100%	1	2	100%	0%
GUERRERO	ZIRANDARO	1	1	0%		1	100%	1	2	100%	0%
HIDALGO	CARDONAL		1	100%	1	1	0%	1	2	100%	0%
HIDALGO	METZTITLAN		2	100%	1		-100%	1	2	100%	0%

HIDALGO	SANTIAGO DE ANAYA	1	1	0%		1	100%	1	2	100%	0%
HIDALGO	TLAHUELILPAN	3	2	-33%	1		-100%	4	2	-50%	0%
HIDALGO	ZIMAPAN	3	2	-33%	1		-100%	4	2	-50%	0%
JALISCO	GUACHINANGO	2	1	-50%		1	100%	2	2	0%	0%
JALISCO	HUEJUQUILLA EL ALTO	1	2	100%			100%	1	2	100%	0%
JALISCO	MASCOTA	1	2	100%			100%	1	2	100%	0%
JALISCO	SAN IGNACIO CERRO GORDO	3	1	-67%		1	100%	3	2	-33%	0%
JALISCO	SAN JULIAN	1	1	0%	1	1	0%	2	2	0%	0%
JALISCO	TEOCALTICHE	3	2	-33%			100%	3	2	-33%	0%
JALISCO	TONILA		1	100%		1	100%	0	2	100%	0%
MEXICO	ALMOLOYA DEL RIO		2	100%			100%	0	2	100%	0%
MEXICO	AYAPANGO	1	1	0%		1	100%	1	2	100%	0%
MEXICO	COATEPEC HARINAS	6	1	-83%	3	1	-67%	9	2	-78%	0%
MEXICO	DONATO GUERRA	0	1	100%		1	100%	0	2	100%	0%
MEXICO	ECATZINGO	2	2	0%			100%	2	2	0%	0%
MEXICO	ISIDRO FABELA	2	1	-50%	1	1	0%	3	2	-33%	0%
MEXICO	JILOTZINGO	3	2	-33%	4		-100%	7	2	-71%	0%
MEXICO	JOQUICINGO		2	100%			100%	0	2	100%	0%
MEXICO	MALINALCO	1	1	0%	1	1	0%	2	2	0%	0%
MEXICO	MEXICALTZINGO	2		-100%	2	2	0%	4	2	-50%	0%
MEXICO	OCUILAN	3	1	-67%		1	100%	3	2	-33%	0%
MEXICO	ORO EL	1	1	0%		1	100%	1	2	100%	0%
MEXICO	PAPALOTLA	1		-100%		2	100%	1	2	100%	0%
MEXICO	TEMASCALTEPEC	1	2	100%	1		-100%	2	2	0%	0%
MEXICO	TENANGO DEL AIRE	2		-100%	1	2	100%	3	2	-33%	0%
MEXICO	TEXCALYACAC	1	2	100%			100%	1	2	100%	0%
MEXICO	ZUMPAHUACAN		2	100%			100%	0	2	100%	0%
MICHOACAN	CHARO	1		-100%		2	100%	1	2	100%	0%
MICHOACAN	COAHUAYANA	1	2	100%	1		-100%	2	2	0%	0%
MICHOACAN	COALCOMAN DE VAZQUEZ PALLAREZ	1	1	0%	3	1	-67%	4	2	-50%	0%
MICHOACAN	COENEO	3	2	-33%			100%	3	2	-33%	0%
MICHOACAN	HUANDACAREO	2		-100%	1	2	100%	3	2	-33%	0%
MICHOACAN	MADERO	1	1	0%		1	100%	1	2	100%	0%
MICHOACAN	PARACUARO	7	2	-71%	2		-100%	9	2	-78%	0%
MICHOACAN	TANHUATO	2	1	-50%	1	1	0%	3	2	-33%	0%
MICHOACAN	TURICATO	4	2	-50%			100%	4	2	-50%	0%
MORELOS	JONACATEPEC	1	2	100%			100%	1	2	100%	0%
MORELOS	MIACATLAN	2	2	0%			100%	2	2	0%	0%
MORELOS	OCUITUCO	1	1	0%	1	1	0%	2	2	0%	0%
MORELOS	TLAQUILTENANGO	2	2	0%			100%	2	2	0%	0%
NAYARIT	RUIZ	1		-100%		2	100%	1	2	100%	0%
NAYARIT	SANTIAGO IXCUINTLA	5	1	-80%	4	1	-75%	9	2	-78%	0%
NAYARIT	TECUALA	1	1	100%	1	1	0%	1	2	100%	0%
NUEVO LEON	DOCTOR GONZALEZ	1	2	100%			100%	1	2	100%	0%
NUEVO LEON	HERRERAS LOS			100%		2	100%	0	2	100%	0%
NUEVO LEON	MARIN	1	2	100%	1		-100%	2	2	0%	0%
NUEVO LEON	VILLALDAMA		1	100%		1	100%	0	2	100%	0%
OAXACA	ASUNCION NOCHIXTLAN	3	2	-33%	1		-100%	4	2	-50%	0%
OAXACA	MAGDALENA APASCO	2	2	0%			100%	2	2	0%	0%
OAXACA	SAN AGUSTIN DE LAS JUNTAS	3		-100%	5	2	-60%	8	2	-75%	0%
OAXACA	SAN LORENZO CACAOTEPEC	1	1	0%	2	1	-50%	3	2	-33%	0%
OAXACA	SAN PEDRO POCHUTLA	2	1	-50%	1	1	0%	3	2	-33%	0%
OAXACA	SANTA MARIA COLOTEPEC			100%		2	100%	0	2	100%	0%
OAXACA	SANTA MARIA COYOTEPEC		1	100%		1	100%	0	2	100%	0%
OAXACA	SANTO DOMINGO ZANATEPEC	1	2	100%			100%	1	2	100%	0%
OAXACA	VILLA TUTUTEPEC DE MELCHOR O	1	2	100%			100%	1	2	100%	0%
PUEBLA	ATEMPAN		1	100%	1	1	0%	1	2	100%	0%
PUEBLA	CALPAN	2		-100%		2	100%	2	2	0%	0%
PUEBLA	CUAUTEMPAN	1	2	100%	1		-100%	2	2	0%	0%
PUEBLA	FRANCISCO Z. MENA			100%		2	0%	2	2	0%	0%
PUEBLA	HUAQUECHULA	1	1	0%		1	100%	1	2	100%	0%
PUEBLA	LAFRAGUA		2	100%			100%	0	2	100%	0%
PUEBLA	SAN FELIPE TEOTLALCINGO	1	1	0%		1	100%	1	2	100%	0%
PUEBLA	SAN PABLO ANICANO	2	2	0%			100%	2	2	0%	0%
PUEBLA	SOLTEPEC	1	2	100%			100%	1	2	100%	0%

PUEBLA	TEPEXI DE RODRIGUEZ	3	2	-33%			100%	3	2	-33%	0%
PUEBLA	TLATLAUQUITEPEC	3		-100%			2	3	2	-33%	0%
PUEBLA	TUZAMAPAN DE GALEANA		1	100%			1	0	2	100%	0%
PUEBLA	VENUSTIANO CARRANZA	3	1	-67%		1	1	4	2	-50%	0%
PUEBLA	XICOTEPEC	7		-100%		1	2	8	2	-75%	0%
PUEBLA	ZARAGOZA	3	1	-67%		1	1	4	2	-50%	0%
PUEBLA	ZINACATEPEC	1	1	0%			1	1	2	100%	0%
QUERETARO	SAN JOAQUIN			100%		2	2	2	2	0%	0%
QUINTANA ROO	JOSE MARIA MORELOS	1	1	0%		2	1	3	2	-33%	0%
SAN LUIS POTOSI	AQUISMON		2	100%				0	2	100%	0%
SAN LUIS POTOSI	ARMADILLO DE LOS INFANTE	2	2	0%				2	2	0%	0%
SAN LUIS POTOSI	CIUDAD FERNANDEZ			100%		3	2	3	2	-33%	0%
SAN LUIS POTOSI	GUADALCAZAR	2	1	-50%			1	2	2	0%	0%
SAN LUIS POTOSI	TANCANHUITZ DE SANTOS		1	100%			1	0	2	100%	0%
SINALOA	CONCORDIA	1	1	0%		1	1	2	2	0%	0%
SINALOA	COSALA	2	2	0%				2	2	0%	0%
SONORA	BENITO JUAREZ	1	1	0%			1	1	2	100%	0%
SONORA	GENERAL PLUTARCO ELIAS CALLES	1		-100%			2	1	2	100%	0%
SONORA	URES	3	1	-67%			1	3	2	-33%	0%
TAMAULIPAS	ALDAMA	2	2	0%		1		3	2	-33%	0%
TAMAULIPAS	BURGOS	2	2	0%		1		3	2	-33%	0%
TAMAULIPAS	MENDEZ		1	100%			1	0	2	100%	0%
TAMAULIPAS	SAN CARLOS		2	100%				0	2	100%	0%
TAMAULIPAS	VALLE HERMOSO	2	2	0%		1		3	2	-33%	0%
TLAXCALA	SANTA ANA NOPALUCAN		2	100%		1		1	2	100%	0%
TLAXCALA	TOTOLAC	2	2	0%		1		3	2	-33%	0%
VERACRUZ	ACULTZINGO	1	2	100%				1	2	100%	0%
VERACRUZ	ATZALAN	1	2	100%		1		2	2	0%	0%
VERACRUZ	BANDERILLA	1		-100%		2	2	3	2	-33%	0%
VERACRUZ	COACOATZINTLA	2	1	-50%			1	2	2	0%	0%
VERACRUZ	ESPINAL	2	1	-50%		1	1	3	2	-33%	0%
VERACRUZ	HUEYAPAN DE OCAMPO	5	2	-60%				5	2	-60%	0%
VERACRUZ	JESUS CARRANZA		2	100%		1		1	2	100%	0%
VERACRUZ	PLAYA VICENTE			100%			2	0	2	100%	0%
VERACRUZ	SOCONUSCO	4	1	-75%		1	1	5	2	-60%	0%
VERACRUZ	SOLEDAD DE DOBLADO	2		-100%		1	2	3	2	-33%	0%
VERACRUZ	SOTEAPAN		1	100%			1	0	2	100%	0%
VERACRUZ	TEMPOAL		2	100%				0	2	100%	0%
VERACRUZ	TEPETZINTLA		2	100%				0	2	100%	0%
VERACRUZ	TLILAPAN			100%			2	0	2	100%	0%
VERACRUZ	VILLA ALDAMA		1	100%			1	0	2	100%	0%
VERACRUZ	YANGA	1		-100%		2	2	3	2	-33%	0%
YUCATAN	KANASIN		1	100%		2	1	2	2	0%	0%
YUCATAN	QUINTANA ROO	2		-100%		1	2	3	2	-33%	0%
YUCATAN	UMAN		1	100%		2	1	2	2	0%	0%
ZACATECAS	DESCONOCIDO		2	100%				0	2	100%	0%
ZACATECAS	GENERAL ENRIQUE ESTRADA	3	2	-33%		1		4	2	-50%	0%
ZACATECAS	JIMENEZ DEL TEUL		2	100%				0	2	100%	0%
ZACATECAS	JUAN ALDAMA		2	100%				0	2	100%	0%
ZACATECAS	TEPETONGO	1	2	100%				1	2	100%	0%
ZACATECAS	VILLA HIDALGO	1	2	100%				1	2	100%	0%
AGUASCALIENTES	DESCONOCIDO		1	100%				0	1	100%	0%
AGUASCALIENTES	LLANO EL	1		-100%			1	1	1	0%	0%
AGUASCALIENTES	SAN JOSE DE GRACIA			100%		1	1	1	1	0%	0%
ARIZONA	PHOENIX			100%			1	0	1	100%	0%
ARIZONA	TUCSON			100%			1	0	1	100%	0%
CALIFORNIA	SAN BERNARDINO	1		-100%			1	1	1	0%	0%
CAMPECHE	CALAKMUL			100%			1	0	1	100%	0%
CAMPECHE	CANDELARIA	5	1	-80%				5	1	-80%	0%
CAMPECHE	DESCONOCIDO		1	100%				0	1	100%	0%
CAMPECHE	ESCARCEGA	3	1	-67%		1		4	1	-75%	0%
CAMPECHE	XPUJIL		1	100%				0	1	100%	0%
CHIAPAS	ACACOYAGUA			100%		1	1	1	1	0%	0%
CHIAPAS	ACALA		1	100%				0	1	100%	0%
CHIAPAS	ACAPETAHUA		1	100%				0	1	100%	0%

CHIAPAS	AMATAN		1	100%			100%	0	1	100%	0%
CHIAPAS	AMATENANGO DEL VALLE		1	100%			100%	0	1	100%	0%
CHIAPAS	CATAZAJA	6	1	-83%			100%	6	1	-83%	0%
CHIAPAS	CHIAPILLA		1	100%			100%	0	1	100%	0%
CHIAPAS	COAPILLA		1	100%			100%	0	1	100%	0%
CHIAPAS	COPAINALA		1	100%	1		-100%	1	1	0%	0%
CHIAPAS	FRONTERA HIDALGO		1	100%		1	100%	0	1	100%	0%
CHIAPAS	MAPASTEPEC	1	1	0%			100%	1	1	0%	0%
CHIAPAS	MARGARITAS LAS	1		-100%		1	100%	1	1	0%	0%
CHIAPAS	MAZATAN		1	100%		2	-100%	2	1	-50%	0%
CHIAPAS	MONTECRISTO DE GUERRERO			100%			100%	0	1	100%	0%
CHIAPAS	OSTUACAN	2	1	-50%	1		-100%	3	1	-67%	0%
CHIAPAS	PUEBLO NUEVO SOLISTAHUACAN		1	100%			100%	0	1	100%	0%
CHIAPAS	SALTO DE AGUA	2	1	-50%			100%	2	1	-50%	0%
CHIAPAS	SAN FERNANDO	3	1	-67%	1		-100%	4	1	-75%	0%
CHIAPAS	SIMOJOVEL			100%	1	1	0%	1	1	0%	0%
CHIAPAS	TEOPISCA	2	1	-50%			100%	2	1	-50%	0%
CHIAPAS	TILA	1	1	0%			100%	1	1	0%	0%
CHIAPAS	TUMBALA		1	100%			100%	0	1	100%	0%
CHIAPAS	TUXTLA CHICO			100%			100%	0	1	100%	0%
CHIHUAHUA	AQUILES SERDAN	1		-100%	2	1	-50%	3	1	-67%	0%
CHIHUAHUA	ASCENSION	1		-100%	1	1	0%	2	1	-50%	0%
CHIHUAHUA	BALLEZA			100%		1	100%	0	1	100%	0%
CHIHUAHUA	BUENAVENTURA			100%		1	100%	0	1	100%	0%
CHIHUAHUA	CASAS GRANDES		1	100%			100%	0	1	100%	0%
CHIHUAHUA	GUADALUPE			100%		1	100%	0	1	100%	0%
CHIHUAHUA	GUADALUPE Y CALVO			100%		1	100%	0	1	100%	0%
CHIHUAHUA	GUERRERO		1	100%	1		-100%	1	1	0%	0%
CHIHUAHUA	IGNACIO ZARAGOZA			100%		1	100%	0	1	100%	0%
CHIHUAHUA	OJINAGA		1	100%	1		-100%	1	1	0%	0%
CHIHUAHUA	SAN FRANCISCO DE CONCHOS		1	100%			100%	0	1	100%	0%
CHIHUAHUA	SATEVÉ	1	1	0%	1		-100%	2	1	-50%	0%
COAHUILA	JUAREZ			100%		1	100%	0	1	100%	0%
COAHUILA	MORELOS			100%		1	100%	0	1	100%	0%
COAHUILA	SACRAMENTO			100%		1	100%	0	1	100%	0%
COAHUILA	SAN BUENAVENTURA			100%		1	100%	0	1	100%	0%
COAHUILA	SIERRA MOJADA		1	100%			100%	0	1	100%	0%
COAHUILA	ZARAGOZA	1		-100%		1	100%	1	1	0%	0%
COLIMA	COQUIMATLAN			100%	2	1	-50%	2	1	-50%	0%
COLIMA	DESCONOCIDO		1	100%			100%	0	1	100%	0%
DURANGO	CANATLAN	3	1	-67%	1		-100%	4	1	-75%	0%
DURANGO	MEZQUITAL		1	100%	1		-100%	1	1	0%	0%
DURANGO	OCAMPO	1	1	0%			100%	1	1	0%	0%
DURANGO	ORO EL			100%		1	100%	0	1	100%	0%
DURANGO	RODEO		1	100%			100%	0	1	100%	0%
DURANGO	SANTA CLARA		1	100%			100%	0	1	100%	0%
DURANGO	SUCHIL		1	100%			100%	0	1	100%	0%
DURANGO	TEPEHUANES		1	100%			100%	0	1	100%	0%
DURANGO	TOPIA		1	100%			100%	0	1	100%	0%
EXTRANJERO	NO USAR ESTA CLAVE			100%		1	100%	0	1	100%	0%
GUANAJUATO	CORONEO	3	1	-67%	2		-100%	5	1	-80%	0%
GUANAJUATO	OCAMPO	2	1	-50%			100%	2	1	-50%	0%
GUANAJUATO	PUEBLO NUEVO			100%		1	100%	0	1	100%	0%
GUANAJUATO	SANTIAGO MARAVATIO	1	1	0%	1		-100%	2	1	-50%	0%
GUANAJUATO	TIERRA BLANCA		1	100%			100%	0	1	100%	0%
GUERRERO	AYUTLA DELOS LIBRES	1	1	0%			100%	1	1	0%	0%
GUERRERO	COPALA		1	100%			100%	0	1	100%	0%
GUERRERO	IGUALAPA	2		-100%	2	1	-50%	4	1	-75%	0%
GUERRERO	MALINALTEPEC		1	100%			100%	0	1	100%	0%
GUERRERO	MARTIR DE CUILAPAN	1	1	0%			100%	1	1	0%	0%
GUERRERO	SAN LUIS ACATLAN		1	100%			100%	0	1	100%	0%
GUERRERO	TLAPEHUALA	3	1	-67%			100%	3	1	-67%	0%
GUERRERO	XALPATLAHUAC	1	1	0%			100%	1	1	0%	0%
GUERRERO	XOCHIHUEHUETLAN		1	100%			100%	0	1	100%	0%
HIDALGO	ACATLAN	1	1	0%	1		-100%	2	1	-50%	0%

HIDALGO	ACAXOCHITLAN	10	1	-90%	10		-100%	20	1	-95%	0%
HIDALGO	AGUA BLANCA DE ITURBIDE			100%		1	100%	0	1	100%	0%
HIDALGO	ARENAL EL	2	1	-50%	1		-100%	3	1	-67%	0%
HIDALGO	ATLAPEXCO		1	100%			100%	0	1	100%	0%
HIDALGO	CHAPANTONGO			100%	1	1	0%	1	1	0%	0%
HIDALGO	FRANCISCO I. MADERO			100%		1	100%	0	1	100%	0%
HIDALGO	HUEHUETLA			100%		1	100%	0	1	100%	0%
HIDALGO	JALTOCAN		1	100%			100%	0	1	100%	0%
HIDALGO	JUAREZ HIDALGO	1	1	0%			100%	1	1	0%	0%
HIDALGO	NOPALA DE VILLAGRAN	2		-100%	3	1	-67%	5	1	-80%	0%
HIDALGO	OMITLAN DE JUAREZ	1	1	0%			100%	1	1	0%	0%
HIDALGO	SAN AGUSTIN METZQUITITLAN		1	100%			100%	0	1	100%	0%
HIDALGO	TASQUILLO	3	1	-67%			100%	3	1	-67%	0%
HIDALGO	TEPETITLAN			100%		1	100%	0	1	100%	0%
HIDALGO	TETEPANGO		1	100%			100%	0	1	100%	0%
HIDALGO	YAHUALICA		1	100%			100%	0	1	100%	0%
HIDALGO	ZACUALTIPAN DE ANGELES	1	1	0%			100%	1	1	0%	0%
JALISCO	AUTLAN DE NAVARRO	6		-100%	1	1	0%	7	1	-86%	0%
JALISCO	CABO CORRIENTES		1	100%			100%	0	1	100%	0%
JALISCO	CASIMIRO CASTILLO	1	1	0%			100%	1	1	0%	0%
JALISCO	CIHUATLAN	3		-100%	2	1	-50%	5	1	-80%	0%
JALISCO	CUAUTITLAN DE GARCIA BARRAGAN			100%	1	1	0%	1	1	0%	0%
JALISCO	CUAUTLA		1	100%			100%	0	1	100%	0%
JALISCO	ETZATLAN	3	1	-67%	1		-100%	4	1	-75%	0%
JALISCO	GRULLO EL	1		-100%	1	1	0%	2	1	-50%	0%
JALISCO	JESUS MARIA	1	1	0%			100%	1	1	0%	0%
JALISCO	JUCHITLAN		1	100%	1		-100%	1	1	0%	0%
JALISCO	MAZAMITLA	3	1	-67%			100%	3	1	-67%	0%
JALISCO	QUITUPAN			100%		1	100%	0	1	100%	0%
JALISCO	SAN DIEGO DE ALEJANDRIA		1	100%			100%	0	1	100%	0%
JALISCO	SAN JUANITO ESCOBEDO		1	100%			100%	0	1	100%	0%
JALISCO	SAN SEBASTIAN DEL OESTE		1	100%			100%	0	1	100%	0%
JALISCO	TALPA DE ALLENDE			100%		1	100%	0	1	100%	0%
JALISCO	TAPALPA	1		-100%		1	100%	1	1	0%	0%
JALISCO	TECOLOTLAN	2		-100%	1	1	0%	3	1	-67%	0%
JALISCO	TEOCUITATLAN DE CORONA			100%	1	1	0%	1	1	0%	0%
JALISCO	TEUCHITLAN	1	1	0%			100%	1	1	0%	0%
JALISCO	TOLIMAN		1	100%			100%	0	1	100%	0%
JALISCO	TOMATLAN			100%			100%	5	1	-80%	0%
JALISCO	TOTATICHE		1	100%			100%	0	1	100%	0%
JALISCO	VALLE DE GUADALUPE	2		-100%	1	1	0%	3	1	-67%	0%
JALISCO	YAHUALICA DE GONZALEZ GALLO			100%	1	1	0%	1	1	0%	0%
MEXICO	CHAPULTEPEC		1	100%	1		-100%	1	1	0%	0%
MEXICO	LUVIANOS			100%	1	1	0%	1	1	0%	0%
MEXICO	RAYON		1	100%			100%	0	1	100%	0%
MEXICO	SAN FELIPE DEL PROGRESO	2	1	-50%	3		-100%	5	1	-80%	0%
MEXICO	TEMASCALCINGO	4		-100%	1	1	0%	5	1	-80%	0%
MEXICO	TEXCALTITLAN		1	100%			100%	0	1	100%	0%
MICHOACAN	AGUILILLA	8		-100%	1	1	0%	9	1	-89%	0%
MICHOACAN	APORO	1	1	0%			100%	1	1	0%	0%
MICHOACAN	AQUILA	1	1	0%	2		-100%	3	1	-67%	0%
MICHOACAN	ATIZAPAN		1	100%			100%	0	1	100%	0%
MICHOACAN	CARACUARO	2	1	-50%			100%	2	1	-50%	0%
MICHOACAN	CHARAPAN		1	100%			100%	0	1	100%	0%
MICHOACAN	CHINICUILA		1	100%			100%	0	1	100%	0%
MICHOACAN	COTIJA	2	1	-50%	2		-100%	4	1	-75%	0%
MICHOACAN	ECUANDUREO	14	1	-93%			100%	14	1	-93%	0%
MICHOACAN	IRIMBO		1	100%			100%	0	1	100%	0%
MICHOACAN	IXTLAN	2	1	-50%			100%	2	1	-50%	0%
MICHOACAN	JIMENEZ	2	1	-50%	1		-100%	3	1	-67%	0%
MICHOACAN	JUAREZ	1	1	0%	2		-100%	3	1	-67%	0%
MICHOACAN	MORELOS	4	1	-75%			100%	4	1	-75%	0%
MICHOACAN	NUEVO PARANGARICUTIRO	1	1	0%			100%	1	1	0%	0%
MICHOACAN	NUMARAN		1	100%			100%	0	1	100%	0%
MICHOACAN	PAJACUARAN		1	100%			100%	0	1	100%	0%

MICHOACAN	PENJAMILLO	1	1	0%			100%	1	1	0%	0%	
MICHOACAN	QUERENDARO	2	1	-50%			100%		1	-50%	0%	
MICHOACAN	SANTA ANA MAYA			100%		2	1	-50%	2	1	-50%	0%
MICHOACAN	SENGUIO		1	100%			100%		0	1	100%	0%
MICHOACAN	TINGAMBATO	4	1	-75%			100%		4	1	-75%	0%
MICHOACAN	TIQUICHEO DE NICOLAS ROMERO	1		-100%			100%	1	1	0%	0%	
MICHOACAN	TUZANTLA		1	100%			100%		0	1	100%	0%
MICHOACAN	TZITZIO		1	100%			100%		0	1	100%	0%
NAYARIT	DESCONOCIDO		1	100%			100%		0	1	100%	0%
NAYARIT	IXTLAN DEL RIO	1	1	0%			100%		1	1	0%	0%
NAYARIT	SAN BLAS		1	100%			100%		0	1	100%	0%
NAYARIT	SAN PEDRO LAGUNILLAS		1	100%			100%		0	1	100%	0%
NAYARIT	YESCA LA		1	100%			100%		0	1	100%	0%
NUEVO LEON	ANAHUAC			100%		2	1	-50%	2	1	-50%	0%
NUEVO LEON	RAMONES LOS		1	100%			100%		0	1	100%	0%
NUEVO LEON	SANTIAGO IXCUINTLA		1	100%			100%		0	1	100%	0%
OAXACA	ACATLAN DE PEREZ FIGUEROA	1	1	0%			100%		1	1	0%	0%
OAXACA	ASUNCION CACALOTEPEC			100%		1	1	0%	1	1	0%	0%
OAXACA	ASUNCION IXTALTEPEC			100%			1	100%	0	1	100%	0%
OAXACA	AYOTZINTEPEC		1	100%			100%		0	1	100%	0%
OAXACA	BARRIO DE LA SOLEDAD EL	3	1	-67%		1		-100%	4	1	-75%	0%
OAXACA	CHAHUITES			100%			1	100%	0	1	100%	0%
OAXACA	COICOYAN DE LAS FLORES			100%		1	1	0%	1	1	0%	0%
OAXACA	COSOLAPA	2		-100%			1	100%	2	1	-50%	0%
OAXACA	GUADALUPE ETLA		1	100%			100%		0	1	100%	0%
OAXACA	HEROICA CIUDAD DE EJUTLA DE C	5	1	-80%		3		-100%	8	1	-88%	0%
OAXACA	MARISCALA DE JUAREZ			100%			1	100%	0	1	100%	0%
OAXACA	OCOTLAN DE MORELOS	3	1	-67%				100%	3	1	-67%	0%
OAXACA	SAN AGUSTIN YATARENI	1	1	0%		1		-100%	2	1	-50%	0%
OAXACA	SAN FELIPE USILA		1	100%			100%		0	1	100%	0%
OAXACA	SAN JOSE CHILTEPEC		1	100%			100%		0	1	100%	0%
OAXACA	SAN JOSE DEL PROGRESO		1	100%			100%		0	1	100%	0%
OAXACA	SAN JUAN GUELAVIA		1	100%			100%		0	1	100%	0%
OAXACA	SAN JUAN GUICHICOVI	1	1	0%			100%		1	1	0%	0%
OAXACA	SAN JUAN SAYULTEPEC		1	100%			100%		0	1	100%	0%
OAXACA	SAN MATEO CAJONOS			100%			1	100%	0	1	100%	0%
OAXACA	SAN MIGUEL DEL PUERTO		1	100%			100%		0	1	100%	0%
OAXACA	SAN PABLO CUATRO VENADOS		1	100%			100%		0	1	100%	0%
OAXACA	SAN PEDRO IXTLAHUACA			100%			1	100%	0	1	100%	0%
OAXACA	SAN PEDRO TAPANATEPEC	3	1	-67%				100%	3	1	-67%	0%
OAXACA	SAN SEBASTIAN TECOMAXTLAHUACA			100%			1	100%	0	1	100%	0%
OAXACA	SAN SEBASTIAN TUTLA		1	100%			1	-100%	1	1	0%	0%
OAXACA	SANTA CRUZ AMILPAS	2	1	-50%				100%	2	1	-50%	0%
OAXACA	SANTA MARIA DEL TULE	1		-100%		1	1	0%	2	1	-50%	0%
OAXACA	SANTIAGO CHAZUMBA	1		-100%			1	100%	1	1	0%	0%
OAXACA	SANTIAGO JAMILTEPEC			100%			1	100%	0	1	100%	0%
OAXACA	SANTIAGO JUXTLAHUACA			100%		2	1	-50%	2	1	-50%	0%
OAXACA	SANTIAGO PINOTEPA NACIONAL	1	1	0%		4		-100%	5	1	-80%	0%
OAXACA	TEOTITLAN DE FLORES MAGON	1	1	0%				100%	1	1	0%	0%
OAXACA	VILLA DIAZ ORDAZ		1	100%		1		-100%	1	1	0%	0%
OAXACA	VILLA TEJUPAM DE LA UNION		1	100%				100%	0	1	100%	0%
OAXACA	ZIMATLAN DE ALVAREZ		1	100%				100%	0	1	100%	0%
PUEBLA	AMIXTLAN			100%			1	100%	0	1	100%	0%
PUEBLA	ATEXCAL			100%			1	100%	0	1	100%	0%
PUEBLA	ATOYATEMPAN	1	1	0%			100%		1	1	0%	0%
PUEBLA	ATZALA		1	100%			100%		0	1	100%	0%
PUEBLA	ATZITZIHUACAN	3		-100%			1	100%	3	1	-67%	0%
PUEBLA	CADADA MORELOS	2	1	-50%				100%	2	1	-50%	0%
PUEBLA	CALTEPEC		1	100%				100%	0	1	100%	0%
PUEBLA	CAMOCUAUTLA		1	100%				100%	0	1	100%	0%
PUEBLA	CAÑADA MORELOS		1	100%				100%	0	1	100%	0%
PUEBLA	CHIAUTLA	2		-100%			1	100%	2	1	-50%	0%
PUEBLA	CHICONCUAUTLA		1	100%				100%	0	1	100%	0%
PUEBLA	CHIGMECATITLAN		1	100%				100%	0	1	100%	0%
PUEBLA	CHIGNAUTLA			100%		1	1	0%	1	1	0%	0%

PUEBLA	CHILA		1	100%			100%	0	1	100%	0%
PUEBLA	COHUECAN		1	100%			100%	0	1	100%	0%
PUEBLA	CUAUTINCHAN	2	1	-50%	2		-100%	4	1	-75%	0%
PUEBLA	CUETZALAN DEL PROGRESO			100%	1	1	0%	1	1	0%	0%
PUEBLA	CUYOACO	1	1	0%			100%	1	1	0%	0%
PUEBLA	GENERAL FELIPE ANGELES	1	1	0%			100%	1	1	0%	0%
PUEBLA	GUADALUPE	3	1	-67%			100%	3	1	-67%	0%
PUEBLA	HUEHUETLAN EL GRANDE		1	100%			100%	0	1	100%	0%
PUEBLA	HUEYAPAN	1	1	0%			100%	1	1	0%	0%
PUEBLA	HUEYTLALPAN		1	100%			100%	0	1	100%	0%
PUEBLA	IXCAQUIXTLA		1	100%			100%	0	1	100%	0%
PUEBLA	JALPAN		1	100%			100%	0	1	100%	0%
PUEBLA	JOPALA			100%		1	100%	0	1	100%	0%
PUEBLA	NAUZONTLA		1	100%			100%	0	1	100%	0%
PUEBLA	NEALTICAN			100%		1	100%	0	1	100%	0%
PUEBLA	OCOTEPEC	1	1	0%			100%	1	1	0%	0%
PUEBLA	PAHUATLAN			100%	1	1	0%	1	1	0%	0%
PUEBLA	PANTEPEC			100%		1	100%	0	1	100%	0%
PUEBLA	PIAXTLA		1	100%			100%	0	1	100%	0%
PUEBLA	SAN GABRIEL CHILAC			100%		1	100%	0	1	100%	0%
PUEBLA	SAN JERONIMO TECUANIPAN		1	100%			100%	0	1	100%	0%
PUEBLA	SAN JUAN ATENCO	1	1	0%			100%	1	1	0%	0%
PUEBLA	SAN JUAN ATZOMPA	1	1	0%			100%	1	1	0%	0%
PUEBLA	SAN MATIAS TLALANCALECA	7	1	-86%	4		-100%	11	1	-91%	0%
PUEBLA	SAN MIGUEL IXITLAN		1	100%			100%	0	1	100%	0%
PUEBLA	SAN PEDRO YELOIXTLAHUACAN	1	1	0%			100%	1	1	0%	0%
PUEBLA	TECOMATLAN	2	1	-50%	1		-100%	3	1	-67%	0%
PUEBLA	TEPEOJUMA	3	1	-67%			100%	3	1	-67%	0%
PUEBLA	TEPEYAHUALCO DE CUAUHTEMOC		1	100%	1		-100%	1	1	0%	0%
PUEBLA	TIANGUISMANALCO	1		-100%	1	1	0%	2	1	-50%	0%
PUEBLA	TLALTENANGO	2		-100%		1	100%	2	1	-50%	0%
PUEBLA	TLANEPANTLA		1	100%	1		-100%	1	1	0%	0%
PUEBLA	TLAOLA		1	100%			100%	0	1	100%	0%
PUEBLA	TLAPANALA		1	100%			100%	0	1	100%	0%
PUEBLA	TOTOLTEPEC DE GUERRERO		1	100%			100%	0	1	100%	0%
PUEBLA	TULCINGO	3	1	-67%			100%	3	1	-67%	0%
PUEBLA	TZICATLACOYAN			100%		1	100%	0	1	100%	0%
PUEBLA	XIUTETELCO	1	1	0%			100%	1	1	0%	0%
PUEBLA	XOCHILTEPEC		1	100%			100%	0	1	100%	0%
PUEBLA	YEHUALTEPEC	3	1	-67%	2		-100%	5	1	-80%	0%
PUEBLA	ZACAPALA		1	100%			100%	0	1	100%	0%
QUERETARO	JALPAN DE SERRA		1	100%	1		-100%	1	1	0%	0%
QUERETARO	PEDAMILLER			100%		1	100%	0	1	100%	0%
QUINTANA ROO	CADEREYTA DE MONTES		1	100%			100%	0	1	100%	0%
QUINTANA ROO	ISLA MUJERES			100%	1	1	0%	1	1	0%	0%
SAN LUIS POTOSI	AXTLA DE TERRAZAS			100%		1	100%	0	1	100%	0%
SAN LUIS POTOSI	CERRO DE SAN PEDRO			100%		1	100%	0	1	100%	0%
SAN LUIS POTOSI	CHARCAS	1		-100%	2	1	-50%	3	1	-67%	0%
SAN LUIS POTOSI	DESCONOCIDO	1		-100%	1	1	0%	2	1	-50%	0%
SAN LUIS POTOSI	EBANO	1	1	0%	2		-100%	3	1	-67%	0%
SAN LUIS POTOSI	LAGUNILLAS		1	100%			100%	0	1	100%	0%
SAN LUIS POTOSI	MATLAPA		1	100%			100%	0	1	100%	0%
SAN LUIS POTOSI	SAN CIRO DE ACOSTA		1	100%	1		-100%	1	1	0%	0%
SAN LUIS POTOSI	SANTA CATARINA		1	100%			100%	0	1	100%	0%
SAN LUIS POTOSI	SANTO DOMINGO		1	100%			100%	0	1	100%	0%
SAN LUIS POTOSI	TAMAZUNCHALE		1	100%			100%	0	1	100%	0%
SAN LUIS POTOSI	TANLAJAS		1	100%			100%	0	1	100%	0%
SAN LUIS POTOSI	VILLA DE GUADALUPE		1	100%	1		-100%	1	1	0%	0%
SINALOA	DESCONOCIDO	3	1	-67%	1		-100%	4	1	-75%	0%
SINALOA	SAN IGNACIO	1	1	0%			100%	1	1	0%	0%
SONORA	ALTAR			100%	3	1	-67%	3	1	-67%	0%
SONORA	ARIZPE		1	100%			100%	0	1	100%	0%
SONORA	BANAMICHI		1	100%			100%	0	1	100%	0%
SONORA	HUACHINERA			100%		1	100%	0	1	100%	0%
SONORA	ONAVAS		1	100%			100%	0	1	100%	0%

SONORA	PITIQUITO		1	100%		1		-100%		1	1	0%	0%
SONORA	QUIRIEGO		1	100%				100%		0	1	100%	0%
SONORA	ROSARIO	3	1	-67%				100%		3	1	-67%	0%
SONORA	SAHUARIPA		1	100%				100%		0	1	100%	0%
SONORA	SOYOPA			100%			1	100%		0	1	100%	0%
TABASCO	CABORCA		1	100%				100%		0	1	100%	0%
TABASCO	LA VENTA		1	100%				100%		0	1	100%	0%
TAMAULIPAS	DESCONOCIDO			100%			1	100%		0	1	100%	0%
TAMAULIPAS	GUERRERO		1	100%				100%		0	1	100%	0%
TAMAULIPAS	GUSTAVO DIAZ ORDAZ		1	100%		1		-100%		1	1	0%	0%
TAMAULIPAS	JAUMAVE			100%			1	100%		0	1	100%	0%
TAMAULIPAS	NUEVO MORELOS	1	1	0%				100%		1	1	0%	0%
TAMAULIPAS	PADILLA	1	1	0%				100%		1	1	0%	0%
TAMAULIPAS	PALMILLAS			100%				100%		0	1	100%	0%
TAMAULIPAS	XICOTENCATL		1	100%				100%		0	1	100%	0%
TLAXCALA	AMAXAC DE GUERRERO	2	1	-50%				100%		2	1	-50%	0%
TLAXCALA	CONTLA DE JUAN CUAMATZI	3	1	-67%		1		-100%		4	1	-75%	0%
TLAXCALA	ESPADITA	1	1	0%				100%		1	1	0%	0%
TLAXCALA	SAN DAMIAN TEXOLOC		1	100%				100%		0	1	100%	0%
TLAXCALA	SAN JERONIMO ZACUALPAN		1	100%				100%		0	1	100%	0%
TLAXCALA	SAN JOSE TEACALCO			100%			1	100%		0	1	100%	0%
TLAXCALA	SANTA CATARINA AYOMETLA		1	100%		1		-100%		1	1	0%	0%
TLAXCALA	SANTA CRUZ QUILEHTLA		1	100%				100%		0	1	100%	0%
TLAXCALA	TETLATLAHUCA	1		-100%		1	1	0%		2	1	-50%	0%
VERACRUZ	ALTOTONGA	5	1	-80%		1		-100%		6	1	-83%	0%
VERACRUZ	ASTACINGA		1	100%				100%		0	1	100%	0%
VERACRUZ	ATOYAC	2	1	-50%		2		-100%		4	1	-75%	0%
VERACRUZ	ATZACAN			100%				100%		0	1	100%	0%
VERACRUZ	CASTILLO DE TEAYO		1	100%				100%		0	1	100%	0%
VERACRUZ	CATEMACO	5		-100%		2	1	-50%		7	1	-86%	0%
VERACRUZ	CHICONTEPEC		1	100%		2		-100%		2	1	-50%	0%
VERACRUZ	COMAPA			100%			1	100%		0	1	100%	0%
VERACRUZ	COSAUTLAN DE CARVAJAL		1	100%				100%		0	1	100%	0%
VERACRUZ	COSCOMATEPEC	3		-100%		2	1	-50%		5	1	-80%	0%
VERACRUZ	CUICHAPA		1	100%				100%		0	1	100%	0%
VERACRUZ	HIDALGOTITLAN		1	100%				100%		0	1	100%	0%
VERACRUZ	HUILLOAPAN	1		-100%		1	1	0%		2	1	-50%	0%
VERACRUZ	ISLA	3		-100%		2	1	-50%		5	1	-80%	0%
VERACRUZ	IXHUATLAN DE MADERO			100%			1	100%		0	1	100%	0%
VERACRUZ	IXHUATLAN DEL CAFE		1	100%				100%		0	1	100%	0%
VERACRUZ	IXHUATLANCILLO		1	100%		1		-100%		1	1	0%	0%
VERACRUZ	JALACINGO		1	100%		1		-100%		1	1	0%	0%
VERACRUZ	JOSE AZUETA	1	1	0%				100%		1	1	0%	0%
VERACRUZ	JUAN RODRIGUEZ CLARA	4		-100%		1	1	0%		5	1	-80%	0%
VERACRUZ	MECAYAPAN		1	100%				100%		0	1	100%	0%
VERACRUZ	MISANTLA	2		-100%		1	1	0%		3	1	-67%	0%
VERACRUZ	MOLOACAN	7	1	-86%		2		-100%		9	1	-89%	0%
VERACRUZ	OZULUAMA DE MASCAREAS			100%			1	100%		0	1	100%	0%
VERACRUZ	PASO DE OVEJAS	1	1	0%		1		-100%		2	1	-50%	0%
VERACRUZ	SAN ANDRES TENEJAPAN	1	1	0%				100%		1	1	0%	0%
VERACRUZ	TAMIAHUA			100%			1	100%		0	1	100%	0%
VERACRUZ	TAMPICO ALTO		1	100%				100%		0	1	100%	0%
VERACRUZ	TATAHUICAPAN DE JUAREZ		1	100%				100%		0	1	100%	0%
VERACRUZ	TECOLUTLA	1	1	0%		1		-100%		2	1	-50%	0%
VERACRUZ	TEXISTEPEC		1	100%		1		-100%		1	1	0%	0%
VERACRUZ	TLACOTALPAN			100%		1	1	0%		1	1	0%	0%
VERACRUZ	TLALTETELA	1	1	0%				100%		1	1	0%	0%
VERACRUZ	TOMATLAN		1	100%				100%		0	1	100%	0%
VERACRUZ	TOTUTLA	1	1	0%				100%		1	1	0%	0%
VERACRUZ	UXPANAPA			100%			1	100%		0	1	100%	0%
VERACRUZ	ZENTLA	2		-100%			1	100%		2	1	-50%	0%
YUCATAN	CANSAHCAB			100%		1	1	0%		1	1	0%	0%
YUCATAN	DZEMUL		1	100%				100%		0	1	100%	0%
YUCATAN	KOPOMA			100%			1	100%		0	1	100%	0%
YUCATAN	PANABA		1	100%				100%		0	1	100%	0%

YUCATAN	TECOH			100%		1	100%	0	1	100%	0%
YUCATAN	TIZIMIN			100%		1	100%	0	1	100%	0%
YUCATAN	VALLADOLID			100%		1	0%	0	1	0%	0%
ZACATECAS	APOZOL			100%		1	100%	0	1	100%	0%
ZACATECAS	CHALCHIHUITES		1	100%			100%	0	1	100%	0%
ZACATECAS	CUAUHTEMOC		1	100%			100%	0	1	100%	0%
ZACATECAS	MOYAHUA DE ESTRADA	1	1	0%		1	-100%	2	1	-50%	0%
ZACATECAS	PANUCO		1	100%			100%	0	1	100%	0%
ZACATECAS	TRONCOSO		1	100%			100%	0	1	100%	0%
ZACATECAS	VILLA GARCIA	2	1	-50%			100%	2	1	-50%	0%
ZACATECAS	VILLANUEVA	1	1	0%			100%	1	1	0%	0%
AGUASCALIENTES	COSIO	1		-100%		2	-100%	3	0	-100%	0%
AGUASCALIENTES	TEPEZALA			100%		1	-100%	1	0	-100%	0%
ARIZONA	DOUGLAS			100%		1	-100%	1	0	-100%	0%
BAJA CALIFORNIA SUR	TIJUANA			100%		1	-100%	1	0	-100%	0%
CAMPECHE	PALIZADA	1		-100%			100%	1	0	-100%	0%
CHIAPAS	ALDAMA			100%		1	-100%	1	0	-100%	0%
CHIAPAS	ALTAMIRANO	1		-100%			100%	1	0	-100%	0%
CHIAPAS	AMATENANGO DE LA FRONTERA	1		-100%			100%	1	0	-100%	0%
CHIAPAS	CACAHOATAN			100%		2	-100%	2	0	-100%	0%
CHIAPAS	CHICOMUSELO	1		-100%			100%	1	0	-100%	0%
CHIAPAS	EMILIANO ZAPATA	1		-100%			100%	1	0	-100%	0%
CHIAPAS	ESCUINTLA	4		-100%		1	-100%	5	0	-100%	0%
CHIAPAS	HUEHUETAN			100%		1	-100%	1	0	-100%	0%
CHIAPAS	LIBERTAD LA	2		-100%			100%	2	0	-100%	0%
CHIAPAS	MEZCALAPA			100%		1	-100%	1	0	-100%	0%
CHIAPAS	SOCOLTENANGO	1		-100%			100%	1	0	-100%	0%
CHIAPAS	SOLOSUCHIAPA			100%		1	-100%	1	0	-100%	0%
CHIAPAS	SOYALO	2		-100%			100%	2	0	-100%	0%
CHIAPAS	TAPILULA	2		-100%		1	-100%	3	0	-100%	0%
CHIAPAS	VILLA COMALTITLAN	3		-100%		3	-100%	6	0	-100%	0%
CHIAPAS	YAJALON			100%		2	-100%	2	0	-100%	0%
CHIHUAHUA	GALEANA	1		-100%			100%	1	0	-100%	0%
CHIHUAHUA	GOMEZ FARIAS	1		-100%			100%	1	0	-100%	0%
CHIHUAHUA	JULIMES			100%		1	-100%	1	0	-100%	0%
CHIHUAHUA	MADERA	2		-100%			100%	2	0	-100%	0%
CHIHUAHUA	ROSALES			100%		1	-100%	1	0	-100%	0%
CHIHUAHUA	VALLE DE ZARAGOZA	1		-100%			100%	1	0	-100%	0%
COAHUILA	DESCONOCIDO	1		-100%			100%	1	0	-100%	0%
COAHUILA	FRANCISCO I. MADERO	5		-100%			100%	5	0	-100%	0%
COAHUILA	SAN JUAN DE SABINAS			100%		2	-100%	2	0	-100%	0%
COLIMA	ARMERIA	1		-100%		2	-100%	3	0	-100%	0%
COLIMA	MINATITLAN			100%		1	-100%	1	0	-100%	0%
DURANGO	CANELAS	1		-100%			100%	1	0	-100%	0%
DURANGO	GUADALUPE VICTORIA	2		-100%			100%	2	0	-100%	0%
DURANGO	INDE			100%		1	-100%	1	0	-100%	0%
DURANGO	NOMBRE DE DIOS	1		-100%			100%	1	0	-100%	0%
DURANGO	TAMAZULA	1		-100%			100%	1	0	-100%	0%
DURANGO	TLAHUALILO	1		-100%			100%	1	0	-100%	0%
GUANAJUATO	SANTA CATARINA	1		-100%			100%	1	0	-100%	0%
GUERRERO	ALCOZAUCA DE GUERRERO	1		-100%			100%	1	0	-100%	0%
GUERRERO	BENITO JUAREZ	1		-100%			100%	1	0	-100%	0%
GUERRERO	CUAJINICUILAPA	2		-100%			100%	2	0	-100%	0%
GUERRERO	CUTZAMALA DE PINZON	2		-100%			100%	2	0	-100%	0%
GUERRERO	FLORENCIO VILLARREAL	1		-100%			100%	1	0	-100%	0%
GUERRERO	GENERAL HELIODORO CASTILLO			100%		1	-100%	1	0	-100%	0%
GUERRERO	LEONARDO BRAVO	1		-100%			100%	1	0	-100%	0%
GUERRERO	MARQUELIA	2		-100%			100%	2	0	-100%	0%
GUERRERO	MOCHITLAN	1		-100%			100%	1	0	-100%	0%
GUERRERO	OLINALA	1		-100%		1	-100%	2	0	-100%	0%
GUERRERO	TEOLOAPAN	1		-100%			100%	1	0	-100%	0%
GUERRERO	TIXTLA DE GUERRERO	4		-100%			100%	4	0	-100%	0%
GUERRERO	TLALCHAPA	1		-100%			100%	1	0	-100%	0%
GUERRERO	ZITLALA	1		-100%			100%	1	0	-100%	0%
HIDALGO	CALNALI			100%		2	-100%	2	0	-100%	0%

HIDALGO	CHILCUAUTLA		100%	1	-100%	1	0	-100%	0%
HIDALGO	HUASCA DE OCAMPO		100%	1	-100%	1	0	-100%	0%
HIDALGO	METEPEC	1	-100%		100%	1	0	-100%	0%
HIDALGO	SAN SALVADOR		100%	1	-100%	1	0	-100%	0%
HIDALGO	TENANGO DE DORIA	1	-100%		100%	1	0	-100%	0%
HIDALGO	XOCHICOATLAN	1	-100%		100%	1	0	-100%	0%
JALISCO	AMACUECA	1	-100%		100%	1	0	-100%	0%
JALISCO	ATOYAC	1	-100%		100%	1	0	-100%	0%
JALISCO	AYUTLA		100%	1	-100%	1	0	-100%	0%
JALISCO	CADADAS DE OBREGON		100%	1	-100%	1	0	-100%	0%
JALISCO	CHIQUILISTLAN	1	-100%		100%	1	0	-100%	0%
JALISCO	HOSTOTIPAQUILLO	1	-100%	1	-100%	2	0	-100%	0%
JALISCO	LIMON EL		100%	1	-100%	1	0	-100%	0%
JALISCO	PIHUAMO		100%	2	-100%	2	0	-100%	0%
JALISCO	SAN GABRIEL	1	-100%		100%	1	0	-100%	0%
JALISCO	TENAMAXTLAN	1	-100%	1	-100%	2	0	-100%	0%
JALISCO	TONAYA	1	-100%	1	-100%	2	0	-100%	0%
JALISCO	TUXCUECA	1	-100%		100%	1	0	-100%	0%
JALISCO	VALLE DE JUAREZ	2	-100%	1	-100%	3	0	-100%	0%
JALISCO	VILLA PURIFICACION		100%	1	-100%	1	0	-100%	0%
MEXICO	OZUMBA	6	-100%	3	-100%	9	0	-100%	0%
MEXICO	SAN JOSE DEL RINCON	2	-100%	2	-100%	4	0	-100%	0%
MEXICO	SAN SIMON DE GUERRERO		100%	2	-100%	2	0	-100%	0%
MEXICO	SULTEPEC	1	-100%		100%	1	0	-100%	0%
MEXICO	TIMILPAN	1	-100%		100%	1	0	-100%	0%
MEXICO	TLATLAYA	2	-100%	1	-100%	3	0	-100%	0%
MEXICO	ZACUALPAN	1	-100%		100%	1	0	-100%	0%
MICHOACAN	ANGAMACUTIRO		100%	1	-100%	1	0	-100%	0%
MICHOACAN	BRISEBAS	3	-100%	1	-100%	4	0	-100%	0%
MICHOACAN	CHURUMUCO	2	-100%		100%	2	0	-100%	0%
MICHOACAN	JOSE SIXTO VERDUZCO	1	-100%		100%	1	0	-100%	0%
MICHOACAN	NAHUATZEN	6	-100%	1	-100%	7	0	-100%	0%
MICHOACAN	SAN LUCAS	1	-100%	1	-100%	2	0	-100%	0%
MICHOACAN	SUSUPUATO	1	-100%		100%	1	0	-100%	0%
MICHOACAN	TLAZAZALCA	3	-100%	1	-100%	4	0	-100%	0%
MICHOACAN	VILLAMAR	2	-100%		100%	2	0	-100%	0%
MICHOACAN	ZACAZONAPAN		100%	1	-100%	1	0	-100%	0%
MORELOS	COATLAN DEL RIO	1	-100%		100%	1	0	-100%	0%
MORELOS	MAZATEPEC	1	-100%		100%	1	0	-100%	0%
MORELOS	MORELOS	1	-100%		100%	1	0	-100%	0%
MORELOS	TETELA DEL VOLCAN		100%	1	-100%	1	0	-100%	0%
MORELOS	TLALNEPANTLA	1	-100%	1	-100%	2	0	-100%	0%
NAYARIT	HUAJICORI		100%	1	-100%	1	0	-100%	0%
NAYARIT	JALA		100%	3	-100%	3	0	-100%	0%
NAYARIT	ROSAMORADA	1	-100%		100%	1	0	-100%	0%
NAYARIT	TUXPAN	1	-100%		100%	1	0	-100%	0%
NUEVO LEON	AGUALEGUAS	2	-100%		100%	2	0	-100%	0%
NUEVO LEON	GENERAL TREVIÑO	1	-100%		100%	1	0	-100%	0%
NUEVO LEON	HUALAHUISES	1	-100%		100%	1	0	-100%	0%
NUEVO LEON	RAYONES	1	-100%		100%	1	0	-100%	0%
OAXACA	ABEJONES	1	-100%		100%	1	0	-100%	0%
OAXACA	ANIMAS TRUJANO	1	-100%		100%	1	0	-100%	0%
OAXACA	CHIQUIHUITLAN DE BENITO JUAREZ	1	-100%		100%	1	0	-100%	0%
OAXACA	CIENEGA DE ZIMATLAN	1	-100%		100%	1	0	-100%	0%
OAXACA	CONCEPCION PAPALO	1	-100%		100%	1	0	-100%	0%
OAXACA	CUILAPAM DE GUERRERO	1	-100%	1	-100%	2	0	-100%	0%
OAXACA	MARTIRES DE TACUBAYA	1	-100%		100%	1	0	-100%	0%
OAXACA	NEJAPA DE MADERO	1	-100%		100%	1	0	-100%	0%
OAXACA	PINOTEPA DE DON LUIS	1	-100%		100%	1	0	-100%	0%
OAXACA	ROJAS DE CUAUHTEMOC	1	-100%		100%	1	0	-100%	0%
OAXACA	SAN ANDRES HUAYAPAM		100%	1	-100%	1	0	-100%	0%
OAXACA	SAN BALTAZAR LOXICHA	1	-100%		100%	1	0	-100%	0%
OAXACA	SAN BLAS ATEMPA	1	-100%		100%	1	0	-100%	0%
OAXACA	SAN DIONISIO OCOTEPEC		100%	1	-100%	1	0	-100%	0%
OAXACA	SAN JUAN CACAHUATEPEC	1	-100%		100%	1	0	-100%	0%

OAXACA	SAN JUAN COTZOCON		100%	1	-100%	1	0	-100%	0%
OAXACA	SAN MARTIN TILCAJETE	3	-100%		100%	3	0	-100%	0%
OAXACA	SAN MIGUEL SOYALTEPEC	1	-100%	1	-100%	2	0	-100%	0%
OAXACA	SAN PABLO HUIXTEPEC		100%	1	-100%	1	0	-100%	0%
OAXACA	SAN PEDRO IXCATLAN	1	-100%		100%	1	0	-100%	0%
OAXACA	SANTA MAGDALENA JICOTLAN		100%	1	-100%	1	0	-100%	0%
OAXACA	SANTA MARIA ECATEPEC		100%	1	-100%	1	0	-100%	0%
OAXACA	SANTA MARIA OZOLOTEPEC		100%	1	-100%	1	0	-100%	0%
OAXACA	SANTA MARIA TONAMECA		100%	1	-100%	1	0	-100%	0%
OAXACA	SANTIAGO LLANO GRANDE		100%	1	-100%	1	0	-100%	0%
OAXACA	SANTIAGO MATATLAN	1	-100%		100%	1	0	-100%	0%
OAXACA	SANTIAGO NILTEPEC	1	-100%		100%	1	0	-100%	0%
OAXACA	SILACAYOAPAM		100%	1	-100%	1	0	-100%	0%
OAXACA	VILLA DE TAMAZULAPAM DEL PROGR		100%	1	-100%	1	0	-100%	0%
OHIO	DESCONOCIDO		100%	1	-100%	1	0	-100%	0%
PUEBLA	ACTEOPAN	1	-100%		100%	1	0	-100%	0%
PUEBLA	AJALPAN	1	-100%		100%	1	0	-100%	0%
PUEBLA	ALJOJUCA	2	-100%	1	-100%	3	0	-100%	0%
PUEBLA	ATZITZINTLA	2	-100%	2	-100%	4	0	-100%	0%
PUEBLA	AXUTLA	1	-100%		100%	1	0	-100%	0%
PUEBLA	CHAPULCO	1	-100%		100%	1	0	-100%	0%
PUEBLA	CHIAUTZINGO	1	-100%		100%	1	0	-100%	0%
PUEBLA	COATZINGO	1	-100%		100%	1	0	-100%	0%
PUEBLA	HUEHUETLA		100%	1	-100%	1	0	-100%	0%
PUEBLA	MAZAPILTEPEC DE JUAREZ		100%	1	-100%	1	0	-100%	0%
PUEBLA	NAUPAN	1	-100%		100%	1	0	-100%	0%
PUEBLA	NICOLAS BRAVO	3	-100%		100%	3	0	-100%	0%
PUEBLA	QUIMIXTLAN	2	-100%		100%	2	0	-100%	0%
PUEBLA	SAN JOSE MIAHUATLAN		100%	3	-100%	3	0	-100%	0%
PUEBLA	SAN MARTIN TOTOLTEPEC	1	-100%	2	-100%	3	0	-100%	0%
PUEBLA	SAN SEBASTIAN TLACOTEPEC	1	-100%		100%	1	0	-100%	0%
PUEBLA	SANTA ISABEL CHOLULA	4	-100%	1	-100%	5	0	-100%	0%
PUEBLA	TETELA DE OCAMPO		100%	1	-100%	1	0	-100%	0%
PUEBLA	TLACHICHUCA	1	-100%	1	-100%	2	0	-100%	0%
PUEBLA	TLAPACOYA	1	-100%		100%	1	0	-100%	0%
PUEBLA	XOCHITLAN DE VICENTE SUAREZ	1	-100%		100%	1	0	-100%	0%
PUEBLA	ZAPOTITLAN	1	-100%	1	-100%	2	0	-100%	0%
QUERETARO	TOLIMAN	3	-100%		100%	3	0	-100%	0%
SAN LUIS POTOSI	CATORCE		100%	1	-100%	1	0	-100%	0%
SAN LUIS POTOSI	CIUDAD DEL MAIZ	2	-100%		100%	2	0	-100%	0%
SAN LUIS POTOSI	COXCATLAN		100%	1	-100%	1	0	-100%	0%
SAN LUIS POTOSI	NARANJO EL		100%	1	-100%	1	0	-100%	0%
SAN LUIS POTOSI	SAN MARTIN CHALCHICUAUTLA	1	-100%		100%	1	0	-100%	0%
SAN LUIS POTOSI	SAN VICENTE TANCUAYALAB	1	-100%		100%	1	0	-100%	0%
SAN LUIS POTOSI	TAMASOPO	1	-100%		100%	1	0	-100%	0%
SAN LUIS POTOSI	TAMUIN		100%	1	-100%	1	0	-100%	0%
SONORA	ALAMOS	3	-100%	1	-100%	4	0	-100%	0%
SONORA	BENJAMIN HILL	1	-100%		100%	1	0	-100%	0%
SONORA	COLORADA LA	1	-100%		100%	1	0	-100%	0%
SONORA	MAZATAN	2	-100%		100%	2	0	-100%	0%
SONORA	NACUZARI DE GARCIA		100%	1	-100%	1	0	-100%	0%
SONORA	OPODEPE	1	-100%		100%	1	0	-100%	0%
SONORA	SOLEDAD DE GRACIANO SANCHEZ		100%	1	-100%	1	0	-100%	0%
SONORA	TRINCHERAS		100%	1	-100%	1	0	-100%	0%
TAMAULIPAS	ABASOLO	1	-100%		100%	1	0	-100%	0%
TAMAULIPAS	BUSTAMANTE	1	-100%		100%	1	0	-100%	0%
TAMAULIPAS	GONZALEZ	1	-100%		100%	1	0	-100%	0%
TAMAULIPAS	HIDALGO	2	-100%		100%	2	0	-100%	0%
TAMAULIPAS	JIMENEZ	1	-100%		100%	1	0	-100%	0%
TEXAS	DESCONOCIDO		100%	1	-100%	1	0	-100%	0%
TLAXCALA	CUAXOMULCO		100%	1	-100%	1	0	-100%	0%
TLAXCALA	HUIMANGUILLO	1	-100%		100%	1	0	-100%	0%
TLAXCALA	IXTENCO	3	-100%		100%	3	0	-100%	0%
TLAXCALA	SAN FRANCISCO TETLANOHCAN	2	-100%		100%	2	0	-100%	0%
TLAXCALA	SAN JUAN HUACTZINCO	1	-100%		100%	1	0	-100%	0%

TLAXCALA	SAN LORENZO AXOCOMANITLA			100%	1		-100%	1	0	-100%	0%	
TLAXCALA	SAN LUCAS TECOPILCO	5		-100%			100%		5	0	-100%	0%
TLAXCALA	TEPEYANCO	2		-100%			100%		2	0	-100%	0%
TLAXCALA	TOCATLAN	1		-100%	1		-100%		2	0	-100%	0%
TLAXCALA	ZITLALTEPEC DE TRINIDAD SANCH	2		-100%	1		-100%		3	0	-100%	0%
VERACRUZ	ACAJETE	3		-100%	2		-100%		5	0	-100%	0%
VERACRUZ	ACATLAN			100%	1		-100%		1	0	-100%	0%
VERACRUZ	AYAHUALULCO	1		-100%			100%		1	0	-100%	0%
VERACRUZ	CARLOS A CARRILLO	4		-100%			100%		4	0	-100%	0%
VERACRUZ	CAZONES	2		-100%		1	-100%		3	0	-100%	0%
VERACRUZ	CHICONQUIACO	1		-100%			100%		1	0	-100%	0%
VERACRUZ	CHINAMPA DE GOROSTIZA	1		-100%			100%		1	0	-100%	0%
VERACRUZ	CHOCAMAN	3		-100%			100%		3	0	-100%	0%
VERACRUZ	HUAYACOCOTLA	1		-100%			100%		1	0	-100%	0%
VERACRUZ	JAMAPA	2		-100%	2		-100%		4	0	-100%	0%
VERACRUZ	JILOTEPEC	1		-100%			100%		1	0	-100%	0%
VERACRUZ	MIAHUATLAN	2		-100%			100%		2	0	-100%	0%
VERACRUZ	MINAS LAS			100%		1	-100%		1	0	-100%	0%
VERACRUZ	NAOLINCO	1		-100%			100%		1	0	-100%	0%
VERACRUZ	NARANJOS AMATLAN	1		-100%		4	-100%		5	0	-100%	0%
VERACRUZ	PLATON SANCHEZ	1		-100%			100%		1	0	-100%	0%
VERACRUZ	PUEBLO VIEJO	2		-100%			100%		2	0	-100%	0%
VERACRUZ	RAFAEL DELGADO	1		-100%	1		-100%		2	0	-100%	0%
VERACRUZ	SALTABARRANCA			100%		1	-100%		1	0	-100%	0%
VERACRUZ	SOLEDAD ATZOMPA	1		-100%			100%		1	0	-100%	0%
VERACRUZ	TLACOJALPAN	1		-100%			100%		1	0	-100%	0%
VERACRUZ	VIGAS DE RAMIREZ LAS	2		-100%			100%		2	0	-100%	0%
YUCATAN	CALOTMUL	1		-100%			100%		1	0	-100%	0%
YUCATAN	TINUM			100%		1	-100%		1	0	-100%	0%
ZACATECAS	BENITO JUAREZ			100%		1	-100%		1	0	-100%	0%
ZACATECAS	JUCHIPILA			100%		1	-100%		1	0	-100%	0%
ZACATECAS	NORIA DE ANGELES	2		-100%			100%		2	0	-100%	0%
ZACATECAS	SAIN ALTO	1		-100%			100%		1	0	-100%	0%
ZACATECAS	VILLA GONZALEZ ORTEGA	2		-100%			100%		2	0	-100%	0%
TOTAL GENERAL		42056	36683	-13%	26631	24724	-7%	68687	61407	-11%	100%	

PORCENTAJE DE PARTICIPACIÓN POR TIPO DE ROBO Y POR AÑO.

61% 60%

39% 40%

OFICINA COORDINADORA DE RIESGOS ASEGURADOS (OCRA)

VEHÍCULOS ROBADOS AL SECTOR ASEGURADOR EN LA: CIUDAD DE MÉXICO, DURANTE EL PERIODO 01/01/2021-31/12/2021 Y SU COMPORTAMIENTO DURANTE EL MISMO PERIODO DE 2020, ORDENADO POR LOS TIPOS MÁS ROBADOS DURANTE 2021.

MARCA	TIPO	TOTAL CIUDAD DE MÉXICO										
		CON VIOLENCIA			ESTACIONADO			TOTAL			% DEL TOT.	
		2020	2021	% DE INCR.	2020	2021	% DE INCR.	2020	2021	% DE INCR.		
NISSAN	VERSA	203	159	-22%	390	375	-4%	593	534	-10%	10%	
GENERAL MOTORS	AVEO	213	171	-20%	358	215	-40%	571	386	-32%	7%	
GENERAL MOTORS	BEAT	80	78	-3%	181	154	-15%	261	232	-11%	4%	
NISSAN	TSURU	73	68	-7%	314	135	-57%	387	203	-48%	4%	
VOLKSWAGEN	VENTO	245	123	-50%	72	56	-22%	317	179	-44%	3%	
NISSAN	NP300	82	48	-41%	131	87	-34%	213	135	-37%	3%	
NISSAN	SENTRA	55	28	-49%	158	105	-34%	213	133	-38%	3%	
YAMAHA	111-250	55	46	-16%	103	83	-19%	158	129	-18%	2%	
BAJAJ	111-250	33	30	-9%	73	58	-21%	106	88	-17%	2%	
HONDA	111-250	35	32	-9%	43	52	21%	78	84	8%	2%	
NISSAN	MARCH	44	26	-41%	71	42	-41%	115	68	-41%	1%	
VOLKSWAGEN	NUEVO JETTA	62	40	-35%	23	21	-9%	85	61	-28%	1%	
ITALIKA	111-250	50	24	-52%	93	36	-61%	143	60	-58%	1%	
FORD	F-350,F450,F550, ESTACAS,CHASIS CAB	44	33	-25%	47	26	-45%	91	59	-35%	1%	
VOLKSWAGEN	JETTA Y CLASICO	90	36	-60%	43	22	-49%	133	58	-56%	1%	
BMW	251-650	18	17	-6%	43	34	-21%	61	51	-16%	1%	
VOLKSWAGEN	GOL	53	30	-43%	13	18	38%	66	48	-27%	1%	
GENERAL MOTORS	SPARK	36	21	-42%	29	24	-17%	65	45	-31%	1%	
NISSAN	TIIDA	31	31	0%	37	14	-62%	68	45	-34%	1%	
BAJAJ	251-650	14	12	-14%	16	32	100%	30	44	47%	1%	
GENERAL MOTORS	SONIC	38	26	-32%	19	18	-5%	57	44	-23%	1%	
KIA	RIO	38	28	-26%	10	16	60%	48	44	-8%	1%	
MAZDA	3	39	22	-44%	16	20	25%	55	42	-24%	1%	
NISSAN	PICK-UP CORTO,LARGO,DOBLE,KING	14	4	-71%	88	38	-57%	102	42	-59%	1%	
SEAT	IBIZA	83	25	-70%	15	14	-7%	98	39	-60%	1%	
TOYOTA	AVANZA	39	27	-31%	11	12	9%	50	39	-22%	1%	
NISSAN	ESTACAS CORTO,LARGO, CHASIS,	13	11	-15%	48	27	-44%	61	38	-38%	1%	
CHRYSLER	ATTITUDE	36	26	-28%	12	11	-8%	48	37	-23%	1%	
KENWORTH	KENWORTH	27	27	0%	12	10	-17%	39	37	-5%	1%	
TOYOTA	COROLLA	11	25	127%	10	11	10%	21	36	71%	1%	
HONDA	CIVIC	18	11	-39%	19	22	16%	37	33	-11%	1%	
HONDA	CRV	34	18	-47%	17	14	-18%	51	32	-37%	1%	
NISSAN	XTRAIL	23	13	-43%	22	18	-18%	45	31	-31%	1%	
FREIGHTLINER	FREIGHTLINER	21	22	5%	9	6	-33%	30	28	-7%	1%	
KTM	111-250	16	14	-13%	25	14	-44%	41	28	-32%	1%	
VENTO	111-250	6	11	83%	10	17	70%	16	28	75%	1%	
FORD	FIGO	13	17	31%	9	10	11%	22	27	23%	1%	
GENERAL MOTORS	EXPRESS VAN PASAJEROS	4	7	75%	7	19	171%	11	26	136%	0%	
HONDA	CITY	30	16	-47%	13	10	-23%	43	26	-40%	0%	
NISSAN	URVAN PASAJEROS	10	8	-20%	52	18	-65%	62	26	-58%	0%	
YAMAHA	50-110	7	8	14%	16	18	13%	23	26	13%	0%	
HONDA	HR-V	17	16	-6%	6	9	50%	23	25	9%	0%	
GENERAL MOTORS	CRUZE	24	16	-33%	9	7	-22%	33	23	-30%	0%	
HYUNDAI	GRAND I10	31	15	-52%	4	8	100%	35	23	-34%	0%	
SEMIRREMOLQUES	REMOLQUES	10	12	20%	5	11	120%	15	23	53%	0%	
FORD	FIESTA	17	9	-47%	14	13	-7%	31	22	-29%	0%	
GENERAL MOTORS	ONIX	3	18	500%	1	4	300%	4	22	450%	0%	
KTM	251-650	7	7	0%	14	15	7%	21	22	5%	0%	
TOYOTA	HIACE	10	16	60%	7	6	-14%	17	22	29%	0%	
TOYOTA	YARIS	18	12	-33%	12	10	-17%	30	22	-27%	0%	
VOLKSWAGEN	POLO	26	13	-50%	9	9	0%	35	22	-37%	0%	
KIA	FORTE	13	13	0%	9	7	-22%	22	20	-9%	0%	
FORD	FOCUS	10	9	-10%	6	10	67%	16	19	19%	0%	
VOLKSWAGEN	GOLF	23	10	-57%	21	9	-57%	44	19	-57%	0%	
GENERAL MOTORS	TRAX	19	7	-63%	6	11	83%	25	18	-28%	0%	
VOLKSWAGEN	TIGUAN	27	10	-63%	9	8	-11%	36	18	-50%	0%	
INTERNATIONAL	INTERNATIONAL	16	11	-31%	7	6	-14%	23	17	-26%	0%	
SEMIRREMOLQUES	CAJA SECA	18	13	-28%	3	4	33%	21	17	-19%	0%	
CHRYSLER	VOYAGER	8	3	-63%	34	13	-62%	42	16	-62%	0%	
GENERAL MOTORS	CHEVY	4	4	0%	22	12	-45%	26	16	-38%	0%	
HONDA	FIT	11	9	-18%	5	7	40%	16	16	0%	0%	

KIA	SPORTAGE	26	11	-58%	6	5	-17%	32	16	-50%	0%
MAZDA	CX5	21	12	-43%	11	4	-64%	32	16	-50%	0%
TOYOTA	HILUX PICK UP	5	13	160%	3	3	0%	8	16	100%	0%
YAMAHA	251-650	10	4	-60%	11	12	9%	21	16	-24%	0%
MAZDA	CX-3	14	10	-29%	5	5	0%	19	15	-21%	0%
NISSAN	ICHI-VAN PANEL, URVAN PANEL	2	4	100%	18	11	-39%	20	15	-25%	0%
OTROS	OTROS	4	6	50%	6	9	50%	10	15	50%	0%
VOLKSWAGEN	SEDAN	7		-100%	28	15	-46%	35	15	-57%	0%
MAZDA	2	10	7	-30%	3	7	133%	13	14	8%	0%
TOYOTA	PRIUS	5	9	80%	9	5	-44%	14	14	0%	0%
VOLKSWAGEN	POINTER	2	2	0%	10	12	20%	12	14	17%	0%
BMW	SERIE 3	16	11	-31%	1	2	100%	17	13	-24%	0%
MERCEDES BENZ Y											
FREIGHLINER	4 X 2 CAJA SECA	3	8	167%	4	5	25%	7	13	86%	0%
NISSAN	KICKS	15	7	-53%	8	6	-25%	23	13	-43%	0%
SEAT	TOLEDO	23	8	-65%	2	5	150%	25	13	-48%	0%
SUZUKI	111-250	9	5	-44%	7	8	14%	16	13	-19%	0%
TOYOTA	RAV4	12	10	-17%	6	3	-50%	18	13	-28%	0%
AUDI	A3	17	7	-59%	11	5	-55%	28	12	-57%	0%
BMW	651-1000	5	7	40%	6	5	-17%	11	12	9%	0%
GENERAL MOTORS	CHEVELLE, NOVA, CAPRICE, OPEL		5	100%		7	100%	0	12	100%	0%
GENERAL MOTORS	SUBURBAN, CARRY ALL	4	7	75%	5	5	0%	9	12	33%	0%
SEAT	LEON	27	9	-67%	4	3	-25%	31	12	-61%	0%
BMW	COOPER	27	8	-70%	8	3	-63%	35	11	-69%	0%
CHRYSLER	RAM 1500	3	6	100%	3	5	67%	6	11	83%	0%
FORD	RANGER PICK UP	3	7	133%	2	4	100%	5	11	120%	0%
GENERAL MOTORS	SILVERADO PICK UP (C- 2500)	9	1	-89%	8	10	25%	17	11	-35%	0%
NISSAN	FRONTIER PICK UP	8	3	-63%	31	8	-74%	39	11	-72%	0%
RENAULT	DUSTER	12	8	-33%	11	3	-73%	23	11	-52%	0%
RENAULT	LOGAN	8	7	-13%	4	4	0%	12	11	-8%	0%
VOLKSWAGEN	PASSAT	7	5	-29%	13	6	-54%	20	11	-45%	0%
BMW	X5	7	9	29%	1	1	0%	8	10	25%	0%
CHRYSLER	D-350, RAM 3500, 4000 CAJA SECA	6	7	17%	3	3	0%	9	10	11%	0%
HONDA	ACCORD	7	4	-43%	5	6	20%	12	10	-17%	0%
HYUNDAI	CRETA	4	8	100%	3	2	-33%	7	10	43%	0%
MERCEDES BENZ	CLASE C	10	9	-10%	8	1	-88%	18	10	-44%	0%
VOLKSWAGEN	BORA	5	4	-20%	3	6	100%	8	10	25%	0%
CHRYSLER	GRAND CARAVAN	5	6	20%	9	3	-67%	14	9	-36%	0%
GENERAL MOTORS	CAPTIVA	4	3	-25%	3	6	100%	7	9	29%	0%
GENERAL MOTORS	CAVALIER	12	7	-42%	6	2	-67%	18	9	-50%	0%
GENERAL MOTORS	TAHOE	3	2	-33%	3	7	133%	6	9	50%	0%
KENWORTH	6 X 2 CAJA SECA	7	8	14%	8	1	-88%	15	9	-40%	0%
SEMIRREMOLQUES	CAJA REFRIGERADA	13	8	-38%	5	1	-80%	18	9	-50%	0%
SUZUKI	SWIFT	12	3	-75%	5	6	20%	17	9	-47%	0%
VOLKSWAGEN	VIRTUS	8	6	-25%	2	3	50%	10	9	-10%	0%
ARMADO	CAMION	2	5	150%	2	3	50%	4	8	100%	0%
CHRYSLER	JOURNEY	10	5	-50%	13	3	-77%	23	8	-65%	0%
CHRYSLER	TOWN & COUNTRY	3	2	-33%	4	6	50%	7	8	14%	0%
FORD	ECOSPORT	4	5	25%	7	3	-57%	11	8	-27%	0%
FORD	F-350,450,550 CAJA SECA	5	4	-20%	4	4	0%	9	8	-11%	0%
GENERAL MOTORS	EQUINOX	4	4	0%	1	4	300%	5	8	60%	0%
GENERAL MOTORS	MATIZ	1	3	200%	3	5	67%	4	8	100%	0%
HONDA	ODYSSEY	7	1	-86%	3	7	133%	10	8	-20%	0%
MITSUBISHI	MIRAGE	4	6	50%	2	2	0%	6	8	33%	0%
RENAULT	CAPTUR	3	8	167%			100%	3	8	167%	0%
VOLKSWAGEN	BEETLE	7	4	-43%	3	4	33%	10	8	-20%	0%
VOLKSWAGEN	JETTA MODELO 92 AL 99	5	3	-40%	9	5	-44%	14	8	-43%	0%
FORD	ESCAPE	8	5	-38%	3	2	-33%	11	7	-36%	0%
FORD	F-350,450,550 CAJA CONTENEDOR	1	3	200%	2	4	100%	3	7	133%	0%
GENERAL MOTORS	CARRIOL, EXPRESS CARGO VAN	3	2	-33%	6	5	-17%	9	7	-22%	0%
GENERAL MOTORS	CHEYENNE, CHEYENNE SS PICK UP	3	3	0%	1	4	300%	4	7	75%	0%
GENERAL MOTORS	TORNADO, CHEVY PICK UP	1	5	400%	2	2	0%	3	7	133%	0%
HYUNDAI	ACCENT	9	5	-44%	1	2	100%	10	7	-30%	0%
RENAULT	FLUENCE	1	5	400%	2	2	0%	3	7	133%	0%
RENAULT	STEPWAY	3	4	33%	7	3	-57%	10	7	-30%	0%
SEMIRREMOLQUES	CAJA REDILAS	6	4	-33%	6	3	-50%	12	7	-42%	0%
SEMIRREMOLQUES	DOLLY	9	5	-44%	1	2	100%	10	7	-30%	0%
TOYOTA	CAMRY	6	3	-50%	1	4	300%	7	7	0%	0%
TOYOTA	HIACE PANEL	4	6	50%		1	100%	4	7	75%	0%
VOLKSWAGEN	GOLF GTI	5	6	20%	5	1	-80%	10	7	-30%	0%
VOLKSWAGEN	SAVEIRO	3	5	67%	2	2	0%	5	7	40%	0%
VOLVO	VOLVO	7	4	-43%	1	3	200%	8	7	-13%	0%
AUDI	A1	15	4	-73%	4	2	-50%	19	6	-68%	0%
AUDI	A4	11	3	-73%	3	3	0%	14	6	-57%	0%
AUDI	Q5	6	4	-33%	1	2	100%	7	6	-14%	0%

BMW	SERIE 1	6	2	-67%	3	4	33%	9	6	-33%	0%
CHRYSLER	JEEP PATRIOT	3	3	0%	1	3	200%	4	6	50%	0%
CHRYSLER	RAM PROMASTER	2	5	150%		1	100%	2	6	200%	0%
FORD	WINDSTAR		1	100%	2	5	150%	2	6	200%	0%
GENERAL MOTORS	ASTRA		3	100%	5	3	-40%	5	6	20%	0%
GENERAL MOTORS	CHEVY C2	2	2	0%	5	4	-20%	7	6	-14%	0%
GENERAL MOTORS	MALIBU	2	1	-50%	3	5	67%	5	6	20%	0%
GENERAL MOTORS	OPTRA		3	100%	10	3	-70%	10	6	-40%	0%
HYUNDAI	TUCSON	9	4	-56%	5	2	-60%	14	6	-57%	0%
INTERNATIONAL	CHASIS CABINA 6X4	9	2	-78%	7	4	-43%	16	6	-63%	0%
KIA	SOUL	13	4	-69%	2	2	0%	15	6	-60%	0%
LEGALIZADO	AUTOMOVILES			100%	5	6	20%	5	6	20%	0%
PEUGEOT	PARTNER FURGON	1	3	200%	2	3	50%	3	6	100%	0%
SAAB	9-3'	2	5	150%	3	1	-67%	5	6	20%	0%
SEMIRREMOLQUES	TANQUE	3	4	33%	1	2	100%	4	6	50%	0%
SUZUKI	CIAZ	5	5	0%	2	1	-50%	7	6	-14%	0%
SUZUKI	ERTIGA	3	5	67%		1	100%	3	6	100%	0%
BMW	1001-2000	1	4	300%	6	1	-83%	7	5	-29%	0%
FIAT	PALIO		4	100%	1	1	0%	1	5	400%	0%
FIAT	UNO		2	100%	2	3	50%	2	5	150%	0%
FORD	F-100, F-150 PICK UP	1	1	0%	4	4	0%	5	5	0%	0%
GENERAL MOTORS	MATIZ G2		2	100%	3	3	0%	3	5	67%	0%
GENERAL MOTORS	SILVERADO PICK UP (C- 3500)	10	3	-70%	6	2	-67%	16	5	-69%	0%
HYUNDAI	ELANTRA	4	2	-50%	4	3	-25%	8	5	-38%	0%
ITALIKA	251-650	1	2	100%	2	3	50%	3	5	67%	0%
MERCEDES BENZ	CLASE GLA		5	100%			100%	0	5	100%	0%
NISSAN	ALTIMA	6	1	-83%	3	4	33%	9	5	-44%	0%
RENAULT	CLIO	3	2	-33%	3	3	0%	6	5	-17%	0%
RENAULT	SANDERO	5	4	-20%	1	1	0%	6	5	-17%	0%
SUZUKI	GRAND VITARA	1	3	200%	1	2	100%	2	5	150%	0%
TOYOTA	SIENNA	6	3	-50%		2	100%	6	5	-17%	0%
VOLKSWAGEN	TAOS		3	100%		2	100%	0	5	100%	0%
VOLKSWAGEN	TRANSPORTER	3	3	0%	1	2	100%	4	5	25%	0%
AUDI	Q3	5	3	-40%	1	1	0%	6	4	-33%	0%
CHRYSLER	300	1	2	100%	1	2	100%	2	4	100%	0%
CHRYSLER	DURANGO	1	3	200%	2	1	-50%	3	4	33%	0%
CHRYSLER	JEEP RENEGADE		3	100%	2	1	-50%	2	4	100%	0%
CHRYSLER	JEEP WRANGLER	2	3	50%	2	1	-50%	4	4	0%	0%
FIAT	500	2	1	-50%	1	3	200%	3	4	33%	0%
FORD	EXPEDITION	2	4	100%	1		-100%	3	4	33%	0%
FORD	FUSION		1	100%	1	3	200%	1	4	300%	0%
FORD	MUSTANG	2	2	0%	3	2	-33%	5	4	-20%	0%
FORD	TRANSIT PASAJEROS		3	100%	2	1	-50%	2	4	100%	0%
GENERAL MOTORS	ACADIA	1	3	200%		1	100%	1	4	300%	0%
GENERAL MOTORS	C-20,MAXICAB, R 25,C250 PICK UP		2	100%		2	100%	0	4	100%	0%
GENERAL MOTORS	TRAVERSE		4	100%			100%	0	4	100%	0%
HONDA	BRV	5	3	-40%	1	1	0%	6	4	-33%	0%
KIA	SORENTO	5	4	-20%	1		-100%	6	4	-33%	0%
MERCEDES BENZ	CLASE CLA	4	2	-50%	1	2	100%	5	4	-20%	0%
MERCEDES BENZ	SPRINTER PASAJEROS	5	4	-20%	1		-100%	6	4	-33%	0%
MERCEDES BENZ Y											
FREIGHLINER	6 X 2 CAJA SECA	1	1	0%	3	3	0%	4	4	0%	0%
PEUGEOT	207	3	3	0%	3	1	-67%	6	4	-33%	0%
PEUGEOT	3008		2	100%	1	2	100%	1	4	300%	0%
PEUGEOT	301	2	4	100%			100%	2	4	100%	0%
RENAULT	KWID	2	2	0%		2	100%	2	4	100%	0%
SEMIRREMOLQUES	PLATAFORMA ALTA	2	2	0%		2	100%	2	4	100%	0%
SUZUKI	IGNIS	3	2	-33%	2	2	0%	5	4	-20%	0%
TOYOTA	HIGHLANDER	1	3	200%		1	100%	1	4	300%	0%
VENTO	251-650		1	100%		3	100%	0	4	100%	0%
AUDI	A5	1	2	100%		1	100%	1	3	200%	0%
BMW	X1	2	3	50%	1		-100%	3	3	0%	0%
BMW	X3	2	2	0%	3	1	-67%	5	3	-40%	0%
BMW	X4	1	2	100%	2	1	-50%	3	3	0%	0%
CARABELA	111-250	2	1	-50%		2	100%	2	3	50%	0%
CHRYSLER	D-350, RAM 3500, 4000 PLATAFORMA	1	2	100%		1	100%	1	3	200%	0%
CHRYSLER	JEEP CHEROKEE	6	2	-67%	1	1	0%	7	3	-57%	0%
CHRYSLER	JEEP GRAND CHEROKEE	7	1	-86%	2	2	0%	9	3	-67%	0%
CHRYSLER	NEON	3	2	-33%	4	1	-75%	7	3	-57%	0%
FORD	EDGE	3	2	-33%	2	1	-50%	5	3	-40%	0%
FORD	EXPLORER	7	1	-86%	4	2	-50%	11	3	-73%	0%
FORD	F 150		1	100%		2	100%	0	3	100%	0%
FORD	IKON			100%	2	3	50%	2	3	50%	0%
FORD	TRANSIT CARGA	3	3	0%			100%	3	3	0%	0%
GENERAL MOTORS	BLAZER	1		-100%	1	3	200%	2	3	50%	0%

GENERAL MOTORS	C-15,1500 PICK UP	1	1	0%	15	2	-87%	16	3	-81%	0%
GENERAL MOTORS	C-30,C35,C36,C3500, CHASIS ESTACAS	1	2	100%	3	1	-67%	4	3	-25%	0%
GENERAL MOTORS	TRACKER		3	100%			100%	0	3	100%	0%
HARLEY-DAVIDSON	1001-2000		2	100%	2	1	-50%	2	3	50%	0%
HINO	CAJA SECA	4	3	-25%	2		-100%	6	3	-50%	0%
INTERNATIONAL	4 X 2 CAJA SECA		2	100%	1	1	0%	1	3	200%	0%
ISUZU	ELF 300 CLASE 2	1	2	100%		1	100%	1	3	200%	0%
ISUZU	ELF 500	2	3	50%	1		-100%	3	3	0%	0%
KENWORTH	4 X 2 CAJA SECA	5	2	-60%		1	100%	5	3	-40%	0%
KIA	SELTOS	1	1	0%	1	2	100%	2	3	50%	0%
MAZDA	CX9	1	2	100%	1	1	0%	2	3	50%	0%
MERCEDES BENZ	CLASE GLC	2	2	0%	1	1	0%	3	3	0%	0%
MITSUBISHI	MONTERO	2	1	-50%	1	2	100%	3	3	0%	0%
NISSAN	V DRIVE		2	100%	1	1	0%	1	3	200%	0%
PEUGEOT	206	1	2	100%	2	1	-50%	3	3	0%	0%
PEUGEOT	PARTNER TEPEE	4		-100%	1	3	200%	5	3	-40%	0%
RENAULT	KANGOO PASAJEROS	1		-100%	1	3	200%	2	3	50%	0%
RENAULT	KOLEOS	5	2	-60%	2	1	-50%	7	3	-57%	0%
SEMIREMOLQUES	VOLTEO		2	100%		1	100%	0	3	100%	0%
VOLKSWAGEN	CROSSFOX	1	3	200%			100%	1	3	200%	0%
VOLKSWAGEN	JETTA MODELO 92 Y ANTERIORES	4	3	-25%	3		-100%	7	3	-57%	0%
ACURA	MDX	1	2	100%	2		-100%	3	2	-33%	0%
AUDI	Q2	2		-100%		2	100%	2	2	0%	0%
AUDI	TT		2	100%			100%	0	2	100%	0%
BENELLI	111-250		2	100%	1		-100%	1	2	100%	0%
BENELLI	251-650	1	1	0%		1	100%	1	2	100%	0%
BMW	SERIE 5	4		-100%		2	100%	4	2	-50%	0%
BMW	SERIE 6		2	100%			100%	0	2	100%	0%
BUICK	ENCLAVE	1	1	0%	1	1	0%	2	2	0%	0%
CADILLAC	ESCALADE		2	100%			100%	0	2	100%	0%
CHRYSLER	ATOS		1	100%	1	1	0%	1	2	100%	0%
CHRYSLER	CHARGER		2	100%			100%	0	2	100%	0%
CHRYSLER	DAKOTA PICK UP		1	100%		1	100%	0	2	100%	0%
CHRYSLER	I 10			100%	1	2	100%	1	2	100%	0%
CHRYSLER	JEEP COMPASS	3	2	-33%	3		-100%	6	2	-67%	0%
CHRYSLER	RAM 700 PICK UP	2	2	0%	1		-100%	3	2	-33%	0%
CHRYSLER	RAM CHARGER	1	2	100%			100%	1	2	100%	0%
CHRYSLER	RAM PICK UP	3	2	-33%	1		-100%	4	2	-50%	0%
CHRYSLER	SHADOW	1		-100%	2	2	0%	3	2	-33%	0%
CHRYSLER	SPIRIT			100%	4	2	-50%	4	2	-50%	0%
CHRYSLER	STRATUS Y BREEZE			100%		2	100%	0	2	100%	0%
DINA	4 X 2 CAJA SECA		1	100%		1	100%	0	2	100%	0%
DINAMO	111-250	1	1	0%		1	100%	1	2	100%	0%
DUCATI	111 250	3	1	-67%		1	100%	3	2	-33%	0%
DUCATI	251 650		2	100%			100%	0	2	100%	0%
DUCATI	651-1000	6	2	-67%			100%	6	2	-67%	0%
FORD	ECONOLINE PASAJEROS	3		-100%	1	2	100%	4	2	-50%	0%
FORD	ESCORT		1	100%	1	1	0%	1	2	100%	0%
GENERAL MOTORS	4 X 2 CAJA SECA	1		-100%	2	2	0%	3	2	-33%	0%
GENERAL MOTORS	AVALANCHE		2	100%	2		-100%	2	2	0%	0%
GENERAL MOTORS	CORSA	3		-100%	4	2	-50%	7	2	-71%	0%
GENERAL MOTORS	G-30,WAGON,CARGO VAN	3	1	-67%	1	1	0%	4	2	-50%	0%
GENERAL MOTORS	LUV PICK UP,ESTACAS, CREW CAB	1		-100%	1	2	100%	2	2	0%	0%
GENERAL MOTORS	MERIVA			100%		2	100%	0	2	100%	0%
GENERAL MOTORS	S-10 PICK UP	2	1	-50%	1	1	0%	3	2	-33%	0%
GENERAL MOTORS	TERRAIN	1	1	0%	1	1	0%	2	2	0%	0%
GENERAL MOTORS	VECTRA		2	100%			100%	0	2	100%	0%
HINO	300	3	2	-33%			100%	3	2	-33%	0%
HUSQVARNA	251-650	1	2	100%			100%	1	2	100%	0%
HYUNDAI	SANTA FE	1	2	100%			100%	1	2	100%	0%
HYUNDAI	SONATA		1	100%		1	100%	0	2	100%	0%
ISUZU	ELF 100 CLASE 2	2	2	0%			100%	2	2	0%	0%
ISUZU	ELF 400	4	2	-50%			100%	4	2	-50%	0%
KAWASAKI	251-650	2	1	-50%	1	1	0%	3	2	-33%	0%
KAWASAKI	651-1000	1	1	0%		1	100%	1	2	100%	0%
KIA	OPTIMA	1	2	100%			100%	1	2	100%	0%
KIA	SEDONA	1	1	0%	1	1	0%	2	2	0%	0%
LAND ROVER	RANGE ROVER	2	2	0%			100%	2	2	0%	0%
MAZDA	6	1	1	0%	6	1	-83%	7	2	-71%	0%
MAZDA	CX7	2	1	-50%	2	1	-50%	4	2	-50%	0%
MERCEDES BENZ	AUTOBUS URBANO	4	2	-50%			100%	4	2	-50%	0%
MERCEDES BENZ	CLASE A	4	1	-75%		1	100%	4	2	-50%	0%
MERCEDES BENZ	CLASE GLE	1	2	100%	1		-100%	2	2	0%	0%
MERCEDES BENZ	CLASE ML	2	2	0%	1		-100%	3	2	-33%	0%
MITSUBISHI	L200 PICK UP DOBLE CABINA	6	2	-67%	1		-100%	7	2	-71%	0%

MITSUBISHI	OUTLANDER	1	2	100%	1		-100%	2	2	0%	0%	
NISSAN	JUKE	1	1	0%	1	1	100%	1	2	100%	0%	
NISSAN	PATHFINDER	1	1	0%	1	1	0%	2	2	0%	0%	
NISSAN	PLATINA		2	100%		5	-100%	5	2	-60%	0%	
NISSAN	TSUBAME		1	100%		7	-86%	7	2	-71%	0%	
PORSCHE	911			100%			2	100%	0	2	100%	0%
QLINK	111-250	2		-100%			2	100%	2	2	0%	0%
RENAULT	SCALA	2	2	0%	1		-100%	3	2	-33%	0%	
SEAT	ATECA	2	1	-50%	1	1	0%	3	2	-33%	0%	
SEAT	CUPRA		2	100%			100%	0	2	100%	0%	
SUZUKI	SX4	2	1	-50%		1	100%	2	2	0%	0%	
SUZUKI	VITARA	2	2	0%			100%	2	2	0%	0%	
TESLA	3			100%		2	100%	0	2	100%	0%	
TOYOTA	MATRIX		1	100%		1	100%	0	2	100%	0%	
VOLKSWAGEN	4 X 2 CAJA SECA	1	2	100%			100%	1	2	100%	0%	
VOLKSWAGEN	CADDY	4	1	-75%	2	1	-50%	6	2	-67%	0%	
VOLKSWAGEN	COMBI	1		-100%	1	2	100%	2	2	0%	0%	
VOLKSWAGEN	DELIVERY		1	100%		1	100%	0	2	100%	0%	
VOLKSWAGEN	DERBY		1	100%	2	1	-50%	2	2	0%	0%	
VOLKSWAGEN	EUROVAN PASAJEROS	1		-100%	1	2	100%	2	2	0%	0%	
VOLKSWAGEN	GOLF MODELO 92 AL 99		1	100%	3	1	-67%	3	2	-33%	0%	
VOLKSWAGEN	GOLF MODELO 92 Y ANTERIORES	1		-100%	3	2	-33%	4	2	-50%	0%	
VOLKSWAGEN	SHARAN		1	100%	2	1	-50%	2	2	0%	0%	
VOLKSWAGEN	VOLKSWAGEN		2	100%			100%	0	2	100%	0%	
YAMAHA	1001-2000	1	2	100%	5		-100%	6	2	-67%	0%	
YAMAHA	651-1000	1	2	100%	1		-100%	2	2	0%	0%	
ACURA	RDX	1	1	0%	1		-100%	2	1	-50%	0%	
ACURA	RL		1	100%			100%	0	1	100%	0%	
ACURA	TLX		1	100%			100%	0	1	100%	0%	
ALESSIA CARABELA	111 250	2	1	-50%			100%	2	1	-50%	0%	
ALFA ROMEO	GIULIETTA		1	100%			100%	0	1	100%	0%	
ARMADO	TRACTOCAMION	1	1	0%			100%	1	1	0%	0%	
AUDI	Q7	1	1	0%	2		-100%	3	1	-67%	0%	
AUDI	R8			100%		1	100%	0	1	100%	0%	
AUDI	S3		1	100%			100%	0	1	100%	0%	
AUDI	S5		1	100%			100%	0	1	100%	0%	
BAIC	D20		1	100%	1		-100%	1	1	0%	0%	
BAIC	M50			100%		1	100%	0	1	100%	0%	
BAJAJ	50-110			100%		1	100%	0	1	100%	0%	
BMW	SERIE 2	5	1	-80%	1		-100%	6	1	-83%	0%	
BMW	SERIE M		1	100%	1		-100%	1	1	0%	0%	
BMW	X6	2	1	-50%			100%	2	1	-50%	0%	
BUICK	ENCORE	2	1	-50%			100%	2	1	-50%	0%	
BUICK	VERANO		1	100%			100%	0	1	100%	0%	
CADILLAC	SRX	2		-100%	1	1	0%	3	1	-67%	0%	
CHRYSLER	200			100%	1	1	0%	1	1	0%	0%	
CHRYSLER	CALIBER	1		-100%		1	100%	1	1	0%	0%	
CHRYSLER	CHALLENGER	1		-100%		1	100%	1	1	0%	0%	
CHRYSLER	D-100, H100 PICK UP		1	100%			100%	0	1	100%	0%	
CHRYSLER	D-350 ESTACAS, CHASIS CAB, RAM ESTACAS,	1		-100%		1	100%	1	1	0%	0%	
CHRYSLER	D-350, RAM3500,4000 VOLTEO	1	1	0%			100%	1	1	0%	0%	
CHRYSLER	DART	1	1	0%			100%	1	1	0%	0%	
CHRYSLER	H100 PASAJEROS		1	100%			100%	0	1	100%	0%	
CHRYSLER	JEEP GLADIATOR			100%		1	100%	0	1	100%	0%	
CHRYSLER	JEEP LIBERTY	3		-100%	1	1	0%	4	1	-75%	0%	
CHRYSLER	NITRO	1	1	0%			100%	1	1	0%	0%	
CHRYSLER	PACIFICA		1	100%	1		-100%	1	1	0%	0%	
CHRYSLER	RAM PASAJEROS			100%	1	1	0%	1	1	0%	0%	
CHRYSLER	RAM VAN, H100 VAN			100%		1	100%	0	1	100%	0%	
DINA	6 X 2, 6 X 4 TRACTOCAMION	2	1	-50%			100%	2	1	-50%	0%	
DINA	6 X 4 VOLTEO			100%		1	100%	0	1	100%	0%	
DINA	AUTOBUS FORANE0		1	100%			100%	0	1	100%	0%	
DUCATI	1001-2000	2	1	-50%			100%	2	1	-50%	0%	
ESPECIALES	VEHICULOS INDUSTRIALES,AGRICOLAS, CONTRATISTAS	3	1	-67%	1		-100%	4	1	-75%	0%	
FORD	4 X 2 CAJA REDILAS	2	1	-50%			100%	2	1	-50%	0%	
FORD	BRONCO SPORT		1	100%			100%	0	1	100%	0%	
FORD	CONTOUR			100%		1	100%	0	1	100%	0%	
FORD	ECONOLINE CARGO VAN	1		-100%	1	1	0%	2	1	-50%	0%	
FORD	F-200, B-200, F- 250 PICK UP		1	100%			100%	0	1	100%	0%	
FORD	F-350,450,550 PLATAFORMA			100%		1	100%	0	1	100%	0%	
FORD	FREESTAR		1	100%	1		-100%	1	1	0%	0%	
FORD	LOBO, KING RANCH PICK UP	1	1	0%	1		-100%	2	1	-50%	0%	

FORD	RANGER CAJA SECA			100%		1	100%		0	1	100%	0%
FREIGHTLINER	M2			100%		1	100%		0	1	100%	0%
FRONTERIZOS	AUTOMOVILES			100%		2	-50%		2	1	-50%	0%
FRONTERIZOS	COMERCIALES			100%		1	100%		0	1	100%	0%
GENERAL MOTORS	AUTOBUS URBANO		1	100%			100%		0	1	100%	0%
GENERAL MOTORS	C-30,35,36,3500 VOLTEO			100%		1	100%		0	1	100%	0%
GENERAL MOTORS	CAMARO	3	1	-67%			100%		3	1	-67%	0%
GENERAL MOTORS	COLORADO PICK UP		1	100%			100%		0	1	100%	0%
GENERAL MOTORS	EIGHTY EIGHT		1	100%			100%		0	1	100%	0%
GENERAL MOTORS	G6			100%		1	100%		0	1	100%	0%
GENERAL MOTORS	HHR			100%		1	100%		0	1	100%	0%
GENERAL MOTORS	KODIAK 6 X 2 VOLTEO		1	100%			100%		0	1	100%	0%
GENERAL MOTORS	LUMINA			100%		1	100%		0	1	100%	0%
GENERAL MOTORS	SIERRA PICK UP			100%		1	0%		1	1	0%	0%
GENERAL MOTORS	TORNADO CARGO VAN			100%		1	100%		0	1	100%	0%
GENERAL MOTORS	VENTURE	1		-100%		2	-50%		3	1	-67%	0%
GENERAL MOTORS	YUKON	1	1	0%			100%		1	1	0%	0%
HARLEY-DAVIDSON	651-1000	1		-100%		1	100%		1	1	0%	0%
HINO	CAJA REFRIGERADA	1		-100%		1	100%		1	1	0%	0%
HONDA	651-1000	1		-100%		1	100%		1	1	0%	0%
HONDA	ELEMENT			100%		1	100%		0	1	100%	0%
HYUNDAI	H200	1	1	0%			100%		1	1	0%	0%
HYUNDAI	STAREX	2		-100%		4	-75%		6	1	-83%	0%
INFINITI	JX		1	100%			100%		0	1	100%	0%
INFINITI	Q50		1	100%			100%		0	1	100%	0%
INFINITI	QX80		1	100%		1	-100%		1	1	0%	0%
INTERNATIONAL	4 X 2 CAJA SECA,CHASIS	1	1	0%			100%		1	1	0%	0%
INTERNATIONAL	6 X 2 CAJA SECA,CHASIS		1	100%			100%		0	1	100%	0%
ISLO	111-250	2		-100%		4	-75%		6	1	-83%	0%
ISUZU	ELF 450		1	100%			100%		0	1	100%	0%
ISUZU	ELF600	4	1	-75%		3	-100%		7	1	-86%	0%
JAC	HFC		1	100%			100%		0	1	100%	0%
JAC	SEI 2	1		-100%		1	100%		1	1	0%	0%
JAC	SEI 4			100%		1	100%		0	1	100%	0%
JAGUAR	X			100%		1	100%		0	1	100%	0%
KAWASAKI	1001-2000		1	100%		1	-100%		1	1	0%	0%
KAZUKI KAZE VELOCI												
CARABELA	111 250			100%		1	100%		0	1	100%	0%
KEEWAY	111 250	1		-100%		1	0%		2	1	-50%	0%
KIA	NIRO HIBRIDO		1	100%		1	-100%		1	1	0%	0%
KURAZAI	111-250	1		-100%		1	100%		1	1	0%	0%
LAMBORGHINI	AVENTADOR			100%		1	100%		0	1	100%	0%
LAND ROVER	DISCOVERY		1	100%			100%		0	1	100%	0%
LAND ROVER	EVOQUE	1		-100%		1	100%		1	1	0%	0%
LAND ROVER	FREELANDER			100%		1	100%		0	1	100%	0%
LEGALIZADO	COMERCIALES			100%		1	100%		0	1	100%	0%
LINCOLN	MKZ	1	1	0%		2	-100%		3	1	-67%	0%
MAZDA	5	2	1	-50%		1	-100%		3	1	-67%	0%
MB MOTOS	111 250			100%		1	100%		0	1	100%	0%
MERCEDES BENZ	CLASE E	3	1	-67%		2	-100%		5	1	-80%	0%
MERCEDES BENZ	CLASE B	2	1	-50%			100%		2	1	-50%	0%
MERCEDES BENZ	CLASE GL	1	1	0%		1	-100%		2	1	-50%	0%
MERCEDES BENZ	CLASE GLS			100%		1	100%		0	1	100%	0%
MERCEDES BENZ	SMART		1	100%		1	-100%		1	1	0%	0%
MERCEDES BENZ	SPRINTER CARGO VAN (416,415)	3	1	-67%			100%		3	1	-67%	0%
MERCEDES BENZ	SPRINTER SERVICIO PÚBLICO		1	100%		1	-100%		1	1	0%	0%
MERCEDES BENZ	VITO CARGO VAN		1	100%			100%		0	1	100%	0%
MERCURY	MYSTIQUE			100%		1	100%		0	1	100%	0%
MG	MG5		1	100%			100%		0	1	100%	0%
MITSUBISHI	ASX		1	100%			100%		0	1	100%	0%
MITSUBISHI	ENDEAVOR		1	100%		2	-100%		2	1	-50%	0%
MITSUBISHI	OUTLANDER HIBRIDO		1	100%			100%		0	1	100%	0%
MOTO ROYAL	251 650			100%		1	100%		0	1	100%	0%
NISSAN	370Z			100%		1	100%		0	1	100%	0%
NISSAN	CABSTAR CAJA SECA ESTANDAR	2	1	-50%			100%		2	1	-50%	0%
NISSAN	DATSUN			100%		1	100%		0	1	100%	0%
NISSAN	ICHI-VAN Y URVAN, SERVICIO PÚBLICO			100%		1	0%		1	1	0%	0%
NISSAN	MURANO		1	100%			100%		0	1	100%	0%
NISSAN	NOTE	3	1	-67%		2	-100%		5	1	-80%	0%
NISSAN	NV 350	1	1	0%		1	-100%		2	1	-50%	0%
NISSAN	ROGUE	1	1	0%		2	-100%		3	1	-67%	0%
NISSAN	TITAN PICK UP		1	100%			100%		0	1	100%	0%
OTRA	50-110			100%		1	100%		0	1	100%	0%
PEUGEOT	2008		1	100%			100%		0	1	100%	0%
PEUGEOT	208		1	100%		2	-100%		2	1	-50%	0%

PEUGEOT	307			100%	1	1	0%	1	1	0%	0%
PEUGEOT	MANAGER CARGO VAN		1	100%			100%	0	1	100%	0%
PEUGEOT	MANAGER PASAJEROS			100%		1	100%	0	1	100%	0%
PEUGEOT	PARTNER PACK FURGON			100%		1	100%	0	1	100%	0%
POLARIS	1001-2000			100%		1	100%	0	1	100%	0%
POLARIS	651-1000		1	100%			100%	0	1	100%	0%
PORSCHE	718		1	100%			100%	0	1	100%	0%
PORSCHE	CAYENNE	3		-67%		2	-100%	5	1	-80%	0%
PORSCHE	MACAN		1	100%			100%	0	1	100%	0%
PORSCHE	PANAMERA	1		-100%		1	100%	1	1	0%	0%
RENAULT	KANGOO VAN			100%		1	100%	0	1	100%	0%
RENAULT	RENAULT MODELO 86 Y ANTERIORES			100%		1	100%	0	1	100%	0%
RENAULT	TRAFIC CARGA		1	100%			100%	0	1	100%	0%
ROVER	MG		1	100%			100%	0	1	100%	0%
SEAT	ALTEA			100%	1	1	0%	1	1	0%	0%
SEAT	ARONA	3	1	-67%	1		-100%	4	1	-75%	0%
SEAT	CORDOBA			100%	1	1	0%	1	1	0%	0%
SEAT	TARRACO	2		-100%		1	100%	2	1	-50%	0%
SEMIRREMOLQUES	JAULA GANADERA		1	100%			100%	0	1	100%	0%
SEMIRREMOLQUES	PORTACONTENEDOR	3	1	-67%			100%	3	1	-67%	0%
SUBARU	FORESTER			100%		1	100%	0	1	100%	0%
SUNDIRO	251-650			100%		1	100%	0	1	100%	0%
SUZUKI	251-650	1		-100%	3	1	-67%	4	1	-75%	0%
SUZUKI	S CROSS			100%		1	100%	0	1	100%	0%
TORINO	111 250	1		-100%	1	1	0%	2	1	-50%	0%
TOYOTA	FJ CRUISER		1	100%			100%	0	1	100%	0%
TOYOTA	SOLARA		1	100%			100%	0	1	100%	0%
TOYOTA	TACOMA PICK UP	1		-100%		1	100%	1	1	0%	0%
TOYOTA	TUNDRA PICK UP		1	100%			100%	0	1	100%	0%
TRECK MOTORS											
CARABELA KURAZAI ISLO	111 250			100%		1	100%	0	1	100%	0%
TRIUMPH	651-1000		1	100%			100%	0	1	100%	0%
TURISTA	MOTOCICLETAS	1		-100%	4	1	-75%	5	1	-80%	0%
TVS	251-650		1	100%			100%	0	1	100%	0%
VELOCI MOTORS	111 250	1		-100%		1	100%	1	1	0%	0%
VELOCI MOTORS	251 650		1	100%			100%	0	1	100%	0%
VOLKSWAGEN	ATLANTIC			100%	2	1	-50%	2	1	-50%	0%
VOLKSWAGEN	CARIBE, BRASILIA, SAFARI			100%	1	1	0%	1	1	0%	0%
VOLKSWAGEN	CRAFTER PASAJEROS		1	100%			100%	0	1	100%	0%
VOLKSWAGEN	CROSSGOLF	1		-100%		1	100%	1	1	0%	0%
VOLKSWAGEN	ROUTAN			100%		1	100%	0	1	100%	0%
VOLKSWAGEN	T CROSS		1	100%			100%	0	1	100%	0%
VOLKSWAGEN	TERAMONT	2	1	-50%			100%	2	1	-50%	0%
VOLVO	S40	1	1	0%			100%	1	1	0%	0%
VOLVO	S60	1	1	0%			100%	1	1	0%	0%
ZACUA	M3			100%		1	100%	0	1	100%	0%
ZHEJANG TAIZHOU VENTO	111 250			100%		1	100%	0	1	100%	0%
ACURA	TL			100%	1		-100%	1	0	-100%	0%
ALFA ROMEO	MITO	1		-100%			100%	1	0	-100%	0%
AUDI	A6	3		-100%			100%	3	0	-100%	0%
AUDI	Q8	1		-100%			100%	1	0	-100%	0%
AUDI	RS5	1		-100%			100%	1	0	-100%	0%
AUDI	S4	1		-100%			100%	1	0	-100%	0%
BAIC	X25			100%	1		-100%	1	0	-100%	0%
BMW	SERIE 3 HIBRIDO			100%	1		-100%	1	0	-100%	0%
BMW	SERIE 4	1		-100%	1		-100%	2	0	-100%	0%
BMW	X2	1		-100%	1		-100%	2	0	-100%	0%
BMW	X5 HIBRIDO	1		-100%			100%	1	0	-100%	0%
BUICK	LACROSSE	2		-100%			100%	2	0	-100%	0%
BUICK	REGAL	1		-100%			100%	1	0	-100%	0%
CADILLAC	BLS	1		-100%	1		-100%	2	0	-100%	0%
CADILLAC	STS Y CTS	1		-100%			100%	1	0	-100%	0%
CHRYSLER	AVENGER			100%	1		-100%	1	0	-100%	0%
CHRYSLER	D-250 PICK UP			100%	1		-100%	1	0	-100%	0%
CHRYSLER	D-350, RAM 3500 QUAD CAB PICK UP	2		-100%	2		-100%	4	0	-100%	0%
CHRYSLER	JEEP COMMANDER	1		-100%			100%	1	0	-100%	0%
CHRYSLER	RAM 2500	1		-100%	3		-100%	4	0	-100%	0%
CHRYSLER	RAM MEGA PICK UP	1		-100%			100%	1	0	-100%	0%
CHRYSLER	VERNA			100%	1		-100%	1	0	-100%	0%
CHRYSLER	VISION	2		-100%			100%	2	0	-100%	0%
DINA	4 X 2 CAJA REDILAS	1		-100%			100%	1	0	-100%	0%
DINA	MICROBUS URBANOS			100%	1		-100%	1	0	-100%	0%
FIAT	DUCATO	1		-100%			100%	1	0	-100%	0%

FIAT	DUCATO CAJA SECA VAN	1	-100%		100%	1	0	-100%	0%
FIAT	IDEA	1	-100%	1	-100%	2	0	-100%	0%
FIAT	MOBI	2	-100%	1	-100%	3	0	-100%	0%
FIAT	PICK-UP STRADA ADVENTURE	1	-100%		100%	1	0	-100%	0%
FORD	CROWN VICTORIA		100%	1	-100%	1	0	-100%	0%
FORD	EXPLORER PICK UP	1	-100%		100%	1	0	-100%	0%
FORD	GRAND MARQUIS, MOD. (1999 Y ANT) LTD GALAXIE		100%	1	-100%	1	0	-100%	0%
FORD	KA		100%	1	-100%	1	0	-100%	0%
FORD	MONDEO		100%	1	-100%	1	0	-100%	0%
FORD	THUNDERBIRD		100%	1	-100%	1	0	-100%	0%
FOTON	AUMARK 3000	1	-100%		100%	1	0	-100%	0%
GENERAL MOTORS	6 X 2 CAJA SECA	1	-100%		100%	1	0	-100%	0%
GENERAL MOTORS	C-30,35,36,3500 CAJA SECA		100%	1	-100%	1	0	-100%	0%
GENERAL MOTORS	G3		100%	1	-100%	1	0	-100%	0%
GENERAL MOTORS	GRAN AM		100%	1	-100%	1	0	-100%	0%
GENERAL MOTORS	KODIAK 6 X 4 VOLTEO	1	-100%		100%	1	0	-100%	0%
GENERAL MOTORS	SUNFIRE		100%	1	-100%	1	0	-100%	0%
GIANT	PANEL	1	-100%		100%	1	0	-100%	0%
GIANT	PICK-UP		100%	1	-100%	1	0	-100%	0%
HONDA	1001-2000		100%	1	-100%	1	0	-100%	0%
HONDA	251-650	1	-100%		100%	1	0	-100%	0%
HONDA	50-110	1	-100%		100%	1	0	-100%	0%
HONDA	CIVIC HIBRIDO		100%	1	-100%	1	0	-100%	0%
HONDA	PILOT	4	-100%	2	-100%	6	0	-100%	0%
HUMMER	H2		100%	1	-100%	1	0	-100%	0%
HYUNDAI	IONIQ HIBRIDO		100%	1	-100%	1	0	-100%	0%
HYUNDAI	IX35	2	-100%		100%	2	0	-100%	0%
INFINITI	QX70		100%	1	-100%	1	0	-100%	0%
INTERNATIONAL	4 X 2 CAJA REDILAS, CHASIS		100%	1	-100%	1	0	-100%	0%
IRON CLAN MOTORS	111 250		100%	1	-100%	1	0	-100%	0%
ISUZU	ELF 200 CLASE 2	1	-100%		100%	1	0	-100%	0%
ISUZU	FORWARD 1100	1	-100%		100%	1	0	-100%	0%
ISUZU	FORWARD 800	1	-100%		100%	1	0	-100%	0%
KAWASAKI	111-250	3	-100%		100%	3	0	-100%	0%
KEEWAY	251 650		100%	1	-100%	1	0	-100%	0%
KIA	STINGER	3	-100%		100%	3	0	-100%	0%
KIRI	SEED	1	-100%		100%	1	0	-100%	0%
LAND ROVER	DEFENDER	1	-100%		100%	1	0	-100%	0%
LAND ROVER	RANGE ROVER SPORT	2	-100%		100%	2	0	-100%	0%
LINCOLN	CONTINENTAL		100%	1	-100%	1	0	-100%	0%
LINCOLN	LS	1	-100%		100%	1	0	-100%	0%
LINCOLN	MKC	3	-100%		100%	3	0	-100%	0%
LINCOLN	NAVIGATOR	2	-100%		100%	2	0	-100%	0%
MASERATI	COUPE	1	-100%		100%	1	0	-100%	0%
MAZDA	CX 30	2	-100%	1	-100%	3	0	-100%	0%
MAZDA	MX5	3	-100%	1	-100%	4	0	-100%	0%
MERCEDES BENZ	CLASE GLK	2	-100%		100%	2	0	-100%	0%
MERCEDES BENZ	MERCEDES BENZ	1	-100%		100%	1	0	-100%	0%
MERCURY	MOUNTAINEER	1	-100%		100%	1	0	-100%	0%
MITSUBISHI	ECLIPSE	1	-100%		100%	1	0	-100%	0%
MITSUBISHI	ECLIPSE CROSS	1	-100%		100%	1	0	-100%	0%
MITSUBISHI	GALANT		100%	1	-100%	1	0	-100%	0%
MITSUBISHI	LANCER	1	-100%	2	-100%	3	0	-100%	0%
MITSUBISHI	SPACESTAR		100%	1	-100%	1	0	-100%	0%
MV AGUSTA	1001-2000		100%	2	-100%	2	0	-100%	0%
NISSAN	APRIO	1	-100%	3	-100%	4	0	-100%	0%
NISSAN	INFINITI MODELOS ANTERIORES	3	-100%	1	-100%	4	0	-100%	0%
NISSAN	LUCINO		100%	2	-100%	2	0	-100%	0%
NISSAN	NV 2500		100%	1	-100%	1	0	-100%	0%
NISSAN	QUEST		100%	1	-100%	1	0	-100%	0%
OTRA	111- 250	1	-100%	2	-100%	3	0	-100%	0%
OTRA	OTROS		100%	1	-100%	1	0	-100%	0%
PEUGEOT	308		100%	1	-100%	1	0	-100%	0%
PEUGEOT	406		100%	1	-100%	1	0	-100%	0%
POLUX QLINK	111 250	1	-100%		100%	1	0	-100%	0%
PORSCHE	BOXSTER	1	-100%		100%	1	0	-100%	0%
RENAULT	KANGOO CARGA		100%	1	-100%	1	0	-100%	0%
RENAULT	MEGANE	2	-100%	3	-100%	5	0	-100%	0%
RENAULT	OROCH		100%	1	-100%	1	0	-100%	0%
RENAULT	SCENIC		100%	1	-100%	1	0	-100%	0%
SCANIA	AUTOBUS URBANO	1	-100%		100%	1	0	-100%	0%
SEAT	EXEO	1	-100%		100%	1	0	-100%	0%
SEMIRREMOLQUES	CAJA ENCORTINADA	2	-100%		100%	2	0	-100%	0%
SEMIRREMOLQUES	CAJA GANADERA	1	-100%		100%	1	0	-100%	0%

SEMIRREMOLQUES	PLATAFORMA BAJA	2	-100%		100%	2	0	-100%	0%		
SPARTAK	S1000		100%	1	-100%	1	0	-100%	0%		
STERLING	STERLING	1	-100%		100%	1	0	-100%	0%		
SUBARU	WRX	1	-100%		100%	1	0	-100%	0%		
SUZUKI	50-110	1	-100%		100%	1	0	-100%	0%		
SUZUKI	651-1000	1	-100%		100%	1	0	-100%	0%		
TANK	111-250		100%	1	-100%	1	0	-100%	0%		
TVS	111-250	2	-100%		100%	2	0	-100%	0%		
VOLKSWAGEN	6 X 2 CAJA SECA		100%	1	-100%	1	0	-100%	0%		
VOLKSWAGEN	AMAROK	2	-100%	1	-100%	3	0	-100%	0%		
VOLKSWAGEN	CRAFTER CAJA SECA	1	-100%		100%	1	0	-100%	0%		
VOLKSWAGEN	CRAFTER VAN	5	-100%	1	-100%	6	0	-100%	0%		
VOLKSWAGEN	DERBY VAN	1	-100%		100%	1	0	-100%	0%		
VOLKSWAGEN	EOS	1	-100%		100%	1	0	-100%	0%		
VOLKSWAGEN	EUROVAN PANEL	1	-100%		100%	1	0	-100%	0%		
VOLKSWAGEN	LUPO	1	-100%	1	-100%	2	0	-100%	0%		
VOLKSWAGEN	POINTER PICK UP		100%	1	-100%	1	0	-100%	0%		
VOLKSWAGEN	POINTER STATION WAGON	1	-100%		100%	1	0	-100%	0%		
VOLKSWAGEN	TOUAREG	1	-100%		100%	1	0	-100%	0%		
VOLKSWAGEN	TRANSPORTER PASAJEROS		100%	3	-100%	3	0	-100%	0%		
VOLVO	S80		100%	1	-100%	1	0	-100%	0%		
VOLVO	V40	1	-100%		100%	1	0	-100%	0%		
VOLVO	V70	1	-100%		100%	1	0	-100%	0%		
VOLVO	XC60	2	-100%		100%	2	0	-100%	0%		
VOLVO	XC90		100%	3	-100%	3	0	-100%	0%		
	TOTAL GENERAL	3463	2473	-29%	3699	2743	-26%	7162	5216	-27%	100%

PORCENTAJE DE PARTICIPACIÓN POR TIPO DE ROBO Y POR AÑO.

48% 47%

52% 53%

OFICINA COORDINADORA DE RIESGOS ASEGURADOS (OCRA)

VEHÍCULOS ROBADOS AL SECTOR ASEGURADOR EN: EDO. DE MÉXICO, DURANTE EL PERIODO 01/01/2021-31/12/2021 Y SU COMPORTAMIENTO DURANTE EL MISMO PERIODO DE 2020, ORDENADO POR LOS TIPOS MÁS ROBADOS DURANTE 2021.

MARCA	TIPO	TOTAL EDO. DE MÉXICO										
		CON VIOLENCIA			ESTACIONADO			TOTAL			% DEL TOT.	
		2020	2021	% DE INCR.	2020	2021	% DE INCR.	2020	2021	% DE INCR.		
NISSAN	VERSA	710	499	-30%	769	830	8%	1479	1329	-10%	7%	
GENERAL MOTORS	BEAT	371	392	6%	489	682	39%	860	1074	25%	6%	
GENERAL MOTORS	AVEO	704	646	-8%	309	270	-13%	1013	916	-10%	5%	
VOLKSWAGEN	VENTO	773	601	-22%	86	94	9%	859	695	-19%	4%	
NISSAN	MARCH	249	229	-8%	329	363	10%	578	592	2%	3%	
NISSAN	NP300	366	307	-16%	273	270	-1%	639	577	-10%	3%	
NISSAN	SENTRA	230	178	-23%	263	249	-5%	493	427	-13%	2%	
KENWORTH	KENWORTH	196	264	35%	129	96	-26%	325	360	11%	2%	
NISSAN	TSURU	80	66	-18%	316	260	-18%	396	326	-18%	2%	
VOLKSWAGEN	JETTA Y CLASICO	406	258	-36%	41	35	-15%	447	293	-34%	2%	
HONDA	CRV	196	206	5%	29	59	103%	225	265	18%	1%	
GENERAL MOTORS	SPARK	179	166	-7%	105	94	-10%	284	260	-8%	1%	
VOLKSWAGEN	NUEVO JETTA	219	209	-5%	32	28	-13%	251	237	-6%	1%	
KIA	RIO	221	206	-7%	24	28	17%	245	234	-4%	1%	
SEAT	IBIZA	277	204	-26%	28	24	-14%	305	228	-25%	1%	
FORD	F-350,F450,F550, ESTACAS,CHASIS CAB	184	155	-16%	80	70	-13%	264	225	-15%	1%	
NISSAN	URVAN PASAJEROS	106	131	24%	55	79	44%	161	210	30%	1%	
FREIGHTLINER	FREIGHTLINER	155	167	8%	54	40	-26%	209	207	-1%	1%	
KIA	SPORTAGE	159	185	16%	7	16	129%	166	201	21%	1%	
GENERAL MOTORS	SONIC	230	153	-33%	28	36	29%	258	189	-27%	1%	
VOLKSWAGEN	GOL	225	163	-28%	50	26	-48%	275	189	-31%	1%	
MAZDA	3	170	168	-1%	25	17	-32%	195	185	-5%	1%	
YAMAHA	111-250	91	118	30%	80	65	-19%	171	183	7%	1%	
HONDA	111-250	101	84	-17%	47	70	49%	148	154	4%	1%	
ITALIKA	111-250	191	75	-61%	295	76	-74%	486	151	-69%	1%	
MAZDA	CX5	97	135	39%	11	12	9%	108	147	36%	1%	
NISSAN	PICK-UP CORTO,LARGO,DOBLE,KING	70	51	-27%	106	95	-10%	176	146	-17%	1%	
HONDA	HR-V	127	120	-6%	18	21	17%	145	141	-3%	1%	
TOYOTA	HIACE	107	112	5%	49	29	-41%	156	141	-10%	1%	
SEMIRREMOLQUES	CAJA SECA	97	119	23%	26	20	-23%	123	139	13%	1%	
NISSAN	XTRAIL	131	122	-7%	15	13	-13%	146	135	-8%	1%	
GENERAL MOTORS	TRAX	135	114	-16%	12	17	42%	147	131	-11%	1%	
MAZDA	CX-3	75	116	55%	8	12	50%	83	128	54%	1%	
CHRYSLER	ATTITUDE	122	103	-16%	41	24	-41%	163	127	-22%	1%	
VOLKSWAGEN	TIGUAN	73	108	48%	7	18	157%	80	126	58%	1%	
SEMIRREMOLQUES	REMOLQUES	65	83	28%	18	42	133%	83	125	51%	1%	
NISSAN	KICKS	136	105	-23%	22	18	-18%	158	123	-22%	1%	
KIA	FORTE	94	103	10%	11	15	36%	105	118	12%	1%	
FORD	FIGO	84	93	11%	9	23	156%	93	116	25%	1%	
TOYOTA	AVANZA	134	97	-28%	17	12	-29%	151	109	-28%	1%	
VOLKSWAGEN	POLO	111	96	-14%	8	11	38%	119	107	-10%	1%	
INTERNATIONAL	INTERNATIONAL	79	80	1%	38	26	-32%	117	106	-9%	1%	
NISSAN	TIIDA	90	65	-28%	69	41	-41%	159	106	-33%	1%	
HYUNDAI	TUCSON	54	99	83%	2	4	100%	56	103	84%	1%	
NISSAN	ESTACAS CORTO,LARGO, CHASIS,	63	37	-41%	91	62	-32%	154	99	-36%	1%	
HONDA	CITY	126	88	-30%	12	9	-25%	138	97	-30%	1%	
HYUNDAI	GRAND I10	95	82	-14%	11	12	9%	106	94	-11%	1%	
HONDA	CIVIC	82	76	-7%	10	14	40%	92	90	-2%	0%	
NISSAN	FRONTIER PICK UP	51	55	8%	49	34	-31%	100	89	-11%	0%	
TOYOTA	RAV4	58	83	43%	7	6	-14%	65	89	37%	0%	
TOYOTA	YARIS	77	79	3%	11	10	-9%	88	89	1%	0%	
TOYOTA	HILUX PICK UP	53	73	38%	5	10	100%	58	83	43%	0%	
SEAT	LEON	71	76	7%	9	6	-33%	80	82	3%	0%	
TOYOTA	COROLLA	57	60	5%	10	18	80%	67	78	16%	0%	
FORD	FIESTA	78	58	-26%	12	17	42%	90	75	-17%	0%	
SEMIRREMOLQUES	DOLLY	38	54	42%	18	20	11%	56	74	32%	0%	
VOLKSWAGEN	GOLF	64	64	0%	19	9	-53%	83	73	-12%	0%	
YAMAHA	50-110	18	38	111%	28	35	25%	46	73	59%	0%	
HYUNDAI	ACCENT	63	62	-2%	9	9	0%	72	71	-1%	0%	
HYUNDAI	CRETA	53	62	17%	8	6	-25%	61	68	11%	0%	
SEMIRREMOLQUES	PLATAFORMA ALTA	23	63	174%	6	5	-17%	29	68	134%	0%	

BAJAJ	111-250	88	39	-56%	40	28	-30%	128	67	-48%	0%
GENERAL MOTORS	ONIX	19	58	205%	1	7	600%	20	65	225%	0%
SUZUKI	SWIFT	68	60	-12%	10	5	-50%	78	65	-17%	0%
GENERAL MOTORS	CAVALIER	64	54	-16%	8	6	-25%	72	60	-17%	0%
AUDI	A3	51	53	4%	6	6	0%	57	59	4%	0%
GENERAL MOTORS	CHEVY	15	15	0%	64	42	-34%	79	57	-28%	0%
RENAULT	DUSTER	74	44	-41%	15	12	-20%	89	56	-37%	0%
SEMIRREMOLQUES	CAJA REDILAS	56	26	-54%	54	29	-46%	110	55	-50%	0%
GENERAL MOTORS	SILVERADO PICK UP (C- 2500)	35	34	-3%	17	20	18%	52	54	4%	0%
KIA	SOUL	51	49	-4%	3	5	67%	54	54	0%	0%
NISSAN	ICHI-VAN PANEL, URVAN PANEL	19	44	132%	15	10	-33%	34	54	59%	0%
HONDA	FIT	42	46	10%	6	7	17%	48	53	10%	0%
CHRYSLER	D-350, RAM 3500, 4000 CAJA SECA	24	44	83%	4	8	100%	28	52	86%	0%
ARMADO	CAMION	18	28	56%	11	23	109%	29	51	76%	0%
FORD	RANGER PICK UP	38	41	8%	19	9	-53%	57	50	-12%	0%
FORD	ESCAPE	44	37	-16%	9	12	33%	53	49	-8%	0%
MERCEDES BENZ Y											
FREIGHLINER	4 X 2 CAJA SECA	41	27	-34%	27	21	-22%	68	48	-29%	0%
BMW	COOPER	38	43	13%	7	3	-57%	45	46	2%	0%
SEAT	TOLEDO	69	40	-42%	6	5	-17%	75	45	-40%	0%
SEMIRREMOLQUES	CAJA REFRIGERADA	30	33	10%	5	11	120%	35	44	26%	0%
KIA	SORENTO	44	38	-14%	4	4	0%	48	42	-13%	0%
VOLKSWAGEN	BETLE	41	34	-17%	13	7	-46%	54	41	-24%	0%
VOLVO	VOLVO	27	26	-4%	9	14	56%	36	40	11%	0%
GENERAL MOTORS	CHEVELLE, NOVA, CAPRICE, OPEL		26	100%		13	100%	0	39	100%	0%
CHRYSLER	JEEP WRANGLER	17	35	106%	1	3	200%	18	38	111%	0%
GENERAL MOTORS	CRUZE	61	25	-59%	13	13	0%	74	38	-49%	0%
KIA	SELTOS	9	34	278%		3	100%	9	37	311%	0%
MITSUBISHI	L200 PICK UP DOBLE CABINA	18	34	89%	5	3	-40%	23	37	61%	0%
BAJAJ	251-650	8	25	213%	7	11	57%	15	36	140%	0%
FORD	FOCUS	40	27	-33%	12	9	-25%	52	36	-31%	0%
VOLKSWAGEN	SAVEIRO	30	27	-10%	4	8	100%	34	35	3%	0%
CHRYSLER	JOURNEY	46	22	-52%	5	12	140%	51	34	-33%	0%
HINO	300	28	27	-4%	1	7	600%	29	34	17%	0%
VENTO	111-250	14	22	57%	11	12	9%	25	34	36%	0%
MAZDA	2	22	27	23%	5	6	20%	27	33	22%	0%
HYUNDAI	ELANTRA	26	25	-4%	5	7	40%	31	32	3%	0%
SUZUKI	VITARA	46	28	-39%	5	4	-20%	51	32	-37%	0%
VOLKSWAGEN	PASSAT	29	26	-10%	4	6	50%	33	32	-3%	0%
CHRYSLER	JEEP GRAND CHEROKEE	20	28	40%	3	3	0%	23	31	35%	0%
MAZDA	CX 30	6	30	400%		1	100%	6	31	417%	0%
SEMIRREMOLQUES	TANQUE	21	21	0%	15	10	-33%	36	31	-14%	0%
VOLKSWAGEN	JETTA MODELO 92 AL 99	18	22	22%	13	9	-31%	31	31	0%	0%
GENERAL MOTORS	SILVERADO PICK UP (C- 3500)	26	26	0%	11	4	-64%	37	30	-19%	0%
KTM	111-250	13	25	92%	10	5	-50%	23	30	30%	0%
SEMIRREMOLQUES	PORTACONTENEDOR	15	23	53%	3	7	133%	18	30	67%	0%
SUZUKI	ERTIGA	20	25	25%	1	4	300%	21	29	38%	0%
AUDI	A4	22	24	9%	3	4	33%	25	28	12%	0%
RENAULT	STEPWAY	18	24	33%	2	4	100%	20	28	40%	0%
GENERAL MOTORS	TRACKER	1	24	2300%	3	3	0%	4	27	575%	0%
INTERNATIONAL	CHASIS CABINA 6X4	23	13	-43%	12	14	17%	35	27	-23%	0%
MERCEDES BENZ Y											
FREIGHLINER	6 X 2 CAJA SECA	18	18	0%	8	9	13%	26	27	4%	0%
VOLKSWAGEN	BORA	25	22	-12%	9	5	-44%	34	27	-21%	0%
BMW	SERIE 3	38	21	-45%	4	5	25%	42	26	-38%	0%
GENERAL MOTORS	S-10 PICK UP	18	21	17%	2	5	150%	20	26	30%	0%
MERCEDES BENZ	CLASE C	17	21	24%	2	5	150%	19	26	37%	0%
TOYOTA	HIGHLANDER	17	19	12%	2	7	250%	19	26	37%	0%
TOYOTA	TACOMA PICK UP	20	24	20%	1	2	100%	21	26	24%	0%
HONDA	BRV	29	25	-14%	2	2	-100%	31	25	-19%	0%
TOYOTA	HIACE PANEL	20	22	10%	2	3	50%	22	25	14%	0%
CHRYSLER	GRAND CARAVAN	11	12	9%	2	12	500%	13	24	85%	0%
CHRYSLER	RAM 1500	19	19	0%	8	5	-38%	27	24	-11%	0%
FORD	EXPLORER	21	18	-14%	8	6	-25%	29	24	-17%	0%
FORD	F-100, F-150 PICK UP	33	14	-58%	12	10	-17%	45	24	-47%	0%
FORD	F-350, 450, 550 CAJA SECA	26	20	-23%	5	4	-20%	31	24	-23%	0%
KENWORTH	6 X 2 CAJA SECA	13	18	38%	7	6	-14%	20	24	20%	0%
SAAB	9-3'	8	19	138%	3	5	67%	11	24	118%	0%
VOLKSWAGEN	SEDAN	5	3	-40%	38	21	-45%	43	24	-44%	0%
VOLKSWAGEN	VIRTUS	17	19	12%	1	5	400%	18	24	33%	0%
GENERAL MOTORS	CHEVY C2	2	8	300%	18	15	-17%	20	23	15%	0%
MITSUBISHI	MIRAGE	21	16	-24%	4	7	75%	25	23	-8%	0%
OTROS		8	14	74%	7	9	29%	15	23	53%	0%
SEAT	ARONA	20	19	-5%	3	4	33%	23	23	0%	0%
CHRYSLER	VOYAGER	7	9	29%	27	13	-52%	34	22	-35%	0%

BMW	251-650	14	12	-14%	8	9	13%	22	21	-5%	0%
TOYOTA	SIENNA	24	21	-13%	4		-100%	28	21	-25%	0%
AUDI	Q3	10	16	60%	2	4	100%	12	20	67%	0%
BMW	SERIE 1	28	17	-39%	6	3	-50%	34	20	-41%	0%
FORD	ECOSPORT	40	17	-58%	5	3	-40%	45	20	-56%	0%
GENERAL MOTORS	EQUINOX	14	17	21%	3	3	0%	17	20	18%	0%
MAZDA	CX7	8	19	138%	5	1	-80%	13	20	54%	0%
MITSUBISHI	OUTLANDER	9	15	67%	3	5	67%	12	20	67%	0%
RENAULT	KWID	12	16	33%	1	4	300%	13	20	54%	0%
TOYOTA	PRIUS	20	15	-25%	3	5	67%	23	20	-13%	0%
VOLKSWAGEN	AMAROK	5	19	280%	1	1	0%	6	20	233%	0%
BMW	X3	10	16	60%	1	3	200%	11	19	73%	0%
GENERAL MOTORS	MATIZ	12	4	-67%	20	15	-25%	32	19	-41%	0%
HINO	CAJA SECA	12	17	42%	4	2	-50%	16	19	19%	0%
KENWORTH	4 X 2 CAJA SECA	8	15	88%	1	4	300%	9	19	111%	0%
YAMAHA	251-650	10	10	0%	3	9	200%	13	19	46%	0%
AUDI	A1	27	18	-33%	4		-100%	31	18	-42%	0%
CHRYSLER	JEEP COMPASS	19	13	-32%	1	5	400%	20	18	-10%	0%
GENERAL MOTORS	C-15,1500 PICK UP	13	5	-62%	14	13	-7%	27	18	-33%	0%
NISSAN	ALTIMA	12	14	17%	3	4	33%	15	18	20%	0%
RENAULT	LOGAN	33	16	-52%	5	2	-60%	38	18	-53%	0%
FORD	F-350,450,550 CAJA CONTENEDOR	14	15	7%	2	2	0%	16	17	6%	0%
FORD	LOBO, KING RANCH PICK UP	20	15	-25%	3	2	-33%	23	17	-26%	0%
GENERAL MOTORS	TORNADO,CHEVY PICK UP	16	12	-25%	1	5	400%	17	17	0%	0%
HONDA	ACCORD	23	11	-52%	4	6	50%	27	17	-37%	0%
ISUZU	ELF 300 CLASE 2	22	13	-41%	4	4	0%	26	17	-35%	0%
RENAULT	CAPTUR	12	16	33%	5	1	-80%	17	17	0%	0%
AUDI	Q5	13	13	0%		3	100%	13	16	23%	0%
GENERAL MOTORS	EXPRESS VAN PASAJEROS	6	7	17%	18	9	-50%	24	16	-33%	0%
ISUZU	ELF 400	15	13	-13%	1	3	200%	16	16	0%	0%
TOYOTA	CAMRY	4	14	250%	4	2	-50%	8	16	100%	0%
CHRYSLER	JEEP CHEROKEE	13	12	-8%	3	3	0%	16	15	-6%	0%
FORD	TRANSIT PASAJEROS	11	12	9%	3	3	0%	14	15	7%	0%
RENAULT	KOLEOS	24	14	-42%	5	1	-80%	29	15	-48%	0%
SUZUKI	IGNIS	20	15	-25%	2		-100%	22	15	-32%	0%
CHRYSLER	RAM 700 PICK UP	9	12	33%	2	2	0%	11	14	27%	0%
FREIGHTLINER	M2		14	100%			100%	0	14	100%	0%
GENERAL MOTORS	CAPTIVA	18	11	-39%	1	3	200%	19	14	-26%	0%
MAZDA	CX9	10	12	20%	4	2	-50%	14	14	0%	0%
MERCEDES BENZ	CLASE CLA	8	13	63%	1	1	0%	9	14	56%	0%
CHRYSLER	RAM PICK UP	9	11	22%	2	2	0%	11	13	18%	0%
FORD	4 X 2 CAJA REDILAS	5	8	60%	6	5	-17%	11	13	18%	0%
GENERAL MOTORS	TERRAIN	14	12	-14%	2	1	-50%	16	13	-19%	0%
HONDA	PILOT	8	10	25%	5	3	-40%	13	13	0%	0%
INTERNATIONAL	4 X 2 CAJA SECA	10	9	-10%	2	4	100%	12	13	8%	0%
MAZDA	6	15	10	-33%	2	3	50%	17	13	-24%	0%
VOLKSWAGEN	GOLF GTI	12	10	-17%	2	3	50%	14	13	-7%	0%
VOLKSWAGEN	POINTER	4	8	100%	11	5	-55%	15	13	-13%	0%
CHRYSLER	JEEP PATRIOT	18	9	-50%	5	3	-40%	23	12	-48%	0%
CHRYSLER	RAM 2500	12	10	-17%		2	100%	12	12	0%	0%
FIAT	UNO	14	11	-21%	2	1	-50%	16	12	-25%	0%
HONDA	ODYSSEY	19	11	-42%	3	1	-67%	22	12	-45%	0%
MAZDA	5	6	9	50%	1	3	200%	7	12	71%	0%
NISSAN	NV 350	4	10	150%	1	2	100%	5	12	140%	0%
SEMI-REMOLQUES	PLATAFORMA BAJA	5	5	0%		7	100%	5	12	140%	0%
BMW	X1	10	8	-20%	2	3	50%	12	11	-8%	0%
BMW	X5	5	10	100%		1	100%	5	11	120%	0%
CHRYSLER	JEEP LIBERTY	7	7	0%	2	4	100%	9	11	22%	0%
CHRYSLER	TOWN & COUNTRY	7	7	0%	8	4	-50%	15	11	-27%	0%
FORD	EDGE	10	11	10%	1		-100%	11	11	0%	0%
FORD	F 150		6	100%		5	100%	0	11	100%	0%
GENERAL MOTORS	CHEYENNE,CHEYENNE SS PICK UP	7	7	0%	4	4	0%	11	11	0%	0%
GENERAL MOTORS	SIERRA PICK UP	9	8	-11%	3	3	0%	12	11	-8%	0%
KTM	251-650	11	6	-45%	4	5	25%	15	11	-27%	0%
RENAULT	SANDERO	16	10	-38%	3	1	-67%	19	11	-42%	0%
SEAT	ATECA	10	10	0%		1	100%	10	11	10%	0%
SUZUKI	111-250	3	6	100%	3	5	67%	6	11	83%	0%
ACURA	RDX	6	9	50%		1	100%	6	10	67%	0%
AUDI	A6	6	8	33%	1	2	100%	7	10	43%	0%
CHRYSLER	RAM PROMASTER	3	9	200%		1	100%	3	10	233%	0%
GENERAL MOTORS	BLAZER		5	100%	5	5	0%	5	10	100%	0%
HYUNDAI	SANTA FE	7	10	43%			100%	7	10	43%	0%
ISUZU	ELF 500	6	9	50%	1	1	0%	7	10	43%	0%
MERCEDES BENZ	SPRINTER PASAJEROS	13	8	-38%	1	2	100%	14	10	-29%	0%
MITSUBISHI	LANCER	9	7	-22%	2	3	50%	11	10	-9%	0%

NISSAN	NOTE	11	8	-27%	5	2	-60%	16	10	-38%	0%
SEMIREMOLQUES	CAJA ENCORTINADA	7	9	29%	1	1	0%	8	10	25%	0%
SEMIREMOLQUES	JAULA GANADERA	3	9	200%	4	1	-75%	7	10	43%	0%
SUZUKI	CIAZ	11	9	-18%	6	1	-83%	17	10	-41%	0%
SUZUKI	GRAND VITARA	11	8	-27%	2	2	0%	13	10	-23%	0%
VOLKSWAGEN	JETTA MODELO 92 Y ANTERIORES	18	9	-50%	6	1	-83%	24	10	-58%	0%
VOLKSWAGEN	TRANSPORTER	8	10	25%	2		-100%	10	10	0%	0%
CHRYSLER	JEEP RENEGADE	9	8	-11%		1	100%	9	9	0%	0%
FIAT	500	6	5	-17%	1	4	300%	7	9	29%	0%
FORD	MUSTANG	6	8	33%	2	1	-50%	8	9	13%	0%
FORD	WINDSTAR	1	2	100%	5	7	40%	6	9	50%	0%
GENERAL MOTORS	OPTRA	3	6	100%	4	3	-25%	7	9	29%	0%
GENERAL MOTORS	SUBURBAN, CARRY ALL	4	5	25%	5	4	-20%	9	9	0%	0%
HYUNDAI	IX35	7	9	29%	1		-100%	8	9	13%	0%
MERCEDES BENZ	CLASE E	4	7	75%	1	2	100%	5	9	80%	0%
NISSAN	V DRIVE	1	2	100%		7	100%	1	9	800%	0%
PEUGEOT	207	6	8	33%	2	1	-50%	8	9	13%	0%
RENAULT	FLUENCE	8	7	-13%	1	2	100%	9	9	0%	0%
SEMIREMOLQUES	VOLTEO	2	8	300%		1	100%	2	9	350%	0%
VOLKSWAGEN	CADDY	9	7	-22%	2	2	0%	11	9	-18%	0%
ARMADO	TRACTOCAMION	8	4	-50%	5	4	-20%	13	8	-38%	0%
AUDI	Q2	2	8	300%			100%	2	8	300%	0%
BMW	651-1000	4	8	100%			100%	4	8	100%	0%
BMW	X4	2	8	300%	1		-100%	3	8	167%	0%
BMW	X6	3	8	167%	1		-100%	4	8	100%	0%
BUICK	ENCORE	8	8	0%	2		-100%	10	8	-20%	0%
CHRYSLER	300	1	7	600%		1	100%	1	8	700%	0%
FORD	FUSION	9	8	-11%	3		-100%	12	8	-33%	0%
FORD	IKON	6	4	-33%	1	4	300%	7	8	14%	0%
GENERAL MOTORS	C-30,C35,C36,C3500, CHASIS ESTACAS	8	3	-63%	5	5	0%	13	8	-38%	0%
GENERAL MOTORS	G-30,WAGON,CARGO VAN	6	3	-50%	7	5	-29%	13	8	-38%	0%
ISUZU	ELF 100 CLASE 2	9	7	-22%	1	1	0%	10	8	-20%	0%
ISUZU	ELF 450	3	7	133%	2	1	-50%	5	8	60%	0%
ITALIKA	251-650	2	3	50%	3	5	67%	5	8	60%	0%
KIA	NIRO HIBRIDO	4	7	75%	1	1	0%	5	8	60%	0%
MAZDA	MX5	10	5	-50%	3	3	0%	13	8	-38%	0%
MERCEDES BENZ	CLASE GLC	8	7	-13%	1	1	0%	9	8	-11%	0%
NISSAN	ROGUE	2	3	50%	2	5	150%	4	8	100%	0%
PEUGEOT	301	10	6	-40%	4	2	-50%	14	8	-43%	0%
PEUGEOT	PARTNER FURGON	4	8	100%	1		-100%	5	8	60%	0%
RENAULT	OROCH	7	5	-29%	2	3	50%	9	8	-11%	0%
SUZUKI	SX4	5	5	0%	2	3	50%	7	8	14%	0%
VOLKSWAGEN	CROSSFOX	6	6	0%	2	2	0%	8	8	0%	0%
VOLKSWAGEN	T CROSS	2	7	250%		1	100%	2	8	300%	0%
VOLKSWAGEN	TAOS		7	100%		1	100%	0	8	100%	0%
VOLKSWAGEN	TRANSPORTER PASAJEROS	9	6	-33%	3	2	-33%	12	8	-33%	0%
VOLKSWAGEN	UP	5	7	40%	1	1	0%	6	8	33%	0%
AUDI	A5	8	7	-13%	3		-100%	11	7	-36%	0%
CHRYSLER	DURANGO	3	5	67%	1	2	100%	4	7	75%	0%
CHRYSLER	NEON	7	7	0%	4		-100%	11	7	-36%	0%
FIAT	MOBI	8	6	-25%		1	100%	8	7	-13%	0%
FORD	ECONOLINE PASAJEROS	1	2	100%	1	5	400%	2	7	250%	0%
FORD	F-200, B-200, F- 250 PICK UP	2	6	200%	4	1	-75%	6	7	17%	0%
FORD	RANGER CAJA SECA	15	7	-53%	5		-100%	20	7	-65%	0%
FORD	TRANSIT CARGA	10	6	-40%	4	1	-75%	14	7	-50%	0%
GENERAL MOTORS	MATIZ G2	2	3	50%	6	4	-33%	8	7	-13%	0%
JAC	SEI 3	8	6	-25%		1	100%	8	7	-13%	0%
LEGALIZADO	TRACTOCAMION	1	5	400%	1	2	100%	2	7	250%	0%
MERCEDES BENZ	CLASE GLE	4	6	50%		1	100%	4	7	75%	0%
NISSAN	PLATINA	7	2	-71%	11	5	-55%	18	7	-61%	0%
SUZUKI	S CROSS	9	6	-33%		1	100%	9	7	-22%	0%
VOLKSWAGEN	CRAFTER VAN	8	6	-25%		1	100%	8	7	-13%	0%
YAMAHA	651-1000	1	5	400%	1	2	100%	2	7	250%	0%
ACURA	MDX	5	6	20%	1		-100%	6	6	0%	0%
DINA	6 X 2, 6 X 4 TRACTOCAMION	3	4	33%		2	100%	3	6	100%	0%
FREIGHTLINER	360	1	5	400%		1	100%	1	6	500%	0%
GENERAL MOTORS	COLORADO PICK UP	2	6	200%	2		-100%	4	6	50%	0%
GENERAL MOTORS	LUV PICK UP,ESTACAS, CREW CAB	3	1	-67%	2	5	150%	5	6	20%	0%
GENERAL MOTORS	MALIBU	4	3	-25%	4	3	-25%	8	6	-25%	0%
GENERAL MOTORS	TAHOE	3	6	100%	2		-100%	5	6	20%	0%
GENERAL MOTORS	TRAVERSE	7	5	-29%	1	1	0%	8	6	-25%	0%
GENERAL MOTORS	YUKON	2	6	200%	1		-100%	3	6	100%	0%
ISUZU	ELF600	5	6	20%	4		-100%	9	6	-33%	0%
KIA	SEDONA	1	5	400%	1	1	0%	2	6	200%	0%
LAND ROVER	RANGE ROVER	4	6	50%	1		-100%	5	6	20%	0%

NISSAN	ICHI-VAN Y URVAN, SERVICIO PÚBLICO	2	5	150%		1	100%	2	6	200%	0%
PEUGEOT	PARTNER TEPEE	8	5	-38%		1	100%	8	6	-25%	0%
RENAULT	KANGOO PASAJEROS	4	4	0%		2	100%	4	6	50%	0%
SEAT	TARRACO		4	100%		2	100%	0	6	100%	0%
VOLKSWAGEN	TERAMONT	1	5	400%		1	100%	1	6	500%	0%
VOLVO	S40	1	4	300%		2	0%	3	6	100%	0%
AUDI	Q7	4	5	25%		2	-100%	6	5	-17%	0%
BMW	SERIE 4	2	5	150%		1	-100%	3	5	67%	0%
CADILLAC	ESCALADE	3	4	33%		1	100%	3	5	67%	0%
CHRYSLER	ATOS	3	2	-33%		5	-40%	8	5	-38%	0%
CHRYSLER	D-350, RAM 3500 QUAD CAB PICK UP		2	100%		3	100%	0	5	100%	0%
CHRYSLER	D-350, RAM 3500, 4000 PLATAFORMA	1	5	400%			100%	1	5	400%	0%
CHRYSLER	VISION	6	3	-50%		1	200%	7	5	-29%	0%
DINA	4 X 2 CAJA SECA	1	3	200%		2	0%	3	5	67%	0%
FORD	ESCORT	1	2	100%		1	300%	2	5	150%	0%
FREIGHTLINER	6 X 2 CAJA SECA		5	100%			100%	0	5	100%	0%
GENERAL MOTORS	ACADIA	10	5	-50%		1	-100%	11	5	-55%	0%
GENERAL MOTORS	C-20, MAXICAB, R 25, C250 PICK UP	1	3	200%		1	200%	2	5	150%	0%
HINO	500		5	100%			100%	0	5	100%	0%
HYUNDAI	SONATA	2	4	100%		1	100%	2	5	150%	0%
ISUZU	FORWARD 800	1	5	400%			100%	1	5	400%	0%
LINCOLN	CORSAIR		5	100%			100%	0	5	100%	0%
LINCOLN	MX	3	2	-33%		1	300%	4	5	25%	0%
MERCEDES BENZ	CLASE GLA	8	5	-38%		1	-100%	9	5	-44%	0%
MERCEDES BENZ	MERCEDES BENZ	4	5	25%			100%	4	5	25%	0%
NISSAN	INFINITI MODELOS ANTERIORES	3	4	33%		1	100%	3	5	67%	0%
SUBARU	FORESTER	1	5	400%		1	-100%	2	5	150%	0%
VOLKSWAGEN	4 X 2 CAJA SECA	3	5	67%		2	-100%	5	5	0%	0%
BAJAJ	50-110	2	4	100%			100%	2	4	100%	0%
CHRYSLER	I 10	9	4	-56%		5	-100%	14	4	-71%	0%
CHRYSLER	STRATUS Y BREEZE	2	2	0%		5	-60%	7	4	-43%	0%
FIAT	ARGO		3	100%		1	100%	0	4	100%	0%
FIAT	PALIO	4	1	-75%		4	-25%	8	4	-50%	0%
FORD	RANGER ESTACAS	4	3	-25%		1	0%	5	4	-20%	0%
FRONTERIZOS	AUTOMOVILES			100%		4	100%	0	4	100%	0%
GENERAL MOTORS	C-30,35,36, 3500 CAJA REFRIGERADA		3	100%		1	100%	0	4	100%	0%
GENERAL MOTORS	CARRIOL, EXPRESS CARGO VAN	4	2	-50%		4	-50%	8	4	-50%	0%
GENERAL MOTORS	CORSA	8	3	-63%		5	-80%	13	4	-69%	0%
GENERAL MOTORS	KODIAK 6 X 4 VOLTEO	1	3	200%		1	100%	1	4	300%	0%
INTERNATIONAL	4 X 2 CAJA SECA, CHASIS	1	4	300%			100%	1	4	300%	0%
ISUZU	ELF 200 CLASE 2	8	4	-50%			100%	8	4	-50%	0%
ISUZU	FORWARD 1100	4	4	0%			100%	4	4	0%	0%
JAC	SEI 2	4	3	-25%			100%	4	4	0%	0%
KIA	OPTIMA	8	3	-63%		1	0%	9	4	-56%	0%
LEGALIZADO	AUTOMOVILES	1	1	0%		3	0%	4	4	0%	0%
MB MOTOS	111 250	1	1	0%		2	50%	3	4	33%	0%
MG	ZS		4	100%			100%	0	4	100%	0%
NISSAN	PATHFINDER	9	4	-56%			100%	9	4	-56%	0%
NISSAN	TSUBAME	1	2	100%		4	-50%	5	4	-20%	0%
PEUGEOT	206	1		-100%		2	400%	3	4	33%	0%
PEUGEOT	3008	4	4	0%			100%	4	4	0%	0%
TOYOTA	HIACE SERVICIO PÚBLICO	3	4	33%			100%	3	4	33%	0%
TOYOTA	MATRIX		2	100%		2	100%	0	4	100%	0%
VOLKSWAGEN	6 X 2 CAJA SECA	2	4	100%			100%	2	4	100%	0%
VOLKSWAGEN	SHARAN	2	1	-50%		1	300%	3	4	33%	0%
VOLKSWAGEN	VOLKSWAGEN	1	3	200%		1	0%	2	4	100%	0%
BMW	SERIE 2	8	2	-75%			100%	8	3	-63%	0%
CHRYSLER	CALIBER		3	100%			100%	0	3	100%	0%
CHRYSLER	D-350 ESTACAS, CHASIS CAB, RAM ESTACAS,	3	2	-33%		2	-50%	5	3	-40%	0%
CHRYSLER	DAKOTA PICK UP		3	100%		2	-100%	2	3	50%	0%
CHRYSLER	H 100 CARGA		1	100%		2	100%	0	3	100%	0%
CHRYSLER	PT CRUISER			100%		2	50%	2	3	50%	0%
CHRYSLER	SPIRIT		1	100%		7	-71%	7	3	-57%	0%
DINA	MICROBUS URBANOS	1	2	100%		1	0%	2	3	50%	0%
DUCATI	111 250		2	100%		1	0%	1	3	200%	0%
FIAT	DUCCATO		3	100%			100%	0	3	100%	0%
FORD	BRONCO SPORT		3	100%			100%	0	3	100%	0%
FORD	ECONOLINE CARGO VAN		1	100%		1	200%	1	3	200%	0%
FORD	EXPEDITION	4	1	-75%		1	200%	5	3	-40%	0%
FORD	F-350,450,550 CAJA MUDANCERA		2	100%		1	100%	0	3	100%	0%
GENERAL MOTORS	CAMARO	3	2	-33%			100%	3	3	0%	0%
HONDA	251-650	3	1	-67%		2	100%	3	3	0%	0%
HYUNDAI	IONIQ HIBRIDO	3	3	0%			100%	3	3	0%	0%
INFINITI	QX60	1	3	200%		1	-100%	2	3	50%	0%

ISUZU	ELF 600		3	100%			100%	0	3	100%	0%
JAC	SEI 4	1	3	200%			100%	1	3	200%	0%
KAWASAKI	111-250		3	100%			100%	0	3	100%	0%
LAND ROVER	EVOQUE	2	3	50%			100%	2	3	50%	0%
LAND ROVER	RANGE ROVER SPORT		3	100%			100%	0	3	100%	0%
LINCOLN	NAVIGATOR	4	2	-50%		1	100%	4	3	-25%	0%
MERCEDES BENZ	CLASE A	7	3	-57%			100%	7	3	-57%	0%
MERCEDES BENZ	CLASE B	3	2	-33%		1	100%	3	3	0%	0%
MERCEDES BENZ	CLASE ML	5	1	-80%		2	100%	5	3	-40%	0%
MERCEDES BENZ	SPRINTER CARGO VAN (316, 315)	5	3	-40%			100%	5	3	-40%	0%
MERCEDES BENZ	SPRINTER CARGO VAN (416,415)	5	2	-60%	1	1	0%	6	3	-50%	0%
MERCEDES BENZ Y											
FREIGHLINER	6 X 4 VOLTEO	3	3	0%			100%	3	3	0%	0%
MERCURY	SABLE	1	2	100%		1	100%	1	3	200%	0%
MITSUBISHI	ENDEAVOR		1	100%		2	100%	0	3	100%	0%
NISSAN	JUKE	4	2	-50%	2	1	-50%	6	3	-50%	0%
NISSAN	MURANO	3	3	0%	2		-100%	5	3	-40%	0%
NISSAN	TITAN PICK UP	2	3	50%			100%	2	3	50%	0%
OTRA	50-110		2	100%		1	100%	0	3	100%	0%
POLARIS	651-1000		3	100%			100%	0	3	100%	0%
PORSCHE	CAYENNE	2	2	0%		1	100%	2	3	50%	0%
RENAULT	CLIO	2	1	-50%	4	2	-50%	6	3	-50%	0%
SCANIA	SCANIA		3	100%			100%	0	3	100%	0%
SEMIRREMOLQUES	LEGALIZADO	2	3	50%			100%	2	3	50%	0%
SEMIRREMOLQUES	TOLVA (ALIMENTOS, QUIMICOS)	1	3	200%			100%	1	3	200%	0%
SEMIRREMOLQUES	TOLVA CEMENTERA	6	1	-83%	1	2	100%	7	3	-57%	0%
TOYOTA	CHR	7	3	-57%	1		-100%	8	3	-63%	0%
TOYOTA	FJ CRUISER	1	3	200%			100%	1	3	200%	0%
TOYOTA	TUNDRA PICK UP		3	100%			100%	0	3	100%	0%
TURISTA	MOTOCICLETAS		2	100%	1	1	0%	1	3	200%	0%
VELOCI MOTORS	111 250	1	3	200%			100%	1	3	200%	0%
VOLKSWAGEN	COMBI		1	100%	2	2	0%	2	3	50%	0%
VOLKSWAGEN	CRAFTER PASAJEROS	2	3	50%			100%	2	3	50%	0%
VOLKSWAGEN	DELIVERY CLASE 2	1	2	100%		1	100%	1	3	200%	0%
VOLKSWAGEN	DERBY	3	3	0%	1		-100%	4	3	-25%	0%
VOLKSWAGEN	EUROVAN PANEL	1	2	100%		1	100%	1	3	200%	0%
VOLVO	XC40		3	100%			100%	0	3	100%	0%
VOLVO	XC60	5	3	-40%			100%	5	3	-40%	0%
AUDI	TT		2	100%			100%	0	2	100%	0%
BENELLI	111-250		1	100%	2	1	-50%	2	2	0%	0%
BMW	1001-2000	4	2	-50%	1		-100%	5	2	-60%	0%
BMW	I8 HIBRIDO		2	100%			100%	0	2	100%	0%
BMW	SERIE 5	3	2	-33%			100%	3	2	-33%	0%
BMW	X2	6	2	-67%			100%	6	2	-67%	0%
CARABELA	111-250	3	1	-67%	3	1	-67%	6	2	-67%	0%
CHRYSLER	200	5	2	-60%			100%	5	2	-60%	0%
CHRYSLER	CORDOBA,MONACO, LE BARON			100%	1	2	100%	1	2	100%	0%
CHRYSLER	D-350, RAM 3500,4000 CAJA CONTENEDOR	4	2	-50%			100%	4	2	-50%	0%
CHRYSLER	PACIFICA		1	100%		1	100%	0	2	100%	0%
CHRYSLER	RAM PASAJEROS		1	100%	2	1	-50%	2	2	0%	0%
CHRYSLER	SHADOW			100%	3	2	-33%	3	2	-33%	0%
CHRYSLER	VERNA			100%	2	2	0%	2	2	0%	0%
DINA	6 X 4 VOLTEO	1		-100%	2	2	0%	3	2	-33%	0%
ESPECIALES	VEHICULOS INDUSTRIALES,AGRICOLAS, CONTRATISTAS	2	2	0%	1		-100%	3	2	-33%	0%
FAMSA	CABINA 6 X 4 3 EJES		1	100%	1	1	0%	1	2	100%	0%
FORD	EXPLORER PICK UP	3	2	-33%			100%	3	2	-33%	0%
FORD	FREESTAR		1	100%		1	100%	0	2	100%	0%
FORD	MONDEO		2	100%			100%	0	2	100%	0%
FORD	THUNDERBIRD	4	2	-50%			100%	4	2	-50%	0%
GENERAL MOTORS	ASTRA	4	1	-75%	7	1	-86%	11	2	-82%	0%
GENERAL MOTORS	C-30,35,36,3500 CAJA SECA	3	1	-67%		1	100%	3	2	-33%	0%
GENERAL MOTORS	EPICA		1	100%		1	100%	0	2	100%	0%
GENERAL MOTORS	MONTANA	1		-100%		2	100%	1	2	100%	0%
GENERAL MOTORS	P-30, P-31, CARGO VANETTE		2	100%	1		-100%	1	2	100%	0%
GENERAL MOTORS	TRAIL BLAZER		1	100%		1	100%	0	2	100%	0%
HARLEY-DAVIDSON	111-250	2	2	0%			100%	2	2	0%	0%
HONDA	1001-2000	1		-100%		2	100%	1	2	100%	0%
HYUNDAI	HYUNDAI		2	100%			100%	0	2	100%	0%
INFINITI	Q50	1	1	0%		1	100%	1	2	100%	0%
INFINITI	Q60			100%		2	100%	0	2	100%	0%
INFINITI	QX80		1	100%		1	100%	0	2	100%	0%
ITALIKA	50-110		1	100%		1	100%	0	2	100%	0%

JAC	HFC	1	2	100%	2		-100%	3	2	-33%	0%
JAC	T6	1	2	100%			100%	1	2	100%	0%
JAC	T8		2	100%			100%	0	2	100%	0%
KURAZAI	111-250	2	1	-50%	4	1	-75%	6	2	-67%	0%
LINCOLN	MKC	1	1	0%		1	100%	1	2	100%	0%
MERCEDES BENZ	AUTOBUS URBANO	2	2	0%			100%	2	2	0%	0%
MERCEDES BENZ	CLASE SLK		1	100%		1	100%	0	2	100%	0%
MERCEDES BENZ	SMART	2	1	-50%		1	100%	2	2	0%	0%
MERCEDES BENZ	SPRINTER CAJA SECA (316,315)		2	100%	1		-100%	1	2	100%	0%
MG	MG5		2	100%			100%	0	2	100%	0%
MITSUBISHI	ECLIPSE	3	2	-33%			100%	3	2	-33%	0%
NISSAN	CABSTAR CAJA SECA ESTANDAR	2	1	-50%	1	1	0%	3	2	-33%	0%
NISSAN	MAXIMA	3	1	-67%	4	1	-75%	7	2	-71%	0%
PEUGEOT	208	4	1	-75%	1	1	0%	5	2	-60%	0%
PEUGEOT	MANAGER CARGO VAN		2	100%			100%	0	2	100%	0%
POLARIS	251-650	1	1	0%		1	100%	1	2	100%	0%
PORSCHE	BOXSTER	1	2	100%			100%	1	2	100%	0%
RENAULT	KANGOO VAN	2	1	-50%	1	1	0%	3	2	-33%	0%
RENAULT	MEGANE	3	2	-33%	3		-100%	6	2	-67%	0%
RENAULT	SCENIC	1	2	100%	1		-100%	2	2	0%	0%
RENAULT	TRAFIC CARGA	1	1	0%		1	100%	1	2	100%	0%
RENAULT	TRAFIC PASAJEROS	1	2	100%	1		-100%	2	2	0%	0%
ROVER	MG		2	100%			100%	0	2	100%	0%
SEAT	ALHAMBRA		2	100%			100%	0	2	100%	0%
SEAT	ALTEA	5	2	-60%			100%	5	2	-60%	0%
SEAT	CORDOBA	2		-100%	4	2	-50%	6	2	-67%	0%
SEMIREMOLQUES	CAJA REFREQUERA		2	100%			100%	0	2	100%	0%
SEMIREMOLQUES	OTRO TIPO DE SEMIRREMOLQUE		1	100%	1	1	0%	1	2	100%	0%
SUBARU	IMPREZA		1	100%	2	1	-50%	2	2	0%	0%
SUZUKI	251-650		2	100%	1		-100%	1	2	100%	0%
SUZUKI	651-1000	3	1	-67%	1	1	0%	4	2	-50%	0%
TORINO	111 250			100%	1	2	100%	1	2	100%	0%
TRIUMPH	651-1000		2	100%			100%	0	2	100%	0%
TVS	111-250	3	2	-33%	3		-100%	6	2	-67%	0%
VOLKSWAGEN	BORA SPORTWAGEN	1	1	0%	3	1	-67%	4	2	-50%	0%
VOLKSWAGEN	DELIVERY		2	100%			100%	0	2	100%	0%
VOLKSWAGEN	EUROVAN PASAJEROS	2	2	0%	2		-100%	4	2	-50%	0%
VOLKSWAGEN	GOLF MODELO 92 Y ANTERIORES	2		-100%	3	2	-33%	5	2	-60%	0%
VOLVO	4 X 2 CAJA SECA		2	100%			100%	0	2	100%	0%
VOLVO	C30	1		-100%		2	100%	1	2	100%	0%
VOLVO	V70		1	100%		1	100%	0	2	100%	0%
ACURA	TL			100%		1	100%	0	1	100%	0%
ACURA	TSX	2		-100%		1	100%	2	1	-50%	0%
ALFA ROMEO	GIULIETTA		1	100%			100%	0	1	100%	0%
ALFA ROMEO	MITO			100%		1	100%	0	1	100%	0%
AUDI	Q8	1	1	0%	1		-100%	2	1	-50%	0%
AUDI	S3	2	1	-50%			100%	2	1	-50%	0%
BMW	SERIE 5 HIBRIDO	1	1	0%			100%	1	1	0%	0%
BMW	SERIE 6		1	100%			100%	0	1	100%	0%
BMW	SERIE 7		1	100%			100%	0	1	100%	0%
BMW	SERIE 8		1	100%			100%	0	1	100%	0%
BMW	SERIE M	1	1	0%			100%	1	1	0%	0%
BUICK	ENVISION	2	1	-50%			100%	2	1	-50%	0%
BUICK	VERANO		1	100%	1		-100%	1	1	0%	0%
CADILLAC	ATS	1	1	0%			100%	1	1	0%	0%
CADILLAC	ESCALADE PICK UP		1	100%			100%	0	1	100%	0%
CADILLAC	SRX	3		-100%	1	1	0%	4	1	-75%	0%
CADILLAC	XT5		1	100%	1		-100%	1	1	0%	0%
CAN AM	1001-2000		1	100%			100%	0	1	100%	0%
CBO	AUTOBUS FORANEO		1	100%			100%	0	1	100%	0%
CF MOTO	111 250		1	100%			100%	0	1	100%	0%
CHRYSLER	4 X 2 CAJA SECA			100%		1	100%	0	1	100%	0%
CHRYSLER	CHALLENGER		1	100%			100%	0	1	100%	0%
CHRYSLER	CHARGER	3	1	-67%	1		-100%	4	1	-75%	0%
CHRYSLER	CIRRUS	1	1	0%	2		-100%	3	1	-67%	0%
CHRYSLER	D-100, H100 PICK UP	1		-100%		1	100%	1	1	0%	0%
CHRYSLER	D-250 PICK UP	2	1	-50%			100%	2	1	-50%	0%
CHRYSLER	D-350, RAM3500,4000 VOLTEO	2	1	-50%			100%	2	1	-50%	0%
CHRYSLER	D-350,RAM 3500,4000 CAJA MUDANCERA	1	1	0%			100%	1	1	0%	0%
CHRYSLER	D-350,RAM 3500,4000 TANQUE	1	1	0%			100%	1	1	0%	0%
CHRYSLER	DART	1		-100%		1	100%	1	1	0%	0%
CHRYSLER	H100 PASAJEROS	2	1	-50%			100%	2	1	-50%	0%
CHRYSLER	INTREPID	2	1	-50%			100%	2	1	-50%	0%
CHRYSLER	JEEP GLADIATOR		1	100%			100%	0	1	100%	0%

CHRYSLER	RAM CHARGER		1	100%			100%	0	1	100%	0%
CHRYSLER	RAM SERVICIO PÚBLICO		1	100%			100%	0	1	100%	0%
CHRYSLER	RAM VAN, H100 VAN		1	100%		2	-100%	2	1	-50%	0%
CHRYSLER	RAM VAN, MAXI VAN			100%		1	0%	1	1	0%	0%
DINA	4 X 2 CAJA REDILAS		1	100%			100%	0	1	100%	0%
DINA	4 X 2 VOLTEO		1	100%			100%	0	1	100%	0%
DINA	D-3000,3200,3130 ESTACAS			100%		1	100%	0	1	100%	0%
DUCATI	651-1000	3		-100%		1	0%	4	1	-75%	0%
FAW	GF250		1	100%			100%	0	1	100%	0%
FIAT	DUCATO CAJA SECA VAN			100%		1	100%	0	1	100%	0%
FIAT	LINEA			100%		1	0%	1	1	0%	0%
FORD	AEROSTAR			100%		1	100%	0	1	100%	0%
FORD	B 100		1	100%			100%	0	1	100%	0%
FORD	CLUB WAGON PASAJEROS			100%		1	100%	0	1	100%	0%
FORD	COURIER PICK UP	2	1	-50%		1	-100%	3	1	-67%	0%
FORD	ECONOLINE SERVICIO PÚBLICO		1	100%			100%	0	1	100%	0%
FORD	FUSION HIBRIDO		1	100%			100%	0	1	100%	0%
FORD	GRAND MARQUIS, MOD. (1999 Y ANT) LTD GALAXIE		1	100%		1	-100%	1	1	0%	0%
FORD	INTERCEPTOR		1	100%			100%	0	1	100%	0%
FOTON	AUMARK 7000	1	1	0%			100%	1	1	0%	0%
FOTON	AUTOBUSES URBANOS		1	100%			100%	0	1	100%	0%
FREIGHTLINER	FL		1	100%			100%	0	1	100%	0%
GENERAL MOTORS	4 X 2 CAJA SECA	4		-100%		1	0%	5	1	-80%	0%
GENERAL MOTORS	AUTOBUS URBANO		1	100%			100%	0	1	100%	0%
GENERAL MOTORS	AVALANCHE	1	1	0%		1	-100%	2	1	-50%	0%
GENERAL MOTORS	C-30,35,36,3500 CAJA CONTENEDOR	1	1	0%			100%	1	1	0%	0%
GENERAL MOTORS	CANYON PICK UP		1	100%			100%	0	1	100%	0%
GENERAL MOTORS	CAVALIER MODELO 94 Y ANTERIORES			100%		1	100%	0	1	100%	0%
GENERAL MOTORS	CORVETTE		1	100%			100%	0	1	100%	0%
GENERAL MOTORS	EXPRESS, WAGON SERVICIO PÚBLICO			100%		1	100%	0	1	100%	0%
GENERAL MOTORS	G5	3		-100%			100%	3	1	-67%	0%
GENERAL MOTORS	GMC	2		-100%		1	0%	3	1	-67%	0%
GENERAL MOTORS	HHR			100%		1	0%	1	1	0%	0%
GENERAL MOTORS	MERIVA	1		-100%		1	100%	1	1	0%	0%
GENERAL MOTORS	SILHOUETTE		1	100%			100%	0	1	100%	0%
GENERAL MOTORS	SONORA	1		-100%		1	100%	1	1	0%	0%
GENERAL MOTORS	TORRENT	1	1	0%			100%	1	1	0%	0%
GENERAL MOTORS	UPLANDER	2		-100%		1	0%	3	1	-67%	0%
GENERAL MOTORS	VENTURE	1		-100%		2	-50%	3	1	-67%	0%
GENERAL MOTORS	ZAFIRA	2	1	-50%			100%	2	1	-50%	0%
GIANT	CAJA SECA		1	100%			100%	0	1	100%	0%
GIANT	PANEL		1	100%		1	-100%	1	1	0%	0%
HARLEY-DAVIDSON	1001-2000	2		-100%		2	-50%	4	1	-75%	0%
HARLEY-DAVIDSON	651-1000	1	1	0%			100%	1	1	0%	0%
HERCULES	111 250			100%		1	100%	0	1	100%	0%
HINO	300 HIBRIDO	1	1	0%			100%	1	1	0%	0%
HINO	500 AUTOBUS			100%		1	100%	0	1	100%	0%
HINO	CAJA REFRIGERADA		1	100%			100%	0	1	100%	0%
HONDA	50-110		1	100%		2	-100%	2	1	-50%	0%
HONDA	CIVIC HIBRIDO	2	1	-50%			100%	2	1	-50%	0%
HUMMER	H2		1	100%			100%	0	1	100%	0%
HUMMER	H3	1		-100%		1	100%	1	1	0%	0%
HUSQVARNA	251-650		1	100%			100%	0	1	100%	0%
HYUNDAI	GENESSIS		1	100%			100%	0	1	100%	0%
HYUNDAI	H500		1	100%			100%	0	1	100%	0%
INFINITI	G37		1	100%			100%	0	1	100%	0%
INFINITI	JX	1	1	0%			100%	1	1	0%	0%
INFINITI	Q70		1	100%			100%	0	1	100%	0%
INFINITI	QX30		1	100%			100%	0	1	100%	0%
INFINITI	QX50	1	1	0%			100%	1	1	0%	0%
INFINITI	QX56		1	100%			100%	0	1	100%	0%
INFINITI	QX60 HIBRIDO		1	100%			100%	0	1	100%	0%
INFINITI	QX70			100%		1	100%	0	1	100%	0%
INTERNATIONAL	AUTOBUS URBANO		1	100%		1	-100%	1	1	0%	0%
ISLO	111-250	10		-100%		18	-94%	28	1	-96%	0%
ISUZU	ELF 300 CLASE 3		1	100%			100%	0	1	100%	0%
ITALIKA	651 1000		1	100%			100%	0	1	100%	0%
IZUKA	111-250		1	100%			100%	0	1	100%	0%
JAC	X200	1	1	0%			100%	1	1	0%	0%
JAGUAR	F TYPE		1	100%		1	-100%	1	1	0%	0%
KAWASAKI	251-650		1	100%			100%	0	1	100%	0%
KENWORTH	6 X 2 CAJA REDILAS		1	100%			100%	0	1	100%	0%
KENWORTH	6 X 2 PLATAFORMA		1	100%			100%	0	1	100%	0%
KTM	50-110		1	100%			100%	0	1	100%	0%

LAND ROVER	LR		1	100%			100%	0	1	100%	0%
LAND ROVER	RANGE ROVER EVOQUE HIBRIDO		1	100%			100%	0	1	100%	0%
LAND ROVER	VELAR		1	100%			100%	0	1	100%	0%
LEGALIZADO	111 250		1	100%			100%	0	1	100%	0%
LEGALIZADO	CAMION	1	1	0%			100%	1	1	0%	0%
LINCOLN	AVIATOR		1	100%			100%	0	1	100%	0%
LINCOLN	MARK VIII		1	100%			100%	0	1	100%	0%
LINCOLN	MKZ	3	1	-67%			100%	3	1	-67%	0%
LINCOLN	NAUTILUS			100%		1	100%	0	1	100%	0%
MACK	MACK		1	100%			100%	0	1	100%	0%
MERCEDES BENZ	CLASE CL		1	100%			100%	0	1	100%	0%
MERCEDES BENZ	CLASE GLK	1	1	0%			100%	1	1	0%	0%
MERCEDES BENZ	CLASE SLC		1	100%			100%	0	1	100%	0%
MERCEDES BENZ	CLASE V		1	100%			100%	0	1	100%	0%
MERCEDES BENZ	SPRINTER CREW 316,416,515		1	100%			100%	0	1	100%	0%
MERCEDES BENZ	VIANO		1	100%			100%	0	1	100%	0%
MERCEDES BENZ	VITO		1	100%			100%	0	1	100%	0%
MERCURY	MARINER		1	100%			100%	0	1	100%	0%
MG	HS		1	100%			100%	0	1	100%	0%
MITSUBISHI	ASX	3	1	-67%		1	-100%	4	1	-75%	0%
MITSUBISHI	ECLIPSE CROSS	1	1	0%			100%	1	1	0%	0%
MITSUBISHI	MONTERO	2	1	-50%			100%	2	1	-50%	0%
MT MOTORS	111-250			100%		1	100%	0	1	100%	0%
NISSAN	370Z		1	100%			100%	0	1	100%	0%
NISSAN	APRIO	3	1	-67%		2	-100%	5	1	-80%	0%
NISSAN	DATSUN			100%		1	100%	0	1	100%	0%
NISSAN	ICHI VAN PASAJEROS			100%		1	100%	0	1	100%	0%
NISSAN	LEAF		1	100%			100%	0	1	100%	0%
NISSAN	QUEST	1	1	0%		1	-100%	2	1	-50%	0%
OTRA	251-650		1	100%			100%	0	1	100%	0%
PETERBILT	TRACTOCAMION		1	100%			100%	0	1	100%	0%
PEUGEOT	307		1	100%		2	-100%	2	1	-50%	0%
PEUGEOT	308		1	100%		1	-100%	1	1	0%	0%
PEUGEOT	407		1	100%			100%	0	1	100%	0%
PEUGEOT	508		1	100%			100%	0	1	100%	0%
PEUGEOT	607		1	100%			100%	0	1	100%	0%
PEUGEOT	LANDTREK		1	100%			100%	0	1	100%	0%
PEUGEOT	MANAGER PASAJEROS	1	1	0%			100%	1	1	0%	0%
PEUGEOT	PARTNER PACK FURGON		1	100%			100%	0	1	100%	0%
POLUX QLINK	111 250			100%		1	100%	0	1	100%	0%
PORSCHE	MACAN		1	100%			100%	0	1	100%	0%
PORSCHE	PANAMERA		1	100%			100%	0	1	100%	0%
QLINK	111-250	2		-100%		1	100%	2	1	-50%	0%
RENAULT	KANGOO CARGA	1	1	0%		2	-100%	3	1	-67%	0%
RENAULT	SAFRANE	1		-100%		1	100%	1	1	0%	0%
RENAULT	SCALA	3	1	-67%		2	-100%	5	1	-80%	0%
SCANIA	6 X 4 REVOLVEDORA		1	100%			100%	0	1	100%	0%
SCANIA	AUTOBUS FORANEO		1	100%			100%	0	1	100%	0%
SEMIRREMOLQUES	PLATAFORMA SEMI BAJA	1	1	0%			100%	1	1	0%	0%
STERLING	6 X 2 CAJA SECA		1	100%			100%	0	1	100%	0%
STERLING	STERLING	2	1	-50%			100%	2	1	-50%	0%
SUBARU	WRX		1	100%			100%	0	1	100%	0%
SUZUKI	1001-2000		1	100%			100%	0	1	100%	0%
SUZUKI	BALENO		1	100%			100%	0	1	100%	0%
TOYOTA	SEQUOIA			100%		1	100%	0	1	100%	0%
TRIUMPH	1001-2000		1	100%			100%	0	1	100%	0%
TURISTA	AUTOBUS		1	100%			100%	0	1	100%	0%
TVS	251-650		1	100%			100%	0	1	100%	0%
VAM	V. A. M.	1		-100%		1	0%	2	1	-50%	0%
VENTO	251-650		1	100%			100%	0	1	100%	0%
VOLKSWAGEN	4 X 2 CAJA REDILAS		1	100%			100%	0	1	100%	0%
VOLKSWAGEN	COMBI PANEL			100%		2	-50%	2	1	-50%	0%
VOLKSWAGEN	CRAFTER MICROBUS			100%		1	0%	1	1	0%	0%
VOLKSWAGEN	CROSSGOLF	1	1	0%			100%	1	1	0%	0%
VOLKSWAGEN	DELIVERY CLASE 3		1	100%			100%	0	1	100%	0%
VOLKSWAGEN	DERBY VAN	1		-100%		1	100%	1	1	0%	0%
VOLKSWAGEN	LUPO		1	100%			100%	0	1	100%	0%
VOLKSWAGEN	MICROBUS		1	100%			100%	0	1	100%	0%
VOLKSWAGEN	POINTER PICK UP		1	100%		1	-100%	1	1	0%	0%
VOLKSWAGEN	ROUTAN			100%		1	100%	0	1	100%	0%
VOLKSWAGEN	SPORTVAN	1		-100%		1	100%	1	1	0%	0%
VOLKSWAGEN	TOUAREG	7	1	-86%			100%	7	1	-86%	0%
VOLVO	6 X 2 CAJA SECA		1	100%			100%	0	1	100%	0%
VOLVO	S60	1	1	0%		1	-100%	2	1	-50%	0%
VOLVO	V40	2	1	-50%			100%	2	1	-50%	0%

ZHEJANG TAIZHOU VENTO	111 250		1	100%			100%	0	1	100%	0%
ACURA	RLX		1	-100%			100%	1	0	-100%	0%
ACURA	TLX		2	-100%			100%	2	0	-100%	0%
ALESSIA CARABELA	111 250		1	-100%	1		-100%	2	0	-100%	0%
AUDI	A8		1	-100%			100%	1	0	-100%	0%
AUDI	R8		1	-100%			100%	1	0	-100%	0%
AUDI	RS7		1	-100%			100%	1	0	-100%	0%
AUDI	S4		1	-100%			100%	1	0	-100%	0%
AUDI	S6			100%	1		-100%	1	0	-100%	0%
BAIC	D20			100%	1		-100%	1	0	-100%	0%
BAIC	X25		2	-100%			100%	2	0	-100%	0%
BMW	SERIE 3 HIBRIDO		1	-100%	1		-100%	2	0	-100%	0%
BMW	SERIE Z			100%	1		-100%	1	0	-100%	0%
BUICK	ENCLAVE		4	-100%	1		-100%	5	0	-100%	0%
BUICK	LACROSSE		2	-100%			100%	2	0	-100%	0%
BUICK	REGAL		1	-100%			100%	1	0	-100%	0%
CADILLAC	BLS		1	-100%			100%	1	0	-100%	0%
CADILLAC	SEVILLE		1	-100%			100%	1	0	-100%	0%
CADILLAC	STS Y CTS			100%	1		-100%	1	0	-100%	0%
CAN AM	111-250		2	-100%			100%	2	0	-100%	0%
CAN AM	251-650		1	-100%			100%	1	0	-100%	0%
CAN AM	651-1000		2	-100%			100%	2	0	-100%	0%
CARABELA E ISLO ITALIKA											
MB MOTOS	111 250			100%	1		-100%	1	0	-100%	0%
CBO	1000-1500		1	-100%			100%	1	0	-100%	0%
CHRYSLER	AVENGER		5	-100%	2		-100%	7	0	-100%	0%
CHRYSLER	H300		1	-100%			100%	1	0	-100%	0%
CHRYSLER	JEEP COMMANDER		1	-100%			100%	1	0	-100%	0%
CHRYSLER	JEEP GLADIADOR			100%	1		-100%	1	0	-100%	0%
CHRYSLER	JEEP J-364			100%	1		-100%	1	0	-100%	0%
CHRYSLER	NITRO		3	-100%	1		-100%	4	0	-100%	0%
CHRYSLER	RAM MEGA PICK UP		1	-100%			100%	1	0	-100%	0%
CHRYSLER	RAM QUAD CAB PICK UP CREW CAB			100%	1		-100%	1	0	-100%	0%
CHRYSLER	VOLARE, SUPER BEE, STEALTH			100%	1		-100%	1	0	-100%	0%
DINA	4 X 2 PLATAFORMA			100%	2		-100%	2	0	-100%	0%
DINA	6 X 2 CAJA SECA		1	-100%			100%	1	0	-100%	0%
DINAMO	111-250			100%	1		-100%	1	0	-100%	0%
FERRARI	F355		1	-100%			100%	1	0	-100%	0%
FERRARI	MODENA		1	-100%			100%	1	0	-100%	0%
FIAT	ALBEA		1	-100%			100%	1	0	-100%	0%
FIAT	PALIO ADVENTURE		1	-100%			100%	1	0	-100%	0%
FIAT	PICK-UP STRADA ADVENTURE		1	-100%			100%	1	0	-100%	0%
FORD	F-350,450,550 TANQUE			100%	1		-100%	1	0	-100%	0%
FORD	GHIA			100%	1		-100%	1	0	-100%	0%
FORD	TAURUS		1	-100%			100%	1	0	-100%	0%
FREIGHTLINER	AUTOBUS URBANO		1	-100%			100%	1	0	-100%	0%
FRONTERIZOS	COMERCIALES		1	-100%	1		-100%	2	0	-100%	0%
GENERAL MOTORS	AZTEK			100%	1		-100%	1	0	-100%	0%
GENERAL MOTORS	C-30,C-35,C-36,C-3500, PLATAFORMA		1	-100%			100%	1	0	-100%	0%
GENERAL MOTORS	CUTLASS			100%	1		-100%	1	0	-100%	0%
GENERAL MOTORS	G3		1	-100%	3		-100%	4	0	-100%	0%
GENERAL MOTORS	G6		1	-100%	1		-100%	2	0	-100%	0%
GENERAL MOTORS	LUMINA			100%	1		-100%	1	0	-100%	0%
GENERAL MOTORS	MICROBUS		1	-100%			100%	1	0	-100%	0%
GENERAL MOTORS	SUNFIRE			100%	1		-100%	1	0	-100%	0%
HONDA	ELEMENT		1	-100%			100%	1	0	-100%	0%
HONDA	INSIGHT		1	-100%			100%	1	0	-100%	0%
HUSQVARNA	111-250		1	-100%			100%	1	0	-100%	0%
HYUNDAI	H300		2	-100%	1		-100%	3	0	-100%	0%
INDIAN	1001 2000		1	-100%			100%	1	0	-100%	0%
INFINITI	FX50		1	-100%			100%	1	0	-100%	0%
INTERNATIONAL	4 X 2 VOLTEO		1	-100%			100%	1	0	-100%	0%
INTERNATIONAL	6 X 2 VOLTEO		1	-100%			100%	1	0	-100%	0%
INTERNATIONAL	CITYSTAR		1	-100%			100%	1	0	-100%	0%
IRON CLAN MOTORS	111 250		7	-100%	3		-100%	10	0	-100%	0%
ISUZU	4 X 2 CAJA SECA		1	-100%			100%	1	0	-100%	0%
JAC	J4		1	-100%			100%	1	0	-100%	0%
JAGUAR	XF		1	-100%			100%	1	0	-100%	0%
JIA YUAN	CITY SPIRIT ELECTRICO		1	-100%			100%	1	0	-100%	0%
KAZUKI	111 250		1	-100%			100%	1	0	-100%	0%
LAND ROVER	DISCOVERY		1	-100%			100%	1	0	-100%	0%
LINCOLN	LS		1	-100%			100%	1	0	-100%	0%
LINCOLN	MARK LT PICK UP		2	-100%			100%	2	0	-100%	0%
LINCOLN	MKS			100%	1		-100%	1	0	-100%	0%

MERCEDES BENZ	CLASE CLS			100%	1		-100%	1	0	-100%	0%
MERCEDES BENZ	CLASE G	1		-100%			100%	1	0	-100%	0%
MERCEDES BENZ	CLASE GL	1		-100%			100%	1	0	-100%	0%
MERCEDES BENZ	CLASE GLS			100%	1		-100%	1	0	-100%	0%
MERCEDES BENZ	SPRINTER CAJA SECA (416,415)	1		-100%	1		-100%	2	0	-100%	0%
MERCEDES BENZ	SPRINTER SERVICIO PÚBLICO	1		-100%			100%	1	0	-100%	0%
MERCURY	MILAN			100%		1	-100%	1	0	-100%	0%
MITSUBISHI	GRANDIS			100%		1	-100%	1	0	-100%	0%
NISSAN	CABSTAR CAJA SECA EXTENDIDO	1		-100%			100%	1	0	-100%	0%
NISSAN	LUCINO	2		-100%		4	-100%	6	0	-100%	0%
NISSAN	MICRA	1		-100%			100%	1	0	-100%	0%
NISSAN	NV 2500	1		-100%			100%	1	0	-100%	0%
OTRA	111-250	1		-100%		1	-100%	2	0	-100%	0%
PEUGEOT	2008	1		-100%			100%	1	0	-100%	0%
PEUGEOT	PARTNER FURGON P/LATERAL	2		-100%			100%	2	0	-100%	0%
PIAGGIO	PICK-UP			100%		1	-100%	1	0	-100%	0%
POLARIS	111-250	1		-100%			100%	1	0	-100%	0%
PORSCHE	911	1		-100%			100%	1	0	-100%	0%
RENAULT	TRAFFIC PANEL			100%		1	-100%	1	0	-100%	0%
SEAT	CUPRA	1		-100%			100%	1	0	-100%	0%
SEMIRREMOLQUES	JAUULA GANADERA RETRACTIL			100%		1	-100%	1	0	-100%	0%
SUBARU	B9 TRIBECA	2		-100%			100%	2	0	-100%	0%
SUBARU	OUTBACK	1		-100%			100%	1	0	-100%	0%
SUBARU	XV	1		-100%			100%	1	0	-100%	0%
SUNDIRO	111-250	1		-100%			100%	1	0	-100%	0%
SUZUKI	50-110			100%		1	-100%	1	0	-100%	0%
TANK	111-250			100%		1	-100%	1	0	-100%	0%
TOYOTA	4 RUNNER	2		-100%			100%	2	0	-100%	0%
TOYOTA	COROLLA HIBRIDO	1		-100%			100%	1	0	-100%	0%
TURISTAS	CAMIONES	2		-100%			100%	2	0	-100%	0%
VOLKSWAGEN	CARIBE, BRASILIA, SAFARI	1		-100%		1	-100%	2	0	-100%	0%
VOLKSWAGEN	CC	1		-100%			100%	1	0	-100%	0%
VOLKSWAGEN	GOLF MODELO 92 AL 99	1		-100%		2	-100%	3	0	-100%	0%
VOLVO	S80	1		-100%			100%	1	0	-100%	0%
VOLVO	XC90	2		-100%			100%	2	0	-100%	0%
ZACUA	M2			100%		1	-100%	1	0	-100%	0%
TOTAL GENERAL		13637	12740	-7%	6108	5830	-5%	19745	18570	-6%	100%

PORCENTAJE DE PARTICIPACIÓN POR TIPO DE ROBO Y POR AÑO.

69% **69%** **31%** **31%**

OFICINA COORDINADORA DE RIESGOS ASEGURADOS (OCRA)

VEHÍCULOS ROBADOS AL SECTOR ASEGURADOR A: NIVEL NACIONAL, DURANTE EL PERIODO 01/01/2021-31/12/2021 Y SU COMPORTAMIENTO DURANTE EL MISMO PERIODO DE 2020, ORDENADO POR LOS TIPOS MÁS ROBADOS DURANTE 2021.

MARCA	TIPO	TOTAL NACIONAL									
		CON VIOLENCIA			ESTACIONADO			TOTAL			% DEL TOT.
		2020	2021	% DE INCR.	2020	2021	% DE INCR.	2020	2021	% DE INCR.	
NISSAN	VERSA	1810	1320	-27%	1873	1951	4%	3683	3271	-11%	5%
NISSAN	NP300	1689	1470	-13%	1087	1090	0%	2776	2560	-8%	4%
GENERAL MOTORS	AVEO	1448	1275	-12%	994	779	-22%	2442	2054	-16%	3%
GENERAL MOTORS	BEAT	819	823	0%	849	1038	22%	1668	1861	12%	3%
HONDA	CRV	807	719	-11%	494	967	96%	1301	1686	30%	3%
NISSAN	TSURU	431	333	-23%	1951	1305	-33%	2382	1638	-31%	3%
VOLKSWAGEN	VENTO	1499	1070	-29%	388	337	-13%	1887	1407	-25%	2%
KENWORTH	KENWORTH	983	882	-10%	563	431	-23%	1546	1313	-15%	2%
NISSAN	MARCH	663	564	-15%	640	700	9%	1303	1264	-3%	2%
NISSAN	SENTRA	555	435	-22%	878	748	-15%	1433	1183	-17%	2%
HONDA	111-250	521	461	-12%	407	506	24%	928	967	4%	2%
VOLKSWAGEN	JETTA Y CLASICO	896	564	-37%	294	217	-26%	1190	781	-34%	1%
YAMAHA	111-250	410	381	-7%	435	387	-11%	845	768	-9%	1%
FREIGHTLINER	FREIGHTLINER	612	559	-9%	287	196	-32%	899	755	-16%	1%
NISSAN	PICK-UP CORTO,LARGO,DOBLE,KING	332	215	-35%	681	500	-27%	1013	715	-29%	1%
HONDA	HR-V	339	336	-1%	195	367	88%	534	703	32%	1%
TOYOTA	HILUX PICK UP	552	573	4%	92	110	20%	644	683	6%	1%
NISSAN	ESTACAS CORTO,LARGO, CHASIS,	384	234	-39%	458	418	-9%	842	652	-23%	1%
ITALIKA	111-250	561	228	-59%	1200	390	-68%	1761	618	-65%	1%
FORD	F-350,F450,F550, ESTACAS,CHASIS CAB	524	429	-18%	243	188	-23%	767	617	-20%	1%
HONDA	CIVIC	274	236	-14%	267	366	37%	541	602	11%	1%
VOLKSWAGEN	NUEVO JETTA	465	409	-12%	134	164	22%	599	573	-4%	1%
MAZDA	3	463	440	-5%	139	126	-9%	602	566	-6%	1%
KIA	RIO	464	421	-9%	93	140	51%	557	561	1%	1%
GENERAL MOTORS	SPARK	411	328	-20%	254	218	-14%	665	546	-18%	1%
NISSAN	FRONTIER PICK UP	345	285	-17%	249	216	-13%	594	501	-16%	1%
SEMIRREMOLQUES	CAJA SECA	448	406	-9%	131	95	-27%	579	501	-13%	1%
KIA	SPORTAGE	455	429	-6%	64	68	6%	519	497	-4%	1%
NISSAN	XTRAIL	399	344	-14%	128	134	5%	527	478	-9%	1%
INTERNATIONAL	INTERNATIONAL	375	320	-15%	179	144	-20%	554	464	-16%	1%
GENERAL MOTORS	SILVERADO PICK UP (C- 2500)	239	250	5%	166	193	16%	405	443	9%	1%
MAZDA	CX5	462	362	-22%	71	69	-3%	533	431	-19%	1%
TOYOTA	COROLLA	255	263	3%	130	164	26%	385	427	11%	1%
SEMIRREMOLQUES	REMOLQUES	273	301	10%	106	125	18%	379	426	12%	1%
TOYOTA	TACOMA PICK UP	413	324	-22%	59	95	61%	472	419	-11%	1%
SEAT	IBIZA	481	323	-33%	93	80	-14%	574	403	-30%	1%
VOLKSWAGEN	GOL	399	277	-31%	140	107	-24%	539	384	-29%	1%
GENERAL MOTORS	SONIC	375	257	-31%	118	118	0%	493	375	-24%	1%
HONDA	CITY	248	192	-23%	109	178	63%	357	370	4%	1%
YAMAHA	50-110	57	130	128%	119	235	97%	176	365	107%	1%
NISSAN	KICKS	320	268	-16%	77	94	22%	397	362	-9%	1%
CHRYSLER	ATTITUDE	301	240	-20%	143	121	-15%	444	361	-19%	1%
TOYOTA	RAV4	306	286	-7%	71	64	-10%	377	350	-7%	1%
FORD	FIGO	292	253	-13%	98	91	-7%	390	344	-12%	1%
SEMIRREMOLQUES	DOLLY	259	225	-13%	163	116	-29%	422	341	-19%	1%
MAZDA	CX-3	272	290	7%	51	45	-12%	323	335	4%	1%
VOLKSWAGEN	TIGUAN	249	262	5%	51	57	12%	300	319	6%	1%
KIA	FORTE	218	246	13%	74	68	-8%	292	314	8%	1%
TOYOTA	YARIS	262	204	-22%	125	108	-14%	387	312	-19%	1%
FORD	RANGER PICK UP	208	239	15%	79	71	-10%	287	310	8%	1%
MITSUBISHI	L200 PICK UP DOBLE CABINA	196	225	15%	57	79	39%	253	304	20%	0%
NISSAN	URVAN PASAJEROS	160	171	7%	149	129	-13%	309	300	-3%	0%
BAJAJ	111-250	160	109	-32%	174	189	9%	334	298	-11%	0%
GENERAL MOTORS	TRAX	274	215	-22%	74	70	-5%	348	285	-18%	0%
NISSAN	TIIDA	207	160	-23%	187	123	-34%	394	283	-28%	0%
HYUNDAI	GRAND I10	206	200	-3%	63	59	-6%	269	259	-4%	0%
SEMIRREMOLQUES	PLATAFORMA ALTA	196	195	-1%	65	60	-8%	261	255	-2%	0%
FORD	LOBO, KING RANCH PICK UP	262	211	-19%	59	39	-34%	321	250	-22%	0%
CHRYSLER	JEEP WRANGLER	194	202	4%	59	45	-24%	253	247	-2%	0%
HYUNDAI	TUCSON	190	210	11%	27	34	26%	217	244	12%	0%
ARMADO	CAMION	116	132	14%	91	105	15%	207	237	14%	0%

TOYOTA	HIACE	163	164	1%	85	61	-28%	248	225	-9%	0%
GENERAL MOTORS	CHEVY	49	28	-43%	252	194	-23%	301	222	-26%	0%
TOYOTA	AVANZA	222	171	-23%	61	47	-23%	283	218	-23%	0%
MERCEDES BENZ Y											
FREIGHLINER	4 X 2 CAJA SECA	141	120	-15%	127	93	-27%	268	213	-21%	0%
GENERAL MOTORS	SIERRA PICK UP	136	160	18%	44	52	18%	180	212	18%	0%
GENERAL MOTORS	CHEYENNE,CHEYENNE SS PICK UP	106	142	34%	74	68	-8%	180	210	17%	0%
CHRYSLER	RAM 1500	145	149	3%	82	56	-32%	227	205	-10%	0%
FORD	F-100, F-150 PICK UP	230	150	-35%	97	55	-43%	327	205	-37%	0%
HYUNDAI	CRETA	162	188	16%	24	17	-29%	186	205	10%	0%
HONDA	ACCORD	112	73	-35%	88	129	47%	200	202	1%	0%
FORD	FIESTA	162	112	-31%	76	87	14%	238	199	-16%	0%
SEMIRREMOLQUES	CAJA REDILAS	167	105	-37%	160	90	-44%	327	195	-40%	0%
SEMIRREMOLQUES	TANQUE	159	109	-31%	126	85	-33%	285	194	-32%	0%
VOLKSWAGEN	POLO	180	152	-16%	41	41	0%	221	193	-13%	0%
CHRYSLER	RAM 2500	120	118	-2%	73	58	-21%	193	176	-9%	0%
CHRYSLER	D-350, RAM 3500,4000 CAJA SECA	113	124	10%	33	37	12%	146	161	10%	0%
GENERAL MOTORS	ONIX	32	127	297%	6	33	450%	38	160	321%	0%
GENERAL MOTORS	C-15,1500 PICK UP	69	50	-28%	150	105	-30%	219	155	-29%	0%
HYUNDAI	ACCENT	135	120	-11%	34	33	-3%	169	153	-9%	0%
VOLKSWAGEN	GOLF	137	103	-25%	79	45	-43%	216	148	-31%	0%
GENERAL MOTORS	CAVALIER	130	100	-23%	47	46	-2%	177	146	-18%	0%
SUZUKI	SWIFT	121	104	-14%	39	41	5%	160	145	-9%	0%
FORD	ESCAPE	104	97	-7%	48	46	-4%	152	143	-6%	0%
KIA	SOUL	123	115	-7%	29	25	-14%	152	140	-8%	0%
FORD	FOCUS	87	74	-15%	58	65	12%	145	139	-4%	0%
RENAULT	DUSTER	125	97	-22%	64	40	-38%	189	137	-28%	0%
SEAT	LEON	142	114	-20%	21	22	5%	163	136	-17%	0%
KIA	SORENTO	122	119	-2%	32	15	-53%	154	134	-13%	0%
VOLVO	VOLVO	90	85	-6%	60	47	-22%	150	132	-12%	0%
CHRYSLER	JEEP GRAND CHEROKEE	123	99	-20%	53	32	-40%	176	131	-26%	0%
FRONTERIZOS	COMERCIALES	30	25	-17%	101	106	5%	131	131	0%	0%
VOLKSWAGEN	SAVEIRO	99	90	-9%	35	41	17%	134	131	-2%	0%
GENERAL MOTORS	CRUZE	121	77	-36%	55	53	-4%	176	130	-26%	0%
VOLKSWAGEN	AMAROK	119	121	2%	18	9	-50%	137	130	-5%	0%
CHRYSLER	JOURNEY	102	78	-24%	43	50	16%	145	128	-12%	0%
KIA	SELTO	37	110	197%	4	18	350%	41	128	212%	0%
AUDI	A3	111	99	-11%	34	27	-21%	145	126	-13%	0%
HONDA	ODYSSEY	54	41	-24%	45	85	89%	99	126	27%	0%
VENTO	111-250	29	56	93%	34	70	106%	63	126	100%	0%
GENERAL MOTORS	SILVERADO PICK UP (C- 3500)	169	92	-46%	50	33	-34%	219	125	-43%	0%
HONDA	FIT	86	75	-13%	40	50	25%	126	125	-1%	0%
SAAB	9-3'	36	98	172%	12	24	100%	48	122	154%	0%
SEMIRREMOLQUES	CAJA REFRIGERADA	95	95	0%	22	23	5%	117	118	1%	0%
FORD	EXPLORER	90	66	-27%	52	51	-2%	142	117	-18%	0%
VOLKSWAGEN	PASSAT	74	80	8%	42	32	-24%	116	112	-3%	0%
BMW	COOPER	114	83	-27%	27	22	-19%	141	105	-26%	0%
MERCEDES BENZ	CLASE C	82	81	-1%	32	24	-25%	114	105	-8%	0%
TOYOTA	HIGHLANDER	96	81	-16%	16	22	38%	112	103	-8%	0%
CHRYSLER	VOYAGER	31	26	-16%	96	76	-21%	127	102	-20%	0%
BMW	SERIE 3	112	65	-42%	29	36	24%	141	101	-28%	0%
CHRYSLER	RAM 700 PICK UP	63	69	10%	25	32	28%	88	101	15%	0%
GENERAL MOTORS	TAHOE	45	56	24%	36	45	25%	81	101	25%	0%
GENERAL MOTORS	EQUINOX	59	60	2%	49	40	-18%	108	100	-7%	0%
MERCEDES BENZ Y											
FREIGHLINER	6 X 2 CAJA SECA	75	62	-17%	38	38	0%	113	100	-12%	0%
SUZUKI	111-250	45	31	-31%	62	69	11%	107	100	-7%	0%
FORD	F 150	1	57	5600%		42	100%	1	99	9800%	0%
BAJAJ	251-650	27	43	59%	29	55	90%	56	98	75%	0%
GENERAL MOTORS	CHEVELLE, NOVA, CAPRICE, OPEL		58	100%		40	100%	0	98	100%	0%
KENWORTH	6 X 2 CAJA SECA	71	63	-11%	65	35	-46%	136	98	-28%	0%
GENERAL MOTORS	SUBURBAN, CARRY ALL	36	44	22%	47	53	13%	83	97	17%	0%
VOLKSWAGEN	JETTA MODELO 92 AL 99	43	37	-14%	43	59	37%	86	96	12%	0%
GENERAL MOTORS	S-10 PICK UP	72	59	-18%	38	36	-5%	110	95	-14%	0%
HINO	300	87	84	-3%	23	11	-52%	110	95	-14%	0%
OTROS	OTROS	31	42	35%	44	52	18%	75	94	25%	0%
GENERAL MOTORS	COLORADO PICK UP	52	74	42%	22	18	-18%	74	92	24%	0%
HONDA	PILOT	46	36	-22%	34	56	65%	80	92	15%	0%
INTERNATIONAL	CHASIS CABINA 6X4	94	54	-43%	58	38	-34%	152	92	-39%	0%
MITSUBISHI	MIRAGE	45	60	33%	25	32	28%	70	92	31%	0%
MAZDA	2	61	63	3%	24	28	17%	85	91	7%	0%
TOYOTA	CAMRY	71	63	-11%	35	27	-23%	106	90	-15%	0%
TOYOTA	SIENNA	78	67	-14%	29	23	-21%	107	90	-16%	0%
AUDI	Q5	70	72	3%	14	16	14%	84	88	5%	0%
NISSAN	ICHI-VAN PANEL, URVAN PANEL	34	57	68%	42	31	-26%	76	88	16%	0%

BMW	251-650	45	36	-20%	61	51	-16%	106	87	-18%	0%
GENERAL MOTORS	CHEVY C2	15	18	20%	57	68	19%	72	86	19%	0%
GENERAL MOTORS	TORNADO,CHEVY PICK UP	70	45	-36%	36	40	11%	106	85	-20%	0%
KTM	111-250	38	48	26%	47	37	-21%	85	85	0%	0%
NISSAN	ALTIMA	54	42	-22%	47	42	-11%	101	84	-17%	0%
SEMIRREMOLQUES	PORTACONTENEDOR	54	66	22%	16	18	13%	70	84	20%	0%
HYUNDAI	ELANTRA	68	46	-32%	28	37	32%	96	83	-14%	0%
FRONTERIZOS	AUTOMOVILES	34	14	-59%	98	68	-31%	132	82	-38%	0%
VOLKSWAGEN	SEDAN	18	5	-72%	115	77	-33%	133	82	-38%	0%
SEMIRREMOLQUES	PLATAFORMA BAJA	55	51	-7%	26	30	15%	81	81	0%	0%
MAZDA	CX 30	41	77	88%	5	3	-40%	46	80	74%	0%
SUZUKI	VITARA	92	61	-34%	13	18	38%	105	79	-25%	0%
FORD	F-350,450,550 CAJA CONTENEDOR	64	54	-16%	12	24	100%	76	78	3%	0%
FORD	ECOSPORT	74	52	-30%	34	25	-26%	108	77	-29%	0%
AUDI	A4	69	52	-25%	16	24	50%	85	76	-11%	0%
FORD	F-200, B-200, F- 250 PICK UP	52	56	8%	28	20	-29%	80	76	-5%	0%
SEAT	TOLEDO	113	60	-47%	20	16	-20%	133	76	-43%	0%
VOLKSWAGEN	BORA	68	47	-31%	41	29	-29%	109	76	-30%	0%
FORD	F-350,450,550 CAJA SECA	77	53	-31%	25	22	-12%	102	75	-26%	0%
GENERAL MOTORS	TRACKER	5	50	900%	21	25	19%	26	75	188%	0%
CHRYSLER	JEEP CHEROKEE	50	44	-12%	26	29	12%	76	73	-4%	0%
GENERAL MOTORS	CAPTIVA	42	45	7%	15	28	87%	57	73	28%	0%
VOLKSWAGEN	BETLE	77	53	-31%	36	20	-44%	113	73	-35%	0%
ACURA	RDX	27	32	19%	19	40	111%	46	72	57%	0%
RENAULT	KWID	29	43	48%	6	29	383%	35	72	106%	0%
MAZDA	CX9	57	55	-4%	22	16	-27%	79	71	-10%	0%
VOLKSWAGEN	VIRTUS	41	52	27%	8	19	138%	49	71	45%	0%
TOYOTA	PRIUS	52	47	-10%	23	22	-4%	75	69	-8%	0%
GENERAL MOTORS	BLAZER	10	26	160%	38	42	11%	48	68	42%	0%
GENERAL MOTORS	EXPRESS VAN PASAJEROS	13	22	69%	49	44	-10%	62	66	6%	0%
MERCEDES BENZ	CLASE GLC	61	57	-7%	14	9	-36%	75	66	-12%	0%
CHRYSLER	JEEP PATRIOT	43	36	-16%	29	29	0%	72	65	-10%	0%
CHRYSLER	GRAND CARAVAN	21	25	19%	26	39	50%	47	64	36%	0%
ISUZU	ELF 300 CLASE 2	75	46	-39%	26	18	-31%	101	64	-37%	0%
HINO	CAJA SECA	56	54	-4%	17	9	-47%	73	63	-14%	0%
KENWORTH	4 X 2 CAJA SECA	36	37	3%	12	25	108%	48	62	29%	0%
MAZDA	CX7	37	40	8%	21	22	5%	58	62	7%	0%
RENAULT	LOGAN	70	40	-43%	27	22	-19%	97	62	-36%	0%
BMW	X5	44	51	16%	8	10	25%	52	61	17%	0%
NISSAN	V DRIVE	3	25	733%	2	36	1700%	5	61	1120%	0%
BMW	SERIE 1	64	45	-30%	20	15	-25%	84	60	-29%	0%
CHRYSLER	JEEP COMPASS	55	44	-20%	23	15	-35%	78	59	-24%	0%
HONDA	BRV	53	49	-8%	6	10	67%	59	59	0%	0%
MAZDA	6	49	36	-27%	26	23	-12%	75	59	-21%	0%
FORD	RANGER CAJA SECA	57	41	-28%	9	17	89%	66	58	-12%	0%
MITSUBISHI	OUTLANDER	29	43	48%	11	14	27%	40	57	43%	0%
SUZUKI	ERTIGA	32	41	28%	6	15	150%	38	56	47%	0%
CHRYSLER	RAM PICK UP	33	43	30%	17	12	-29%	50	55	10%	0%
LEGALIZADO	AUTOMOVILES	7	15	114%	22	40	82%	29	55	90%	0%
RENAULT	KOLEOS	56	39	-30%	14	16	14%	70	55	-21%	0%
FORD	MUSTANG	38	36	-5%	15	18	20%	53	54	2%	0%
FORD	TRANSIT PASAJEROS	38	36	-5%	11	17	55%	49	53	8%	0%
RENAULT	STEPWAY	30	38	27%	18	15	-17%	48	53	10%	0%
AUDI	Q3	30	40	33%	6	12	100%	36	52	44%	0%
GENERAL MOTORS	MATIZ	24	12	-50%	46	40	-13%	70	52	-26%	0%
FIAT	UNO	36	32	-11%	23	19	-17%	59	51	-14%	0%
GENERAL MOTORS	MALIBU	18	19	6%	38	32	-16%	56	51	-9%	0%
KTM	251-650	24	20	-17%	27	30	11%	51	50	-2%	0%
GENERAL MOTORS	YUKON	17	28	65%	11	21	91%	28	49	75%	0%
ISUZU	ELF 400	51	37	-27%	21	12	-43%	72	49	-32%	0%
VOLKSWAGEN	TAOS		32	100%		17	100%	0	49	100%	0%
TOYOTA	HIACE PANEL	38	38	0%	5	10	100%	43	48	12%	0%
BMW	X3	52	40	-23%	7	7	0%	59	47	-20%	0%
MERCEDES BENZ	CLASE CLA	43	35	-19%	5	11	120%	48	46	-4%	0%
VOLKSWAGEN	POINTER	17	14	-18%	43	32	-26%	60	46	-23%	0%
ARMADO	TRACTOCAMION	31	27	-13%	18	18	0%	49	45	-8%	0%
SEMIRREMOLQUES	JAUJA GANADERA	63	37	-41%	32	8	-75%	95	45	-53%	0%
CHRYSLER	RAM PROMASTER	27	28	4%	9	16	78%	36	44	22%	0%
MERCEDES BENZ	CLASE GLE	42	40	-5%	5	4	-20%	47	44	-6%	0%
MERCEDES BENZ	SPRINTER PASAJEROS	43	33	-23%	7	11	57%	50	44	-12%	0%
PEUGEOT	PARTNER FURGON	24	30	25%	10	13	30%	34	43	26%	0%
YAMAHA	251-650	24	16	-33%	21	27	29%	45	43	-4%	0%
CHRYSLER	DURANGO	19	29	53%	12	13	8%	31	42	35%	0%
CHRYSLER	JEEP LIBERTY	28	22	-21%	22	20	-9%	50	42	-16%	0%
FORD	FUSION	38	26	-32%	17	16	-6%	55	42	-24%	0%

INTERNATIONAL	4 X 2 CAJA SECA	30	26	-13%	22	16	-27%	52	42	-19%	0%
PEUGEOT	301	28	26	-7%	14	16	14%	42	42	0%	0%
FIAT	MOBI	29	29	0%	11	12	9%	40	41	3%	0%
MAZDA	MX5	27	18	-33%	22	23	5%	49	41	-16%	0%
RENAULT	OROCH	28	31	11%	8	10	25%	36	41	14%	0%
SEAT	ARONA	35	35	0%	7	6	-14%	42	41	-2%	0%
CHRYSLER	TOWN & COUNTRY	19	16	-16%	31	24	-23%	50	40	-20%	0%
ACURA	MDX	17	19	12%	15	20	33%	32	39	22%	0%
CADILLAC	ESCALADE	11	34	209%	6	5	-17%	17	39	129%	0%
FORD	EDGE	34	30	-12%	17	9	-47%	51	39	-24%	0%
ISUZU	ELF 500	47	34	-28%	7	5	-29%	54	39	-28%	0%
CHRYSLER	JEEP GLADIATOR		33	100%		5	100%	0	38	100%	0%
POLARIS	651-1000	22	31	41%	5	6	20%	27	37	37%	0%
SUZUKI	IGNIS	35	31	-11%	12	6	-50%	47	37	-21%	0%
AUDI	A1	58	28	-52%	18	8	-56%	76	36	-53%	0%
GENERAL MOTORS	ACADIA	35	26	-26%	15	10	-33%	50	36	-28%	0%
GENERAL MOTORS	TERRAIN	45	28	-38%	13	8	-38%	58	36	-38%	0%
RENAULT	CAPTUR	24	31	29%	12	5	-58%	36	36	0%	0%
VOLKSWAGEN	GOLF GTI	20	27	35%	11	9	-18%	31	36	16%	0%
VOLKSWAGEN	TRANSPORTER	38	30	-21%	7	6	-14%	45	36	-20%	0%
HYUNDAI	SONATA	13	16	23%	13	19	46%	26	35	35%	0%
MITSUBISHI	LANCER	22	19	-14%	14	16	14%	36	35	-3%	0%
CHRYSLER	NEON	20	17	-15%	29	17	-41%	49	34	-31%	0%
ISUZU	ELF 100 CLASE 2	29	26	-10%	3	8	167%	32	34	6%	0%
NISSAN	PATHFINDER	27	19	-30%	13	15	15%	40	34	-15%	0%
TURISTA	MOTOCICLETAS	24	16	-33%	18	18	0%	42	34	-19%	0%
TOYOTA	TUNDRA PICK UP	24	29	21%	6	4	-33%	30	33	10%	0%
VOLKSWAGEN	JETTA MODELO 92 Y ANTERIORES	41	21	-49%	16	12	-25%	57	33	-42%	0%
GENERAL MOTORS	TRAVERSE	22	28	27%	8	4	-50%	30	32	7%	0%
SEMIRREMOLQUES	VOLTEO	23	26	13%	6	6	0%	29	32	10%	0%
BMW	651-1000	17	19	12%	10	12	20%	27	31	15%	0%
FORD	4 X 2 CAJA REDILAS	23	19	-17%	14	12	-14%	37	31	-16%	0%
FORD	IKON	13	13	0%	15	18	20%	28	31	11%	0%
FREIGHTLINER	M2		29	100%		2	100%	0	31	100%	0%
RENAULT	FLUENCE	14	18	29%	17	13	-24%	31	31	0%	0%
SUZUKI	GRAND VITARA	29	21	-28%	8	10	25%	37	31	-16%	0%
TOYOTA	CHR	44	23	-48%	6	8	33%	50	31	-38%	0%
FORD	ECONOLINE PASAJEROS	10	7	-30%	11	23	109%	21	30	43%	0%
MERCEDES BENZ	CLASE GLA	28	28	0%	3	2	-33%	31	30	-3%	0%
RENAULT	SANDERO	36	22	-39%	9	8	-11%	45	30	-33%	0%
TOYOTA	MATRIX	3	16	433%	1	14	1300%	4	30	650%	0%
VOLKSWAGEN	T CROSS	11	25	127%		5	100%	11	30	173%	0%
AUDI	A5	30	23	-23%	10	6	-40%	40	29	-28%	0%
BMW	X1	39	23	-41%	4	6	50%	43	29	-33%	0%
FORD	EXPEDITION	24	15	-38%	20	14	-30%	44	29	-34%	0%
GENERAL MOTORS	C-30,C35,C36,C3500, CHASIS ESTACAS	20	14	-30%	16	15	-6%	36	29	-19%	0%
ISUZU	ELF600	34	22	-35%	17	7	-59%	51	29	-43%	0%
NISSAN	PLATINA	15	11	-27%	47	18	-62%	62	29	-53%	0%
NISSAN	ROGUE	17	13	-24%	13	16	23%	30	29	-3%	0%
BMW	X4	18	26	44%	4	2	-50%	22	28	27%	0%
GENERAL MOTORS	C-20,MAXICAB, R 25,C250 PICK UP	10	6	-40%	8	22	175%	18	28	56%	0%
SUZUKI	CIAZ	27	24	-11%	11	4	-64%	38	28	-26%	0%
VOLKSWAGEN	CADDY	30	21	-30%	7	7	0%	37	28	-24%	0%
CHRYSLER	JEEP RENEGADE	20	21	5%	6	6	0%	26	27	4%	0%
GENERAL MOTORS	LUV PICK UP,ESTACAS, CREW CAB	9	2	-78%	16	25	56%	25	27	8%	0%
FORD	TRANSIT CARGA	24	24	0%	9	2	-78%	33	26	-21%	0%
SEAT	ATECA	28	22	-21%	1	4	300%	29	26	-10%	0%
BMW	SERIE 4	16	23	44%	7	2	-71%	23	25	9%	0%
BMW	X6	25	25	0%	3		-100%	28	25	-11%	0%
CHRYSLER	STRATUS Y BREEZE	3	7	133%	25	18	-28%	28	25	-11%	0%
SEMIRREMOLQUES	CAJA ENCORTINADA	13	22	69%	3	3	0%	16	25	56%	0%
VOLKSWAGEN	4 X 2 CAJA SECA	9	21	133%	5	4	-20%	14	25	79%	0%
CHRYSLER	ATOS	8	8	0%	24	16	-33%	32	24	-25%	0%
CHRYSLER	RAM PASAJEROS	8	21	163%	7	3	-57%	15	24	60%	0%
ESPECIALES	VEHICULOS INDUSTRIALES,AGRICOLAS, CONTRATISTAS	24	16	-33%	9	8	-11%	33	24	-27%	0%
GENERAL MOTORS	CAMARO	27	17	-37%	9	7	-22%	36	24	-33%	0%
BUICK	ENCORE	19	18	-5%	8	5	-38%	27	23	-15%	0%
FORD	WINDSTAR	2	4	100%	16	19	19%	18	23	28%	0%
GENERAL MOTORS	OPTRA	8	11	38%	19	12	-37%	27	23	-15%	0%
HYUNDAI	SANTA FE	26	21	-19%	7	2	-71%	33	23	-30%	0%
VOLKSWAGEN	CRAFTER VAN	27	16	-41%	5	7	40%	32	23	-28%	0%
VOLKSWAGEN	TRANSPORTER PASAJEROS	18	16	-11%	10	7	-30%	28	23	-18%	0%
AUDI	Q2	11	18	64%	4	4	0%	15	22	47%	0%

CHRYSLER	D-350, RAM 3500, 4000 PLATAFORMA	6	19	217%	1	3	200%	7	22	214%	0%
LAND ROVER	RANGE ROVER	39	20	-49%	4	2	-50%	43	22	-49%	0%
MAZDA	5	15	16	7%	3	6	100%	18	22	22%	0%
PEUGEOT	3008	11	18	64%	6	4	-33%	17	22	29%	0%
AUDI	Q7	24	18	-25%	9	3	-67%	33	21	-36%	0%
CHRYSLER	I 10	18	15	-17%	20	6	-70%	38	21	-45%	0%
GENERAL MOTORS	MATIZ G2	7	11	57%	12	10	-17%	19	21	11%	0%
PORSCHE	CAYENNE	27	15	-44%	9	6	-33%	36	21	-42%	0%
SEMIRREMOLQUES	LEGALIZADO	4	20	400%	1	1	0%	5	21	320%	0%
BUICK	ENCLAVE	12	10	-17%	11	10	-9%	23	20	-13%	0%
CHRYSLER	300	8	12	50%	4	8	100%	12	20	67%	0%
CHRYSLER	DAKOTA PICK UP	5	9	80%	8	11	38%	13	20	54%	0%
CHRYSLER	JEEP GLADIADOR	22	19	-14%	2	1	-50%	24	20	-17%	0%
FORD	RANGER ESTACAS	16	14	-13%	5	6	20%	21	20	-5%	0%
GENERAL MOTORS	CARRIOL, EXPRESS CARGO VAN	11	7	-36%	16	13	-19%	27	20	-26%	0%
MERCEDES BENZ	MERCEDES BENZ	19	18	-5%	2	2	100%	19	20	5%	0%
NISSAN	TSUBAME	2	4	100%	23	16	-30%	25	20	-20%	0%
PEUGEOT	207	14	16	14%	11	4	-64%	25	20	-20%	0%
BMW	1001-2000	12	17	42%	11	2	-82%	23	19	-17%	0%
DINA	6 X 2, 6 X 4 TRACTOCAMION	19	15	-21%	4	4	0%	23	19	-17%	0%
GENERAL MOTORS	CORSA	20	6	-70%	20	13	-35%	40	19	-53%	0%
ISUZU	ELF 450	14	17	21%	4	2	-50%	18	19	6%	0%
JAC	SEI 2	15	11	-27%	2	8	300%	17	19	12%	0%
KIA	OPTIMA	24	13	-46%	4	6	50%	28	19	-32%	0%
NISSAN	NOTE	19	13	-32%	10	6	-40%	29	19	-34%	0%
PEUGEOT	PARTNER TEPEE	23	10	-57%	10	9	-10%	33	19	-42%	0%
VOLKSWAGEN	UP	11	15	36%	6	4	-33%	17	19	12%	0%
BMW	SERIE M	12	16	33%	2	2	0%	14	18	29%	0%
FIAT	500	11	7	-36%	8	11	38%	19	18	-5%	0%
FORD	BRONCO SPORT		16	100%		2	100%	0	18	100%	0%
FORD	COURIER PICK UP	10	8	-20%	11	10	-9%	21	18	-14%	0%
VOLKSWAGEN	CROSSFOX	13	15	15%	9	3	-67%	22	18	-18%	0%
AUDI	A6	14	13	-7%	3	4	33%	17	17	0%	0%
CHRYSLER	CALIBER	4	7	75%	3	10	233%	7	17	143%	0%
FORD	ESCORT	3	4	33%	25	13	-48%	28	17	-39%	0%
ITALIKA	251-650	5	7	40%	7	10	43%	12	17	42%	0%
NISSAN	CABSTAR CAJA SECA ESTANDAR	14	11	-21%	7	6	-14%	21	17	-19%	0%
SUZUKI	SX4	10	8	-20%	7	9	29%	17	17	0%	0%
VOLKSWAGEN	DELIVERY	1	15	1400%		2	100%	1	17	1600%	0%
BMW	SERIE 2	25	11	-56%	2	5	150%	27	16	-41%	0%
CHRYSLER	CIRRUS	5	9	80%	3	7	133%	8	16	100%	0%
CHRYSLER	VISION	13	9	-31%	4	7	75%	17	16	-6%	0%
GENERAL MOTORS	ASTRA	7	6	-14%	23	10	-57%	30	16	-47%	0%
GENERAL MOTORS	G-30, WAGON, CARGO VAN	16	8	-50%	14	8	-43%	30	16	-47%	0%
HYUNDAI	IX35	14	14	0%	3	2	-33%	17	16	-6%	0%
ISUZU	ELF 200 CLASE 2	21	15	-29%	6	1	-83%	27	16	-41%	0%
MG	ZS		14	100%		2	100%	0	16	100%	0%
NISSAN	NV 350	12	11	-8%	2	5	150%	14	16	14%	0%
NISSAN	TITAN PICK UP	7	14	100%	5	2	-60%	12	16	33%	0%
RENAULT	KANGOO PASAJEROS	11	8	-27%	5	8	60%	16	16	0%	0%
CAN AM	111-250	18	10	-44%	8	5	-38%	26	15	-42%	0%
CARABELA	111-250	6	5	-17%	5	10	100%	11	15	36%	0%
FIAT	PALIO	6	7	17%	7	8	14%	13	15	15%	0%
JAC	SEI 3	14	13	-7%	3	2	-33%	17	15	-12%	0%
LINCOLN	MXX	3	8	167%	6	7	17%	9	15	67%	0%
MERCEDES BENZ	CLASE E	17	13	-24%	9	2	-78%	26	15	-42%	0%
MERCEDES BENZ	CLASE A	24	13	-46%	4	2	-50%	28	15	-46%	0%
MERCEDES BENZ	CLASE ML	17	10	-41%	7	5	-29%	24	15	-38%	0%
MITSUBISHI	ENDEAVOR	4	6	50%	9	9	0%	13	15	15%	0%
NISSAN	MAXIMA	13	5	-62%	10	10	0%	23	15	-35%	0%
RENAULT	CLIO	8	6	-25%	12	9	-25%	20	15	-25%	0%
CHRYSLER	D-350, RAM 3500 QUAD CAB PICK UP	12	8	-33%	3	6	100%	15	14	-7%	0%
CHRYSLER	VERNA	3		-100%	6	14	133%	9	14	56%	0%
FREIGHTLINER	360	1	12	1100%		2	100%	1	14	1300%	0%
GENERAL MOTORS	4 X 2 CAJA SECA	9	6	-33%	11	8	-27%	20	14	-30%	0%
LEGALIZADO	TRACTOCAMION	4	10	150%	4	4	0%	8	14	75%	0%
VELOCI MOTORS	111 250	3	7	133%	4	7	75%	7	14	100%	0%
VOLKSWAGEN	TERAMONT	12	12	0%	1	2	100%	13	14	8%	0%
ACURA	TLX	6	5	-17%		8	100%	6	13	117%	0%
BAJAJ	50-110	2	10	400%		3	100%	2	13	550%	0%
BMW	SERIE 5	16	7	-56%	4	6	50%	20	13	-35%	0%
CHRYSLER	AVENGER	8	5	-38%	9	8	-11%	17	13	-24%	0%
CHRYSLER	CHARGER	3	6	100%	10	7	-30%	13	13	0%	0%
CHRYSLER	JEEP WRANGLER HIBRIDO		13	100%			100%	0	13	100%	0%
CHRYSLER	SHADOW	2		-100%	14	13	-7%	16	13	-19%	0%

DINAMO	111-250	3	7	133%	4	6	50%	7	13	86%	0%
GENERAL MOTORS	TRAIL BLAZER	3	2	-33%	11	11	0%	14	13	-7%	0%
INFINITI	QX60	3	12	300%	3	1	-67%	6	13	117%	0%
KIA	SEDONA	14	7	-50%	16	6	-63%	30	13	-57%	0%
MITSUBISHI	MONTERO	6	6	0%	3	7	133%	9	13	44%	0%
NISSAN	JUKE	15	10	-33%	10	3	-70%	25	13	-48%	0%
NISSAN	MURANO	14	7	-50%	5	6	20%	19	13	-32%	0%
RENAULT	KANGOO VAN	3	7	133%	5	6	20%	8	13	63%	0%
SUZUKI	S CROSS	13	9	-31%	3	4	33%	16	13	-19%	0%
VOLKSWAGEN	DERBY	3	5	67%	8	8	0%	11	13	18%	0%
YAMAHA	651-1000	2	10	400%	2	3	50%	4	13	225%	0%
AUDI	Q8	7	9	29%	1	3	200%	8	12	50%	0%
AUDI	TT	8	11	38%	2	1	-50%	10	12	20%	0%
CAN AM	1001-2000		12	100%			100%	0	12	100%	0%
CHRYSLER	SPIRIT	4	1	-75%	23	11	-52%	27	12	-56%	0%
JAC	T6	4	10	150%		2	100%	4	12	200%	0%
KURAZAI	111-250	8	2	-75%	16	10	-38%	24	12	-50%	0%
MB MOTOS	111 250	3	3	0%	4	9	125%	7	12	71%	0%
MG	MG5		10	100%		2	100%	0	12	100%	0%
NISSAN	QUEST	4	3	-25%	6	9	50%	10	12	20%	0%
PEUGEOT	206	3	3	0%	6	9	50%	9	12	33%	0%
SEMIRREMOLQUES	TOLVA (ALIMENTOS, QUIMICOS)	2	9	350%	1	3	200%	3	12	300%	0%
TVS	111-250	6	6	0%	10	6	-40%	16	12	-25%	0%
VOLVO	XC60	22	8	-64%		4	100%	22	12	-45%	0%
BMW	X2	16	11	-31%	3		-100%	19	11	-42%	0%
CHRYSLER	CHALLENGER	10	5	-50%	3	6	100%	13	11	-15%	0%
CHRYSLER	D-350 ESTACAS, CHASIS CAB, RAM ESTACAS,	15	8	-47%	3	3	0%	18	11	-39%	0%
FORD	EXPLORER PICK UP	11	8	-27%	2	3	50%	13	11	-15%	0%
FREIGHTLINER	6 X 2 CAJA SECA		11	100%	1		-100%	1	11	1000%	0%
GENERAL MOTORS	VENTURE	3	1	-67%	11	10	-9%	14	11	-21%	0%
HINO	500		11	100%			100%	0	11	100%	0%
HONDA	251-650	9	3	-67%	2	8	300%	11	11	0%	0%
ITALIKA	50-110	1	5	400%	4	6	50%	5	11	120%	0%
KIA	NIRO HIBRIDO	8	10	25%	2	1	-50%	10	11	10%	0%
NISSAN	XTERRA	1	3	200%	5	8	60%	6	11	83%	0%
OTRA	50-110		7	100%		4	100%	0	11	100%	0%
POLARIS	251-650	8	5	-38%		6	100%	8	11	38%	0%
SEAT	TARRACO	4	8	100%		3	100%	4	11	175%	0%
SEMIRREMOLQUES	TOLVA CEMENTERA	19	6	-68%	12	5	-58%	31	11	-65%	0%
TOYOTA	FJ CRUISER	15	10	-33%	4	1	-75%	19	11	-42%	0%
VOLKSWAGEN	VOLKSWAGEN	8	8	0%	2	3	50%	10	11	10%	0%
VOLVO	S40	5	6	20%	6	5	-17%	11	11	0%	0%
VOLVO	XC40	5	11	120%	1		-100%	6	11	83%	0%
CAN AM	651-1000	7	7	0%	1	3	200%	8	10	25%	0%
CHRYSLER	D-350, RAM 3500, 4000 CAJA CONTENEDOR	13	8	-38%	3	2	-33%	16	10	-38%	0%
CHRYSLER	H 100 CARGA	3	2	-33%	3	8	167%	6	10	67%	0%
CHRYSLER	NITRO	13	6	-54%	8	4	-50%	21	10	-52%	0%
CHRYSLER	RAM CHARGER	4	6	50%	7	4	-43%	11	10	-9%	0%
DINA	4 X 2 CAJA SECA	17	7	-59%	7	3	-57%	24	10	-58%	0%
GENERAL MOTORS	AVALANCHE	2	4	100%	6	6	0%	8	10	25%	0%
ISUZU	FORWARD 1100	16	10	-38%	1		-100%	17	10	-41%	0%
JAC	T8	1	10	900%			100%	1	10	900%	0%
LINCOLN	CORSAIR		10	100%			100%	0	10	100%	0%
LINCOLN	NAVIGATOR	12	6	-50%	1	4	300%	13	10	-23%	0%
NISSAN	ICHI-VAN Y URVAN, SERVICIO PÚBLICO	3	8	167%	2	2	0%	5	10	100%	0%
NISSAN	INFINITI MODELOS ANTERIORES	12	8	-33%	2	2	0%	14	10	-29%	0%
PEUGEOT	208	5	7	40%	5	3	-40%	10	10	0%	0%
SUBARU	FORESTER	2	9	350%	2	1	-50%	4	10	150%	0%
VOLKSWAGEN	TOUAREG	15	7	-53%	8	3	-63%	23	10	-57%	0%
CHRYSLER	D-350, RAM3500, 4000 VOLTEO	7	7	0%	3	2	-33%	10	9	-10%	0%
CHRYSLER	PT CRUISER		3	100%	6	6	0%	6	9	50%	0%
CHRYSLER	RAM QUAD CAB PICK UP CREW CAB	19	7	-63%	3	2	-33%	22	9	-59%	0%
FIAT	DUCATO	7	7	0%	3	2	-33%	10	9	-10%	0%
FORD	ECONOLINE CARGO VAN	4	2	-50%	8	7	-13%	12	9	-25%	0%
FORD	THUNDERBIRD	15	8	-47%	4	1	-75%	19	9	-53%	0%
GENERAL MOTORS	KODIAK 6 X 4 VOLTEO	6	6	0%	3	3	0%	9	9	0%	0%
GENERAL MOTORS	UPLANDER	3	5	67%	6	4	-33%	9	9	0%	0%
HARLEY-DAVIDSON	1001-2000	6	5	-17%	8	4	-50%	14	9	-36%	0%
HUMMER	H3	3	3	0%	4	6	50%	7	9	29%	0%
INTERNATIONAL	4 X 2 CAJA SECA, CHASIS	4	7	75%		2	100%	4	9	125%	0%
ISUZU	FORWARD 800	6	9	50%			100%	6	9	50%	0%
LAND ROVER	EVOQUE	4	5	25%		4	100%	4	9	125%	0%
MERCEDES BENZ	AUTOBUS URBANO	9	9	0%			100%	9	9	0%	0%

MERCEDES BENZ	CLASE GL	3	7	133%	2	2	0%	5	9	80%	0%
MERCEDES BENZ	SPRINTER CARGO VAN (316, 315)	12	9	-25%	1		-100%	13	9	-31%	0%
MERCEDES BENZ	SPRINTER CARGO VAN (416,415)	15	6	-60%	4	3	-25%	19	9	-53%	0%
PEUGEOT	LANDTREK	1	8	700%		1	100%	1	9	800%	0%
PORSCHE	MACAN	9	7	-22%		2	100%	9	9	0%	0%
RENAULT	MEGANE	8	5	-38%	10	4	-60%	18	9	-50%	0%
SEMIRREMOLQUES	OTRO TIPO DE SEMIRREMOLQUE	9	5	-44%	2	4	100%	11	9	-18%	0%
SUZUKI	JIMNY		9	100%			100%	0	9	100%	0%
VOLKSWAGEN	6 X 2 CAJA SECA	5	8	60%	1	1	0%	6	9	50%	0%
VOLKSWAGEN	SHARAN	3	2	-33%	3	7	133%	6	9	50%	0%
ACURA	ILX	4	3	-25%	2	5	150%	6	8	33%	0%
CHRYSLER	D-100, H100 PICK UP	1	4	300%	13	4	-69%	14	8	-43%	0%
CHRYSLER	D-250 PICK UP	7	6	-14%	10	2	-80%	17	8	-53%	0%
DINA	6 X 4 VOLTEO	8	4	-50%	7	4	-43%	15	8	-47%	0%
DUCATI	111 250	5	4	-20%	1	4	300%	6	8	33%	0%
FORD	FREESTAR	2	4	100%	1	4	300%	3	8	167%	0%
GENERAL MOTORS	C-30,35,36,3500 CAJA SECA	16	4	-75%	10	4	-60%	26	8	-69%	0%
MACK	MACK	10	8	-20%	2		-100%	12	8	-33%	0%
MITSUBISHI	ASX	6	8	33%	1		-100%	7	8	14%	0%
SCANIA	SCANIA	5	7	40%		1	100%	5	8	60%	0%
SUBARU	OUTBACK	5	5	0%		3	100%	5	8	60%	0%
SUZUKI	251-650	2	4	100%	9	4	-56%	11	8	-27%	0%
SUZUKI	651-1000	5	2	-60%	3	6	100%	8	8	0%	0%
VENTO	251-650		4	100%		4	100%	0	8	100%	0%
VOLKSWAGEN	CRAFTER PASAJEROS	3	7	133%		1	100%	3	8	167%	0%
VOLKSWAGEN	EUROVAN PASAJEROS	4	6	50%	3	2	-33%	7	8	14%	0%
VOLVO	S60	9	7	-22%	2	1	-50%	11	8	-27%	0%
BAIC	D20	4	5	25%	7	2	-71%	11	7	-36%	0%
CHRYSLER	H100 PASAJEROS	3	2	-33%	4	5	25%	7	7	0%	0%
FORD	F-350,450,550 CAJA MUDANCERA		5	100%		2	100%	0	7	100%	0%
FREIGHTLINER	FL		5	100%		2	100%	0	7	100%	0%
HYUNDAI	IONIQ HIBRIDO	4	6	50%	1	1	0%	5	7	40%	0%
HYUNDAI	STAREX	6	5	-17%	7	2	-71%	13	7	-46%	0%
LAND ROVER	LR		6	100%	2	1	-50%	2	7	250%	0%
LAND ROVER	RANGE ROVER SPORT	11	7	-36%	1		-100%	12	7	-42%	0%
LINCOLN	MARK LT PICK UP	6	5	-17%		2	100%	6	7	17%	0%
LINCOLN	MKC	7	3	-57%	2	4	100%	9	7	-22%	0%
LINCOLN	MKZ	10	6	-40%	3	1	-67%	13	7	-46%	0%
MERCEDES BENZ	SMART	5	5	0%	3	2	-33%	8	7	-13%	0%
NISSAN	LUCINO	2		-100%	9	7	-22%	11	7	-36%	0%
OTRA	OTROS	20	4	-80%	67	3	-96%	87	7	-92%	0%
SEAT	CUPRA	1	5	400%		2	100%	1	7	600%	0%
AUDI	S4	2	6	200%			100%	2	6	200%	0%
BENELLI	111-250		3	100%	5	3	-40%	5	6	20%	0%
CHRYSLER	JEEP WAGONEER		3	100%	2	3	50%	2	6	200%	0%
DUCATI	651-1000	11	5	-55%	1	1	0%	12	6	-50%	0%
FIAT	ARGO		4	100%		2	100%	0	6	100%	0%
FORD	MONDEO	3	3	100%	3	3	0%	3	6	100%	0%
GENERAL MOTORS	CAVALIER MODELO 94 Y ANTERIORES		1	100%	3	5	67%	3	6	100%	0%
GENERAL MOTORS	CORVETTE	5	5	0%		1	100%	5	6	20%	0%
GENERAL MOTORS	G3	4	1	-75%	12	5	-58%	16	6	-63%	0%
HONDA	651-1000	1		-100%	3	6	100%	4	6	50%	0%
HONDA	INSIGHT	3		-100%	4	6	50%	7	6	-14%	0%
HUSQVARNA	251-650	1	4	300%		2	100%	1	6	500%	0%
INTERNATIONAL	AUTOBUS URBANO		5	100%		1	0%	1	6	500%	0%
ISUZU	ELF 600		6	100%			100%	0	6	100%	0%
JAC	HFC	5	6	20%	9		-100%	14	6	-57%	0%
JAC	SEI 4	1	4	300%		2	100%	1	6	500%	0%
KAWASAKI	111-250	4	6	50%	1		-100%	5	6	20%	0%
KAWASAKI	651-1000	2	4	100%		2	100%	2	6	200%	0%
MERCEDES BENZ	CLASE GLK	7	6	-14%	2		-100%	9	6	-33%	0%
NISSAN	DATSUN			100%	1	6	500%	1	6	500%	0%
PEUGEOT	2008	2	4	100%		2	100%	2	6	200%	0%
PEUGEOT	PARTNER PACK FURGON	4	4	0%		2	100%	4	6	50%	0%
PORSCHE	911	5	3	-40%	1	3	200%	6	6	0%	0%
SEAT	ALTEA	5	2	-60%	3	4	33%	8	6	-25%	0%
SEAT	CORDOBA	5	1	-80%	7	5	-29%	12	6	-50%	0%
STERLING	6 X 2 CAJA SECA	4	5	25%	1	1	0%	5	6	20%	0%
TOYOTA	SEQUOIA	9	3	-67%	1	3	200%	10	6	-40%	0%
VOLKSWAGEN	COMBI	2	2	0%	5	4	-20%	7	6	-14%	0%
VOLKSWAGEN	GOLF MODELO 92 Y ANTERIORES	5	1	-80%	10	5	-50%	15	6	-60%	0%
VOLKSWAGEN	LUPO	4	4	0%	5	2	-60%	9	6	-33%	0%
VOLVO	XC90	9	4	-56%	6	2	-67%	15	6	-60%	0%
YAMAHA	1001-2000	6	5	-17%	6	1	-83%	12	6	-50%	0%
AUDI	A7	6	3	-50%		2	100%	6	5	-17%	0%

AUDI	S3	9	5	-44%	1		-100%	10	5	-50%	0%
BMW	SERIE 6		4	100%		1	100%	0	5	100%	0%
BUICK	REGAL	2	1	-50%	2	4	100%	4	5	25%	0%
CHRYSLER	200	6	3	-50%	3	2	-33%	9	5	-44%	0%
CHRYSLER	D-350, RAM 3500, 4000 CAJA MUDANCERA	3	5	67%			100%	3	5	67%	0%
CHRYSLER	JEEP COMMANDER	3	4	33%	3	1	-67%	6	5	-17%	0%
GENERAL MOTORS	CANYON PICK UP	3	4	33%	1	1	0%	4	5	25%	0%
GENERAL MOTORS	GMC	7	1	-86%	3	4	33%	10	5	-50%	0%
GENERAL MOTORS	HHR	3	1	-67%	3	4	33%	6	5	-17%	0%
GENERAL MOTORS	MERIVA	3	1	-67%	4	4	0%	7	5	-29%	0%
GENERAL MOTORS	SONORA	1	2	100%	3	3	0%	4	5	25%	0%
INFINITI	QX50	3	4	33%	2	1	-50%	5	5	0%	0%
INFINITI	QX80	4	3	-25%	1	2	100%	5	5	0%	0%
JAC	SEI 7	2	4	100%		1	100%	2	5	150%	0%
JAGUAR	F PACE	4	4	0%		1	100%	4	5	25%	0%
JAGUAR	XE	7	4	-43%		1	100%	7	5	-29%	0%
KEEWAY	111 250	2	1	-50%	6	4	-33%	8	5	-38%	0%
MERCEDES BENZ	CLASE B	5	4	-20%	1	1	0%	6	5	-17%	0%
MERCEDES BENZ	CLASE GLS	6	4	-33%	2	1	-50%	8	5	-38%	0%
MERCEDES BENZ	SPRINTER SERVICIO PÚBLICO	4	4	0%	2	1	-50%	6	5	-17%	0%
MERCEDES BENZ Y											
FREIGHLINER	6 X 4 VOLTEO	5	5	0%			100%	5	5	0%	0%
PEUGEOT	307	2	2	0%	7	3	-57%	9	5	-44%	0%
PEUGEOT	308	1	3	200%	2	2	0%	3	5	67%	0%
PEUGEOT	RIFTER	3	3	0%		2	100%	3	5	67%	0%
RENAULT	SCALA	6	4	-33%	3	1	-67%	9	5	-44%	0%
SEMIREFOLQUES	CAJA REFREQUERA	2	5	150%	1		-100%	3	5	67%	0%
SUBARU	IMPENZA		2	100%	2	3	50%	2	5	150%	0%
TANK	111-250	1	2	100%	4	3	-25%	5	5	0%	0%
TOYOTA	HIACE SERVICIO PÚBLICO	5	4	-20%	13	1	-92%	18	5	-72%	0%
VOLKSWAGEN	DELIVERY CLASE 2	7	4	-43%	1	1	0%	8	5	-38%	0%
VOLKSWAGEN	EUROVAN PANEL	6	3	-50%	4	2	-50%	10	5	-50%	0%
ACURA	TL	1	2	100%	4	2	-50%	5	4	-20%	0%
AUDI	S6		4	100%	1		-100%	1	4	300%	0%
BAIC	X35	1	4	300%			100%	1	4	300%	0%
BUICK	ENVISION	5	3	-40%	1	1	0%	6	4	-33%	0%
BUICK	LACROSSE	4	2	-50%		2	100%	4	4	0%	0%
BUICK	VERANO	1	4	300%	2		-100%	3	4	33%	0%
CHRYSLER	CORDOBA, MONACO, LE BARON			100%	4	4	0%	4	4	0%	0%
CHRYSLER	H100 CAJA SECA		2	100%		2	100%	0	4	100%	0%
CHRYSLER	PACIFICA	4	2	-50%	2	2	0%	6	4	-33%	0%
DINA	MICROBUS URBANOS	1	3	200%	3	1	-67%	4	4	0%	0%
FAMSA	CABINA 6 X 4 3 EJES	4	3	-25%	3	1	-67%	7	4	-43%	0%
FORD	KA	1	1	0%	6	3	-50%	7	4	-43%	0%
GENERAL MOTORS	C-30, 35, 36, 3500 CAJA REFRIGERADA	1	3	200%	2	1	-50%	3	4	33%	0%
GENERAL MOTORS	G6	3	1	-67%	3	3	0%	6	4	-33%	0%
GENERAL MOTORS	MONTANA	1	2	100%		2	100%	1	4	300%	0%
GENERAL MOTORS	P-30, P-31, CARGO VANETTE	2	3	50%	1	1	0%	3	4	33%	0%
HARLEY-DAVIDSON	111-250	3	3	0%	2	1	-50%	5	4	-20%	0%
HINO	CAJA REFRIGERADA	2	3	50%	1	1	0%	3	4	33%	0%
HONDA	1001-2000	3	2	-33%	2	2	0%	5	4	-20%	0%
HONDA	50-110	1	1	0%	6	3	-50%	7	4	-43%	0%
INTERNATIONAL	6 X 2 CAJA SECA, CHASIS		3	100%		1	100%	0	4	100%	0%
ISUZU	4 X 2 CAJA SECA	5	3	-40%		1	100%	5	4	-20%	0%
KAWASAKI	1001-2000		4	100%	1		-100%	1	4	300%	0%
LAND ROVER	DISCOVERY	12	4	-67%			100%	12	4	-67%	0%
LEGALIZADO	COMERCIALES	1		-100%	2	4	100%	3	4	33%	0%
MERCEDES BENZ	SPRINTER CARGO VAN 516		4	100%			100%	0	4	100%	0%
MERCURY	MOUNTAINEER	1		-100%		4	100%	1	4	300%	0%
MG	HS		4	100%			100%	0	4	100%	0%
OTRA	251-650		4	100%	1		-100%	1	4	300%	0%
PORSCHE	PANAMERA	1	3	200%		1	100%	1	4	300%	0%
OLINK	111-250	5		-100%	1	4	300%	6	4	-33%	0%
RENAULT	KANGOO CARGA	5	2	-60%	6	2	-67%	11	4	-64%	0%
RENAULT	TRAFIC CARGA	1	3	200%		1	100%	1	4	300%	0%
RENAULT	TRAFIC PASAJEROS	2	4	100%	1		-100%	3	4	33%	0%
ROVER	MG	1	3	200%		1	100%	1	4	300%	0%
SEMIREFOLQUES	PLATAFORMA SEMI BAJA	7	4	-43%	2		-100%	9	4	-56%	0%
TORINO	111 250	1		-100%	2	4	100%	3	4	33%	0%
TOYOTA	SOLARA		3	100%		1	100%	0	4	100%	0%
VOLVO	C30	2		-100%	2	4	100%	4	4	0%	0%
ACURA	TSX	2	1	-50%	1	2	100%	3	3	0%	0%
ALFA ROMEO	GIULIETTA		2	100%		1	100%	0	3	100%	0%
BAIC	X30		3	100%			100%	0	3	100%	0%

BENELLI	251-650	1	1	0%		2	100%	1	3	200%	0%
BMW	SERIE 7		3	100%			100%	0	3	100%	0%
CADILLAC	ATS	3	3	0%	2		-100%	5	3	-40%	0%
CADILLAC	STS Y CTS	3	1	-67%	6	2	-67%	9	3	-67%	0%
CADILLAC	XT5	2	3	50%	2		-100%	4	3	-25%	0%
CHRYSLER	CONCORDE		1	100%	1	2	100%	1	3	200%	0%
CHRYSLER	D-350, RAM 3500, 4000 CAJA REFRIGERADA	1	3	200%			100%	1	3	200%	0%
CHRYSLER	RAM VAN, MAXI VAN			100%	5	3	-40%	5	3	-40%	0%
FIAT	DUCATO CAJA SECA VAN	1		-100%	1	3	200%	2	3	50%	0%
FIAT	PALIO ADVENTURE	1	2	100%	1	1	0%	2	3	50%	0%
FORD	AEROSTAR		1	100%	1	2	100%	1	3	200%	0%
FORD	CLUB WAGON PASAJEROS		1	100%		2	100%	0	3	100%	0%
FORD	ECONOLINE SERVICIO PÚBLICO		1	100%		2	100%	0	3	100%	0%
FORD	F-350, 450, 550 CAJA GRUA	1	2	100%		1	100%	1	3	200%	0%
FORD	F-350, 450, 550 PLATAFORMA	2	2	0%		1	100%	2	3	50%	0%
FORD	GRAND MARQUIS, MOD. (1999 Y ANT) LTD GALAXIE		1	100%	4	2	-50%	4	3	-25%	0%
GENERAL MOTORS	G5	3	1	-67%	4	2	-50%	7	3	-57%	0%
GENERAL MOTORS	KODIAK 6 X 2 TANQUE	2	3	50%			100%	2	3	50%	0%
GENERAL MOTORS	SUNFIRE			100%	7	3	-57%	7	3	-57%	0%
GENERAL MOTORS	TORNADO CARGO VAN		1	100%		2	100%	0	3	100%	0%
HARLEY-DAVIDSON	651-1000	5	2	-60%	2	1	-50%	7	3	-57%	0%
HONDA	ELEMENT	2		-100%	1	3	200%	3	3	0%	0%
HONDA	RID LINE PICK UP	6	3	-50%			100%	6	3	-50%	0%
HUSQVARNA	111-250	2	2	0%		1	100%	2	3	50%	0%
HYUNDAI	HYUNDAI	1	3	200%			100%	1	3	200%	0%
INFINITI	JX	4	2	-50%	2	1	-50%	6	3	-50%	0%
INFINITI	Q50	3	2	-33%		1	100%	3	3	0%	0%
INTERNATIONAL	4 X 2 CAJA REDILAS, CHASIS	1	2	100%	3	1	-67%	4	3	-25%	0%
INTERNATIONAL	CITYSTAR	2	3	50%			100%	2	3	50%	0%
ISLO	111-250	34		-100%	74	3	-96%	108	3	-97%	0%
JAGUAR	E PACE	13	3	-77%			100%	13	3	-77%	0%
KAWASAKI	251-650	3	2	-33%	1	1	0%	4	3	-25%	0%
KIA	STINGER	6	3	-50%	2		-100%	8	3	-63%	0%
KTM	50-110	1	2	100%		1	100%	1	3	200%	0%
LAND ROVER	DEFENDER	3	3	0%			100%	3	3	0%	0%
LEGALIZADO	111 250		3	100%			100%	0	3	100%	0%
LINCOLN	AVIATOR	1	3	200%	3		-100%	4	3	-25%	0%
MAN	CABINA XL 6 X 4	2	2	0%		1	100%	2	3	50%	0%
MERCEDES BENZ	AUTOBUSES FORANEOS	1	1	0%	1	2	100%	2	3	50%	0%
MERCEDES BENZ	CLASE G	10	3	-70%			100%	10	3	-70%	0%
MERCEDES BENZ	CLASE SLK		1	100%		2	100%	0	3	100%	0%
MERCEDES BENZ	SPRINTER CAJA SECA (316,315)	3	3	0%	2		-100%	5	3	-40%	0%
MERCEDES BENZ	VITO CARGO VAN		3	100%			100%	0	3	100%	0%
MERCURY	MARINER	1	2	100%		1	100%	1	3	200%	0%
MERCURY	SABLE	3	2	-33%	2	1	-50%	5	3	-40%	0%
MITSUBISHI	ECLIPSE	7	2	-71%	1	1	0%	8	3	-63%	0%
MITSUBISHI	ECLIPSE CROSS	4	3	-25%	1		-100%	5	3	-40%	0%
NISSAN	300ZX		1	100%		2	100%	0	3	100%	0%
NISSAN	370Z	4	2	-50%		1	100%	4	3	-25%	0%
NISSAN	ALMERA		1	100%	3	2	-33%	3	3	0%	0%
OTRA	111- 250	4	1	-75%	12	2	-83%	16	3	-81%	0%
PEUGEOT	407		1	100%		2	100%	0	3	100%	0%
PEUGEOT	MANAGER CARGO VAN	1	3	200%	1		-100%	2	3	50%	0%
POLARIS	1001-2000	2	2	0%		1	100%	2	3	50%	0%
POLARIS	111-250	7	1	-86%	3	2	-33%	10	3	-70%	0%
RENAULT	SAFRANE	2	1	-50%		2	100%	2	3	50%	0%
RENAULT	SCENIC	1	2	100%	2	1	-50%	3	3	0%	0%
STERLING	STERLING	8	3	-63%	1		-100%	9	3	-67%	0%
SUBARU	XV	1	2	100%	1	1	0%	2	3	50%	0%
TOYOTA	4 RUNNER	2	2	0%	1	1	0%	3	3	0%	0%
TOYOTA	SUPRA	2	3	50%			100%	2	3	50%	0%
TRIUMPH	1001-2000		2	100%		1	100%	0	3	100%	0%
TRIUMPH	651-1000		3	100%			100%	0	3	100%	0%
TURISTA	AUTOBUS	3	2	-33%		1	100%	3	3	0%	0%
VOLKSWAGEN	BORA SPORTWAGEN	1	1	0%	4	2	-50%	5	3	-40%	0%
VOLKSWAGEN	DELIVERY CLASE 3	2	3	50%			100%	2	3	50%	0%
VOLKSWAGEN	GOLF MODELO 92 AL 99	1	1	0%	8	2	-75%	9	3	-67%	0%
VOLKSWAGEN	POINTER PICK UP	1	2	100%	6	1	-83%	7	3	-57%	0%
VOLVO	4 X 2 CAJA SECA	2	2	0%		1	100%	2	3	50%	0%
ALFA ROMEO	147		1	100%		1	100%	0	2	100%	0%
AUDI	E TRON		2	100%			100%	0	2	100%	0%
AUDI	R8	4	1	-75%		1	100%	4	2	-50%	0%
AUDI	RS3	1	2	100%			100%	1	2	100%	0%

BAIC	X25	4	2	-50%	1		-100%	5	2	-60%	0%
BMW	I8 HIBRIDO		2	100%			100%	0	2	100%	0%
BMW	IX ELECTRICO		2	100%			100%	0	2	100%	0%
BMW	SERIE 5 HIBRIDO	1	2	100%			100%	1	2	100%	0%
CADILLAC	ESCALADE PICK UP	1	2	100%			100%	1	2	100%	0%
CADILLAC	SRX	5		-100%	6	2	-67%	11	2	-82%	0%
CADILLAC	XT4	1	2	100%			100%	1	2	100%	0%
CARABELA E ISLO ITALIKA											
MB MOTOS	111 250			100%	1	2	100%	1	2	100%	0%
CHRYSLER	ASPEN		1	100%		1	100%	0	2	100%	0%
CHRYSLER	DART	3	1	-67%	2	1	-50%	5	2	-60%	0%
CHRYSLER	H100 ESTACAS /D-100 ESTACAS			100%	2	2	0%	2	2	0%	0%
CHRYSLER	INTREPID	3	1	-67%	2	1	-50%	5	2	-60%	0%
CHRYSLER	RAM PASAJEROS	3	2	-33%	1		-100%	4	2	-50%	0%
CHRYSLER	RAM RUNNER, SRT PICK UP		1	100%		1	100%	0	2	100%	0%
CHRYSLER	RAM VAN, H100 VAN		1	100%	2	1	-50%	2	2	0%	0%
DACHANGJIANG											
MOTORCYCLES	111 250			100%		2	100%	0	2	100%	0%
DINA	4 X 2 CAJA REDILAS	2	2	0%			100%	2	2	0%	0%
DINA	D-3000,3200,3130 ESTACAS	1	1	0%		1	100%	1	2	100%	0%
DUCATI	1001-2000	6	2	-67%	2		-100%	8	2	-75%	0%
DUCATI	251 650		2	100%			100%	0	2	100%	0%
FIAT	IDEA	2	1	-50%	2	1	-50%	4	2	-50%	0%
FIAT	PICK-UP STRADA ADVENTURE	2	1	-50%		1	100%	2	2	0%	0%
FORD	CONTOUR	1		-100%	2	2	0%	3	2	-33%	0%
FORD	F-350,450,550 VOLTEO	1	1	0%		1	100%	1	2	100%	0%
FOTON	AUMARK 6000	1	2	100%			100%	1	2	100%	0%
GENERAL MOTORS	AUTOBUS URBANO	2	2	0%	1		-100%	3	2	-33%	0%
GENERAL MOTORS	AVALANCHE PICK UP			100%	1	2	100%	1	2	100%	0%
GENERAL MOTORS	CUTLASS			100%	4	2	-50%	4	2	-50%	0%
GENERAL MOTORS	EPICA		1	100%	1	1	0%	1	2	100%	0%
GENERAL MOTORS	EXPRESS, WAGON SERVICIO PÚBLICO	1		-100%		2	100%	1	2	100%	0%
GENERAL MOTORS	IMPALA	1		-100%	2	2	0%	3	2	-33%	0%
GENERAL MOTORS	TORRENT	2	2	0%	1		-100%	3	2	-33%	0%
GENERAL MOTORS	VECTRA	1	2	100%	1		-100%	2	2	0%	0%
GENERAL MOTORS	ZAFIRA	3	1	-67%		1	100%	3	2	-33%	0%
HERCULES	111 250			100%		2	100%	0	2	100%	0%
HONDA	CIVIC HIBRIDO	2	1	-50%	4	1	-75%	6	2	-67%	0%
HYUNDAI	H200	4	1	-75%	3	1	-67%	7	2	-71%	0%
HYUNDAI	H500		2	100%			100%	0	2	100%	0%
HYUNDAI	VELOSTER			100%		2	100%	0	2	100%	0%
INFINITI	Q60			100%		2	100%	0	2	100%	0%
INFINITI	QX30		1	100%	1	1	0%	1	2	100%	0%
INFINITI	QX70	2	1	-50%	2	1	-50%	4	2	-50%	0%
ISUZU	ELF 200 CLASE 3		2	100%			100%	0	2	100%	0%
ISUZU	ELF 300 CLASE 3		2	100%			100%	0	2	100%	0%
ITALIKA	651 1000		1	100%	1	1	0%	1	2	100%	0%
JAC	X200	3	2	-33%			100%	3	2	-33%	0%
JAGUAR	F TYPE		2	100%	1		-100%	1	2	100%	0%
JAGUAR	XF	2	1	-50%		1	100%	2	2	0%	0%
KENWORTH	6 X 2 PLATAFORMA		2	100%			100%	0	2	100%	0%
LAND ROVER	FREELANDER			100%		2	100%	0	2	100%	0%
LAND ROVER	RANGE ROVER EVOQUE HIBRIDO		2	100%			100%	0	2	100%	0%
LAND ROVER	VELAR		2	100%			100%	0	2	100%	0%
LINCOLN	CONTINENTAL		1	100%	2	1	-50%	2	2	0%	0%
LINCOLN	MARK VIII	2	2	0%	1		-100%	3	2	-33%	0%
MERCEDES BENZ	CLASE CL	2	1	-50%		1	100%	2	2	0%	0%
MERCEDES BENZ	CLASE S			100%		2	100%	0	2	100%	0%
MERCEDES BENZ	SPRINTER PICK UPS		1	100%		1	100%	0	2	100%	0%
MERCEDES BENZ	VIANO		2	100%			100%	0	2	100%	0%
MITSUBISHI	GALANT			100%	1	2	100%	1	2	100%	0%
NISSAN	APRIO	4	2	-50%	9		-100%	13	2	-85%	0%
NISSAN	CABSTAR CAJA REFRIGERADA		1	100%		1	100%	0	2	100%	0%
NISSAN	ICHI VAN PASAJEROS	1		-100%		2	100%	1	2	100%	0%
NISSAN	MICRA	1		-100%		2	100%	1	2	100%	0%
PEUGEOT	MANAGER PASAJEROS	4	1	-75%		1	100%	4	2	-50%	0%
PEUGEOT	PARTNER FURGON P/LATERAL	5	1	-80%	2	1	-50%	7	2	-71%	0%
PORSCHE	718		2	100%			100%	0	2	100%	0%
PORSCHE	BOXSTER	4	2	-50%	1		-100%	5	2	-60%	0%
RENAULT	RENAULT MODELO 86 Y ANTERIORES		1	100%	1	1	0%	1	2	100%	0%
SCANIA	AUTOBUS FORANEO		1	100%		1	100%	0	2	100%	0%
SEAT	ALHAMBRA		2	100%			100%	0	2	100%	0%
SEAT	MANDRINA TRANSPORTADORA DE										
SEMIRREMOLQUES	VEHICULOS	2	2	0%			100%	2	2	0%	0%
STERLING	4 X 2 CAJA SECA		2	100%			100%	0	2	100%	0%

SUBARU	B9 TRIBECA	5	1	-80%	1	1	0%	6	2	-67%	0%
SUZUKI	50-110	2	1	-50%	2	1	-50%	4	2	-50%	0%
SUZUKI	KIZASHI	2	1	-50%	1	1	0%	3	2	-33%	0%
TESLA	3			100%		2	100%	0	2	100%	0%
TOYOTA	RAV4 HIBRIDO	1	1	0%		1	100%	1	2	100%	0%
TURISTAS	AUTOMOVILES			100%		2	100%	0	2	100%	0%
TVS	251-650		2	100%			100%	0	2	100%	0%
UNITED MOTORS	111-250			100%		2	100%	0	2	100%	0%
VOLKSWAGEN	4 X 2 CAJA REDILAS	2	2	0%			100%	2	2	0%	0%
VOLKSWAGEN	ATLANTIC			100%	2	2	0%	2	2	0%	0%
VOLKSWAGEN	CARIBE, BRASILIA, SAFARI	1		-100%	3	2	-33%	4	2	-50%	0%
VOLKSWAGEN	CRAFTER CAJA SECA	2	2	0%			100%	2	2	0%	0%
VOLKSWAGEN	CROSSGOLF	4	1	-75%	1	1	0%	5	2	-60%	0%
VOLKSWAGEN	DERBY VAN	2	1	-50%		1	100%	2	2	0%	0%
VOLKSWAGEN	ROUTAN	1		-100%	1	2	100%	2	2	0%	0%
VOLKSWAGEN	SPORTVAN	1		-100%	1	2	100%	2	2	0%	0%
VOLVO	6 X 2 CAJA SECA		1	100%		1	100%	0	2	100%	0%
VOLVO	V70	1	1	0%		1	100%	1	2	100%	0%
ZHEJANG TAIZHOU VENTO	111 250		1	100%		1	100%	0	2	100%	0%
ACURA	RL		1	100%			100%	0	1	100%	0%
ALESSIA CARABELA	111 250	5	1	-80%	5		-100%	10	1	-90%	0%
ALFA ROMEO	MITO	1		-100%		1	100%	1	1	0%	0%
AUDI	RS7	2		-100%		1	100%	2	1	-50%	0%
AUDI	S5		1	100%			100%	0	1	100%	0%
AUDI	S8		1	100%			100%	0	1	100%	0%
BAIC	BJ20	2	1	-50%			100%	2	1	-50%	0%
BAIC	BJ40	3	1	-67%			100%	3	1	-67%	0%
BAIC	M50			100%		1	100%	0	1	100%	0%
BMW	I3S HIBRIDO		1	100%			100%	0	1	100%	0%
BMW	SERIE 3 HIBRIDO	8	1	-88%	3		-100%	11	1	-91%	0%
BMW	SERIE 8	2	1	-50%			100%	2	1	-50%	0%
BRP	251 650	1	1	0%	1		-100%	2	1	-50%	0%
BRP	651 1000		1	100%			100%	0	1	100%	0%
BUICK	CENTURY			100%	2	1	-50%	2	1	-50%	0%
CAN AM	251-650	5	1	-80%	3		-100%	8	1	-88%	0%
CBO	1000-1500	1	1	0%			100%	1	1	0%	0%
CBO	AUTOBUS FORANEO		1	100%			100%	0	1	100%	0%
CBO	VAN	1		-100%		1	100%	1	1	0%	0%
CF MOTO	111 250		1	100%			100%	0	1	100%	0%
CHONGQING GUANGYU	111 250		1	100%			100%	0	1	100%	0%
CHRYSLER	4 X 2 CAJA SECA			100%		1	100%	0	1	100%	0%
CHRYSLER	CARRYALL		1	100%			100%	0	1	100%	0%
CHRYSLER	D-350,RAM 3500,4000 TANQUE	3	1	-67%			100%	3	1	-67%	0%
CHRYSLER	JEEP J-364		1	100%	1		-100%	1	1	0%	0%
CHRYSLER	MAGNUM			100%		1	100%	0	1	100%	0%
CHRYSLER	RAM SERVICIO PÚBLICO		1	100%			100%	0	1	100%	0%
CHRYSLER	SEBRING / RT	1		-100%	2	1	-50%	3	1	-67%	0%
DINA	4 X 2 PLATAFORMA		1	100%	3		-100%	3	1	-67%	0%
DINA	4 X 2 VOLTEO		1	100%			100%	0	1	100%	0%
DINA	6 X 2 VOLTEO		1	100%			100%	0	1	100%	0%
DINA	AUTOBUS FORANEO		1	100%			100%	0	1	100%	0%
DINAMO	251 650			100%		1	100%	0	1	100%	0%
DINAMO	50-110	1		-100%	2	1	-50%	3	1	-67%	0%
FAW	GF1500			100%		1	100%	0	1	100%	0%
FAW	GF250		1	100%			100%	0	1	100%	0%
FAW	PICK UP			100%		1	100%	0	1	100%	0%
FERRARI	MODENA	1		-100%		1	100%	1	1	0%	0%
FIAT	DUCATO SERVICIO PÚBLICO	1	1	0%			100%	1	1	0%	0%
FIAT	LINEA			100%	1	1	0%	1	1	0%	0%
FIAT	PANDA			100%	1	1	0%	1	1	0%	0%
FORD	B 100		1	100%			100%	0	1	100%	0%
FORD	EXCURSION		1	100%			100%	0	1	100%	0%
FORD	F-350,450,550 CAJA REFRIGERADA	1		-100%		1	100%	1	1	0%	0%
FORD	FIVE HUNDRED	1		-100%	2	1	-50%	3	1	-67%	0%
FORD	FUSION HIBRIDO		1	100%			100%	0	1	100%	0%
FORD	HARLEY DAVIDSON PICK UP		1	100%	2		-100%	2	1	-50%	0%
FORD	INTERCEPTOR	1	1	0%			100%	1	1	0%	0%
FORD	MUSTANG HASTA 84			100%		1	100%	0	1	100%	0%
FORD	PINTO,MAVERICK,FAIRMONT, TOPAZ			100%		1	100%	0	1	100%	0%
FORD	TAURUS	1		-100%		1	100%	1	1	0%	0%
FOTON	AUMARK 3000	2	1	-50%			100%	2	1	-50%	0%
FOTON	AUMARK 4000			100%		1	100%	0	1	100%	0%
FOTON	AUMARK 7000	2	1	-50%			100%	2	1	-50%	0%
FOTON	AUTOBUSES URBANOS	1	1	0%			100%	1	1	0%	0%

FOTON	FOTON	3	1	-67%	1	-100%	4	1	-75%	0%	
GENERAL MOTORS	4 X 2 CAJA REDILAS		1	100%		100%	0	1	100%	0%	
GENERAL MOTORS	AZTEK		1	100%	2	-100%	2	1	-50%	0%	
GENERAL MOTORS	BOLT EV		1	100%	1	-100%	1	1	0%	0%	
GENERAL MOTORS	C-30,35,36,3500 CAJA CONTENEDOR	2	1	-50%		100%	2	1	-50%	0%	
GENERAL MOTORS	C-30,35,36,3500 CAJA MUDANCERA		1	100%		100%	0	1	100%	0%	
GENERAL MOTORS	C-30,35,36,3500 VOLTEO			100%	1	100%	0	1	100%	0%	
GENERAL MOTORS	EIGHTY EIGHT		1	100%		100%	0	1	100%	0%	
GENERAL MOTORS	GRAN PRIX			100%	1	100%	0	1	100%	0%	
GENERAL MOTORS	KODIAK 6 X 2 VOLTEO	2	1	-50%		100%	2	1	-50%	0%	
GENERAL MOTORS	LUMINA			100%	2	1	-50%	2	1	-50%	0%
GENERAL MOTORS	SILHOUETTE	1	1	0%	6	-100%	7	1	-86%	0%	
GIANT	CAJA SECA		1	100%		100%	0	1	100%	0%	
GIANT	PANEL	1	1	0%	1	-100%	2	1	-50%	0%	
HINO	300 HIBRIDO	3	1	-67%		100%	3	1	-67%	0%	
HINO	500 AUTOBUS			100%		100%	0	1	100%	0%	
HONDA	CRZ			100%	1	1	0%	1	1	0%	0%
HUMMER	H2	1	1	0%	1	-100%	2	1	-50%	0%	
HUSQVARNA	651-1000	1	1	0%		100%	1	1	0%	0%	
HYUNDAI	GENESSIS		1	100%		100%	0	1	100%	0%	
HYUNDAI	HD120		1	100%		100%	0	1	100%	0%	
INFINITI	G37		1	100%		100%	0	1	100%	0%	
INFINITI	INFINITI I30, I35, Q45			100%	1	100%	0	1	100%	0%	
INFINITI	Q70		1	100%		100%	0	1	100%	0%	
INFINITI	QX56		1	100%	1	-100%	1	1	0%	0%	
INFINITI	QX60 HIBRIDO		1	100%		100%	0	1	100%	0%	
INTERNATIONAL	4 X 2 TANQUE GAS LP		1	100%		100%	0	1	100%	0%	
INTERNATIONAL	6 X 4 VOLTEO		1	100%		100%	0	1	100%	0%	
INTERNATIONAL	MICROBUS			100%	1	100%	0	1	100%	0%	
ISUZU	ELF 100 CLASE 3		1	100%		100%	0	1	100%	0%	
ISUZU	MICROBUS			100%	1	100%	0	1	100%	0%	
IZUKA	111-250	2	1	-50%	1	-100%	3	1	-67%	0%	
JAC	J4	1	1	0%	1	-100%	2	1	-50%	0%	
JAC	J7			100%		100%	0	1	100%	0%	
JAGUAR	X			100%		100%	0	1	100%	0%	
JMC	VIGUS 3		1	100%		100%	0	1	100%	0%	
KAZUKI KAZE VELOCI											
CARABELA	111 250			100%		100%	0	1	100%	0%	
KEEWAY	651 1000			100%	1	100%	0	1	100%	0%	
KENWORTH	4 X 2 CAJA MUDANCERA	1	1	0%	1	-100%	2	1	-50%	0%	
KENWORTH	4 X 2 CAJA REDILAS	1	1	0%		100%	1	1	0%	0%	
KENWORTH	4 X 2 VOLTEO			100%		100%	0	1	100%	0%	
KENWORTH	6 X 2 CAJA REDILAS		1	100%		100%	0	1	100%	0%	
KENWORTH	6 X 2 VOLTEO			100%		100%	0	1	100%	0%	
KYMCO	251-650		1	100%		100%	0	1	100%	0%	
LAMBORGHINI	AVENTADOR			100%		100%	0	1	100%	0%	
LAND ROVER	DISCOVERY SPORT	2	1	-50%		100%	2	1	-50%	0%	
LEGALIZADO	CAMION	1	1	0%		100%	1	1	0%	0%	
LIFAN	111-250			100%	1	1	0%	1	1	0%	0%
LINCOLN	NAUTILUS	1		-100%		100%	1	1	0%	0%	
LINCOLN	TOWN CAR			100%		100%	0	1	100%	0%	
MAZDA	PICK UP	1		-100%	6	1	-83%	7	1	-86%	0%
MERCEDES BENZ	AMG GT	3	1	-67%		100%	3	1	-67%	0%	
MERCEDES BENZ	CLASE GLB	1	1	0%		100%	1	1	0%	0%	
MERCEDES BENZ	CLASE SL		1	100%		100%	0	1	100%	0%	
MERCEDES BENZ	CLASE SLC	1	1	0%	1	-100%	2	1	-50%	0%	
MERCEDES BENZ	CLASE V		1	100%		100%	0	1	100%	0%	
MERCEDES BENZ	SPRINTER CREW 316,416,515	1	1	0%		100%	1	1	0%	0%	
MERCEDES BENZ	VITO		1	100%		100%	0	1	100%	0%	
MERCEDES BENZ Y											
FREIGHLINER	4 X 2 CAJA MUDANCERA	1	1	0%		100%	1	1	0%	0%	
MERCURY	MONTEGO	1		-100%		100%	1	1	0%	0%	
MERCURY	MYSTIQUE			100%		100%	0	1	100%	0%	
MITSUBISHI	OUTLANDER HIBRIDO		1	100%		100%	0	1	100%	0%	
MOTO ROYAL	251 650			100%		100%	0	1	100%	0%	
MT MOTORS	111-250			100%		100%	0	1	100%	0%	
NISSAN	350Z		1	100%		100%	0	1	100%	0%	
NISSAN	CABSTAR CAJA SECA EXTENDIDO	2	1	-50%	1	-100%	3	1	-67%	0%	
NISSAN	LEAF		1	100%		100%	0	1	100%	0%	
NISSAN	NV 2500	1	1	0%	3	-100%	4	1	-75%	0%	
PETERBILT	TRACTOCAMION	1	1	0%		100%	1	1	0%	0%	
PEUGEOT	111-250		1	100%		100%	0	1	100%	0%	
PEUGEOT	5008	1	1	0%	1	-100%	2	1	-50%	0%	
PEUGEOT	508	1	1	0%		100%	1	1	0%	0%	
PEUGEOT	607		1	100%		100%	0	1	100%	0%	

PEUGEOT	EXPERT		1	100%			100%	0	1	100%	0%
PEUGEOT	EXPERT TEPEE PASAJEROS		3	1	-67%		100%	3	1	-67%	0%
PEUGEOT	MANAGER CHASIS		1	1	0%		100%	1	1	0%	0%
POLUX QLINK	111 250		1		-100%		1	1	1	0%	0%
PORSCHE	CAYMAN		2		-100%		1	1	1	-50%	0%
RENAULT	TWIZY ZE		1		-100%		1	1	1	-50%	0%
SCANIA	6 X 4 REVOLVEDORA			1	100%		100%	0	1	100%	0%
SEAT	EXEO		2		-100%		1	2	1	-50%	0%
SEMIRREMOLQUES	CAJA GANADERA		2	1	-50%		2	4	1	-75%	0%
SPARTAK	S1000		1		-100%		1	2	1	-50%	0%
STERLING	4 X 2 PLATAFORMA			1	100%		100%	0	1	100%	0%
SUBARU	WRX		1	1	0%		100%	1	1	0%	0%
SUNDIRO	251-650				100%		1	0	1	100%	0%
SUZUKI	1001-2000		2	1	-50%		1	3	1	-67%	0%
SUZUKI	BALENO			1	100%		100%	0	1	100%	0%
T MONTERREY	6 X 2 VOLTEO			1	100%		100%	0	1	100%	0%
TOYOTA	LAND CRUISER		3	1	-67%		100%	3	1	-67%	0%
TRECK MOTORS	111 250			1	100%		100%	0	1	100%	0%
TRECK MOTORS CARABELA KURAZAI ISLO	111 250		1		-100%		1	1	1	0%	0%
VAM	V. A. M.		3		-100%		2	5	1	-80%	0%
VELOCI MOTORS	251 650			1	100%		100%	0	1	100%	0%
VELOCI MOTORS	50 110			1	100%		100%	0	1	100%	0%
VENTO	50-110				100%		1	0	1	100%	0%
VOLKSWAGEN	6 X 2 PLATAFORMA			1	100%		100%	0	1	100%	0%
VOLKSWAGEN	COMBI PANEL				100%		2	2	1	-50%	0%
VOLKSWAGEN	CRAFTER MICROBUS				100%		1	1	1	0%	0%
VOLKSWAGEN	EOS		1		-100%		1	1	1	0%	0%
VOLKSWAGEN	EUROVAN SERVICIO PÚBLICO			1	100%		100%	0	1	100%	0%
VOLKSWAGEN	MICROBUS			1	100%		1	1	1	0%	0%
VOLVO	C70				100%		1	0	1	100%	0%
VOLVO	V40		3	1	-67%		2	5	1	-80%	0%
VOLVO	XC60 HIBRIDO				100%		1	0	1	100%	0%
VOLVO	XC90 HIBRIDO			1	100%		100%	0	1	100%	0%
ZACUA	M3				100%		1	0	1	100%	0%
ZHEJANG TAIZHOU	111 250				100%		1	0	1	100%	0%
ACURA	RLX		1		-100%		100%	1	0	-100%	0%
ALFA ROMEO	SPIDER		1		-100%		100%	1	0	-100%	0%
AUDI	A8		3		-100%		100%	3	0	-100%	0%
AUDI	RS5		2		-100%		100%	2	0	-100%	0%
AUTOCAR	AUTOCAR		1		-100%		100%	1	0	-100%	0%
BKM	111 250				100%		1	1	0	-100%	0%
BMW	E PACE		1		-100%		100%	1	0	-100%	0%
BMW	I3 ELECTRICO				100%		1	1	0	-100%	0%
BMW	SERIE Z				100%		3	3	0	-100%	0%
BMW	X5 HIBRIDO		2		-100%		100%	2	0	-100%	0%
BRP	111 250		1		-100%		100%	1	0	-100%	0%
CADILLAC	BLS		3		-100%		1	4	0	-100%	0%
CADILLAC	SEVILLE		1		-100%		100%	1	0	-100%	0%
CARABELA KURAZAI ISLO	111 250				100%		1	1	0	-100%	0%
CHANGAN	PICK UP				100%		1	1	0	-100%	0%
CHRYSLER	D-150 PICK UP		1		-100%		1	2	0	-100%	0%
CHRYSLER	H300		2		-100%		100%	2	0	-100%	0%
CHRYSLER	RAM MEGA PICK UP		6		-100%		1	7	0	-100%	0%
CHRYSLER	VOLARE, SUPER BEE, STEALTH				100%		1	1	0	-100%	0%
DINA	6 X 2 CAJA SECA		1		-100%		100%	1	0	-100%	0%
DINA	6 X 4 TOLVA		1		-100%		100%	1	0	-100%	0%
DINA	VANETTE		1		-100%		100%	1	0	-100%	0%
FERRARI	CALIFORNIA		1		-100%		100%	1	0	-100%	0%
FERRARI	F355		1		-100%		100%	1	0	-100%	0%
FIAT	500X		1		-100%		100%	1	0	-100%	0%
FIAT	ALBEA		1		-100%		100%	1	0	-100%	0%
FIAT	GRANDE PUNTO		2		-100%		100%	2	0	-100%	0%
FORD	4 X 2 CAJA SECA		1		-100%		100%	1	0	-100%	0%
FORD	COUGAR				100%		2	2	0	-100%	0%
FORD	CROWN VICTORIA				100%		1	1	0	-100%	0%
FORD	F-350,450,550 TANQUE		1		-100%		1	2	0	-100%	0%
FORD	GHIA				100%		2	2	0	-100%	0%
FORZA LX	111 250		1		-100%		100%	1	0	-100%	0%
FOTON	AUMARK 2000		1		-100%		100%	1	0	-100%	0%
FREIGHTLINER	AUTOBUS URBANO		1		-100%		100%	1	0	-100%	0%
GENERAL MOTORS	6 X 2 CAJA SECA		1		-100%		100%	1	0	-100%	0%
GENERAL MOTORS	C-30,C-35,C-36,C-3500, PLATAFORMA		2		-100%		100%	2	0	-100%	0%

GENERAL MOTORS	CITATION, CELEBRITY,IMPALA Y MALIBU	1	-100%		100%	1	0	-100%	0%
GENERAL MOTORS	1981 Y ANTERIO		100%		-100%	1	0	-100%	0%
GENERAL MOTORS	FIREBIRD TRANS AM	1	-100%		100%	1	0	-100%	0%
GENERAL MOTORS	G4		100%	3	-100%	3	0	-100%	0%
GENERAL MOTORS	GRAN AM	1	-100%		100%	2	0	-100%	0%
GENERAL MOTORS	MICROBUS		100%	2	-100%	2	0	-100%	0%
GENERAL MOTORS	SOLSTICE		100%	1	-100%	1	0	-100%	0%
GENERAL MOTORS	SPARK ELECTRICO		100%	1	-100%	1	0	-100%	0%
GIANT	PICK-UP		100%	1	-100%	1	0	-100%	0%
HARLEY-DAVIDSON	251-650		100%	2	-100%	2	0	-100%	0%
HONDA	CROSSTOUR	2	-100%		100%	2	0	-100%	0%
HUMMER	H2 SUT PICK UP	1	-100%		100%	1	0	-100%	0%
HYUNDAI	AVANZA	1	-100%		100%	1	0	-100%	0%
HYUNDAI	H300	3	-100%	1	-100%	4	0	-100%	0%
IMPORTADOS	TRACTOCAMION	1	-100%		100%	1	0	-100%	0%
INDIAN	1001 2000	3	-100%		100%	3	0	-100%	0%
INFINITI	FX50	3	-100%	1	-100%	4	0	-100%	0%
INFINITI	M56	1	-100%		100%	1	0	-100%	0%
INTERNATIONAL	4 X 2 VOLTEO	1	-100%		100%	1	0	-100%	0%
INTERNATIONAL	6 X 2 CAJA SECA	1	-100%		100%	1	0	-100%	0%
INTERNATIONAL	6 X 2 VOLTEO	1	-100%		100%	1	0	-100%	0%
IRON CLAN MOTORS	111 250	11	-100%	13	-100%	24	0	-100%	0%
IZUKA	251-650		100%	1	-100%	1	0	-100%	0%
JAC	EJ4 ELECTRICO	1	-100%		100%	1	0	-100%	0%
JAGUAR	I PACE ELECTRICO	1	-100%		100%	1	0	-100%	0%
JIA YUAN	CITY SPIRIT ELECTRICO	1	-100%		100%	1	0	-100%	0%
KAMAJI	111-250	1	-100%		100%	1	0	-100%	0%
KAZUKI	111 250	1	-100%	1	-100%	2	0	-100%	0%
KEEWAY	251 650		100%	1	-100%	1	0	-100%	0%
KENWORTH	6 X 2 CAJA MUDANCERA		100%	1	-100%	1	0	-100%	0%
KIRI	SEED	1	-100%		100%	1	0	-100%	0%
KURAZAI	251-650		100%	1	-100%	1	0	-100%	0%
LEXUS	LEXUS		100%	1	-100%	1	0	-100%	0%
LINCOLN	LS	2	-100%		100%	2	0	-100%	0%
LINCOLN	MKS		100%	1	-100%	1	0	-100%	0%
LINCOLN	MKZ HIBRIDO	1	-100%		100%	1	0	-100%	0%
MASERATI	COUPE	2	-100%		100%	2	0	-100%	0%
MASERATI	GT	1	-100%		100%	1	0	-100%	0%
MASERATI	LEVANTE	3	-100%		100%	3	0	-100%	0%
MERCEDES BENZ	CLASE CLS	5	-100%	1	-100%	6	0	-100%	0%
MERCEDES BENZ	CLASE R	2	-100%		100%	2	0	-100%	0%
MERCEDES BENZ	SPRINTER CAJA SECA (416,415)	1	-100%	1	-100%	2	0	-100%	0%
MERCEDES BENZ	SPRINTER PLATAFORMA	1	-100%		100%	1	0	-100%	0%
MERCEDES BENZ Y									
FREIGHLINER	4 X 2 VOLTEO		100%	1	-100%	1	0	-100%	0%
MERCURY	GRAND MARQUIS MOD. 2000 AL 2004	1	-100%		100%	1	0	-100%	0%
MERCURY	MILAN		100%	2	-100%	2	0	-100%	0%
MITSUBISHI	GRANDIS	1	-100%	1	-100%	2	0	-100%	0%
MITSUBISHI	SPACESTAR		100%	1	-100%	1	0	-100%	0%
MV AGUSTA	1001-2000		100%	2	-100%	2	0	-100%	0%
MV AGUSTA	651-1000	2	-100%		100%	2	0	-100%	0%
NISSAN	240SX		100%	1	-100%	1	0	-100%	0%
NISSAN	ARMADA	3	-100%	1	-100%	4	0	-100%	0%
NISSAN	GT-R	1	-100%		100%	1	0	-100%	0%
PEUGEOT	406		100%	1	-100%	1	0	-100%	0%
PIAGGIO	PICK-UP		100%	1	-100%	1	0	-100%	0%
POLARIS	50-110	1	-100%		100%	1	0	-100%	0%
PORSCHE	PANAMERA HIBRIDO	1	-100%		100%	1	0	-100%	0%
RENAULT	TRAFFIC PANEL		100%	1	-100%	1	0	-100%	0%
ROLLS ROYCE	SILVER	1	-100%		100%	1	0	-100%	0%
SCANIA	AUTOBUS URBANO	2	-100%		100%	2	0	-100%	0%
SEAT	FREETRACK	1	-100%		100%	1	0	-100%	0%
SEMIRREMOLQUES	JAULA GANADERA RETRACTIL		100%	2	-100%	2	0	-100%	0%
STERLING	4 X 2 TANQUE		100%	1	-100%	1	0	-100%	0%
SUBARU	BRZ	1	-100%		100%	1	0	-100%	0%
SUBARU	LEGACY	1	-100%		100%	1	0	-100%	0%
SUNDIRO	111-250	1	-100%		100%	1	0	-100%	0%
SUZUKI	XL7		100%	1	-100%	1	0	-100%	0%
TOYOTA	COROLLA HIBRIDO	2	-100%		100%	2	0	-100%	0%
TOYOTA	MR2	1	-100%		100%	1	0	-100%	0%
TRIUMPH	2001-2500	1	-100%		100%	1	0	-100%	0%
TURISTAS	CAMIONES	3	-100%	1	-100%	4	0	-100%	0%
TVS	50-110	1	-100%		100%	1	0	-100%	0%
VESPA	111-250	1	-100%		100%	1	0	-100%	0%
VOLKSWAGEN	4 X 2 PLATAFORMA	1	-100%		100%	1	0	-100%	0%

VOLKSWAGEN	CC	1		-100%			100%	1	0	-100%	0%
VOLKSWAGEN	CRAFTER CAJA REDILAS	1		-100%			100%	1	0	-100%	0%
VOLKSWAGEN	POINTER STATION WAGON	2		-100%		1	-100%	3	0	-100%	0%
VOLVO	S80	1		-100%		1	-100%	2	0	-100%	0%
VOLVO	S90	1		-100%			100%	1	0	-100%	0%
ZACUA	M2			100%		1	-100%	1	0	-100%	0%
ZANETTI	111-250			100%		1	-100%	1	0	-100%	0%
TOTAL GENERAL		42056	36687	-13%	26631	24727	-7%	68687	61414	-11%	100%

PORCENTAJE DE PARTICIPACIÓN POR TIPO DE ROBO Y POR AÑO.

61% 60%

39% 40%



VEHÍCULOS ROBADOS AL SECTOR ASEGURADOR POR MUNICIPIO, A NIVEL NACIONAL, DURANTE EL PERIODO 01/01/2021 AL 31/12/2021 Y SU COMPORTAMIENTO DURANTE 2017, 2018, 2019 Y 2020 EN EL MISMO PERIODO, ORDENADO POR LOS MUNICIPIOS CON MÁS ROBOS DURANTE 2021.



ENTIDAD FEDERATIVA	MUNICIPIO	lugar en 2017	lugar en 2018	lugar en 2019	lugar en 2020	lugar en 2021	TOTAL NACIONAL					
							2017	2018	2019	2020	2021	% DE INCR. EN 2021
JALISCO	GUADALAJARA	2	2	1	1	1	6109	6324	6303	5106	4918	-4%
MEXICO	ECATEPEC DE MORELOS	1	1	2	2	2	6748	6751	5532	4520	3845	-15%
JALISCO	ZAPOPAN	5	6	4	3	3	2599	2209	2286	1929	2033	5%
MEXICO	TLALNEPANTLA DE BAZ	3	3	5	4	4	3017	2887	2205	1876	1736	-7%
MEXICO	NAUCALPAN DE JUAREZ	6	7	8	8	5	2558	2046	1620	1508	1686	12%
SINALOA	CULIACAN	4	5	7	6	6	2683	2484	1962	1606	1545	-4%
PUEBLA	PUEBLA	7	4	3	5	7	1791	2618	2392	1631	1249	-23%
MEXICO	CUAUTITLAN IZCALLI	13	14	13	10	8	1140	1125	1204	1084	1121	3%
MEXICO	TULTITLAN	19	17	19	12	9	882	1019	989	982	1032	5%
JALISCO	TLAQUEPAQUE	17	21	17	18	10	925	894	1006	789	1007	28%
QUERETARO	QUERETARO	16	15	15	13	11	945	1104	1036	966	921	-5%
BAJA CALIFORNIA	TIJUANA	12	13	11	11	12	1167	1201	1231	1008	920	-9%
MEXICO	TOLUCA	14	19	21	16	13	1069	972	951	835	915	10%
SAN LUIS POTOSI	SAN LUIS POTOSI	48	42	23	19	14	479	599	824	708	838	18%
CIUDAD DE MÉXICO	GUSTAVO A. MADERO	8	10	10	15	15	1657	1461	1332	919	794	-14%
CIUDAD DE MÉXICO	IZTAPALAPA	9	8	9	9	16	1614	1702	1432	1189	776	-35%
MEXICO	CUAUTITLAN	28	20	16	17	17	716	963	1019	799	747	-7%
MORELOS	CUERNAVACA	39	37	31	20	18	593	641	696	707	633	-10%
MEXICO	DESCONOCIDO	136	119	301	372	19	86	131	20	12	632	5167%
MEXICO	NEZAHUALCOYOTL	11	11	12	14	20	1531	1341	1207	934	606	-35%
MICHOACAN	URUAPAN	46	35	25	29	21	498	668	785	620	569	-8%
MEXICO	COACALCO DE BERRIOZABAL	32	26	26	26	22	662	777	775	648	561	-13%
MEXICO	ATIZAPAN DE ZARAGOZA	45	44	40	34	23	503	529	547	507	547	8%
MICHOACAN	MORELIA	24	30	34	39	24	773	742	602	477	541	13%
JALISCO	TONALA	47	41	14	21	25	485	600	1114	705	540	-23%
NUEVO LEON	MONTERREY	23	27	27	24	26	819	774	770	665	538	-19%
GUANAJUATO	CELAYA	29	12	6	7	27	699	1304	2010	1519	536	-65%
MEXICO	TECAMAC	15	18	20	22	28	1035	1018	963	694	519	-25%
AGUASCALIENTES	AGUASCALIENTES	52	47	47	44	29	431	515	470	415	497	20%
JALISCO	TLAJOMULCO DE ZUDIGA	41	46	38	41	30	536	523	558	465	473	2%
GUANAJUATO	LEON	35	23	28	23	31	646	807	765	692	472	-32%
MEXICO	CHIMALHUACAN	42	39	37	30	32	534	616	561	614	447	-27%
VERACRUZ	VERACRUZ	20	22	29	27	33	870	835	726	640	446	-30%
CIUDAD DE MÉXICO	CUAUHTEMOC	25	28	30	33	34	770	773	711	516	435	-16%
MEXICO	CHALCO	37	34	43	32	35	617	668	489	534	422	-21%
CHIHUAHUA	JUAREZ	44	49	39	40	36	514	495	554	471	417	-11%
CHIHUAHUA	CHIHUAHUA	31	38	44	42	37	668	631	482	451	411	-9%
CIUDAD DE MÉXICO	BENITO JUAREZ	18	16	22	25	38	920	1037	873	655	406	-38%
QUINTANA ROO	BENITO JUAREZ	70	58	45	43	39	267	381	478	428	394	-8%
CIUDAD DE MÉXICO	COYOACAN	27	25	24	28	40	742	792	806	629	388	-38%
CIUDAD DE MÉXICO	TLALPAN	30	31	32	31	41	698	733	677	577	361	-37%
CIUDAD DE MÉXICO	AZCAPOTZALCO	26	29	33	37	42	753	761	655	479	348	-27%
MEXICO	ATIZAPAN	54	51	46	47	43	408	471	471	365	315	-14%
TABASCO	CENTRO	10	9	18	38	44	1562	1564	999	478	297	-38%
BAJA CALIFORNIA	MEXICALI	40	57	55	54	45	540	389	347	290	295	2%
GUERRERO	ACAPULCO DE JUAREZ	22	24	36	49	46	849	793	583	332	293	-12%
GUANAJUATO	SALAMANCA	72	54	61	35	47	261	457	316	489	292	-40%
CIUDAD DE MÉXICO	VENUSTIANO CARRANZA	43	48	49	46	48	516	510	425	378	273	-28%
CIUDAD DE MÉXICO	ALVARO OBREGON	33	33	42	45	49	655	676	545	406	269	-34%
GUANAJUATO	IRAPUATO	53	43	51	58	50	429	553	389	259	268	3%
MEXICO	NICOLAS ROMERO	77	72	58	55	51	211	288	330	289	263	-9%
CIUDAD DE MÉXICO	MIGUEL HIDALGO	36	36	41	50	52	625	643	546	328	262	-20%

NUEVO LEON	APODACA	62	66	56	48	53	330	329	343	362	260	-28%
MEXICO	ZUMPANGO	60	62	72	61	54	344	348	244	236	253	7%
SINALOA	MAZATLAN	66	79	69	64	55	310	239	270	223	251	13%
VERACRUZ	COATZACOALCOS	34	56	64	56	56	653	418	301	286	241	-16%
TAMAULIPAS	REYNOSA	21	32	50	57	57	861	710	421	261	240	-8%
NUEVO LEON	GUADALUPE	59	65	59	62	58	354	333	323	231	234	1%
MEXICO	PAZ LA	51	45	35	36	59	436	527	584	488	230	-53%
MEXICO	IXTAPALUCA	56	61	60	52	60	401	362	319	299	227	-24%
CIUDAD DE MÉXICO	IZTACALCO	49	50	53	53	61	459	474	377	296	224	-24%
MEXICO	TULTEPEC	99	96	78	63	62	145	165	204	229	218	-5%
MORELOS	JIUTEPEC	87	88	84	80	63	179	186	188	159	211	33%
SONORA	HERMOSILLO	38	53	63	60	64	611	463	301	244	208	-15%
CIUDAD DE MÉXICO	XOCHIMILCO	76	69	62	51	65	214	311	304	326	204	-37%
PUEBLA	SAN MARTIN TEXMELUCAN	111	76	73	75	66	114	271	227	180	203	13%
QUERETARO	SAN JUAN DEL RIO	92	82	85	83	67	158	221	185	150	189	26%
MEXICO	METEPEC	90	104	101	97	68	164	151	144	124	185	49%
MEXICO	TEXCOCO	58	60	65	66	69	359	365	300	210	175	-17%
NUEVO LEON	SAN NICOLAS DE LOS GARZA	67	71	67	68	70	306	293	286	205	175	-15%
VERACRUZ	CORDOBA	57	64	57	73	71	374	345	334	191	173	-9%
CIUDAD DE MÉXICO	TLAHUAC	85	81	80	70	72	183	221	198	193	171	-11%
HIDALGO	PACHUCA DE SOTO	63	70	66	69	73	322	309	297	203	167	-18%
MICHOACAN	ZAMORA	91	117	92	76	74	162	133	163	176	162	-8%
VERACRUZ	XALAPA	64	67	70	67	75	318	329	268	208	153	-26%
CHIAPAS	TUXTLA GUTIERREZ	69	63	68	79	76	292	347	284	160	153	-4%
OAXACA	OAXACA DE JUAREZ	73	87	74	78	77	237	187	224	167	147	-12%
DURANGO	DURANGO	112	127	130	115	78	113	112	104	99	143	44%
MEXICO	VALLE DE CHALCO SOLIDARIDAD	88	86	75	94	79	174	190	209	128	140	9%
JALISCO	SALTO EL	107	112	94	103	80	124	139	158	113	138	22%
COAHUILA	TORREON	78	74	71	74	81	208	281	247	184	137	-26%
GUANAJUATO	VILLAGRAN	290	291	146	99	82	22	25	78	122	136	11%
QUINTANA ROO	SOLIDARIDAD	155	137	116	113	83	67	96	119	100	135	35%
MICHOACAN	LAZARO CARDENAS	68	78	77	92	84	293	244	205	129	134	4%
MEXICO	ACOLMAN	82	91	90	93	85	187	177	172	129	132	2%
JALISCO	PUERTO VALLARTA	118	106	110	111	86	108	151	131	104	129	24%
CIUDAD DE MÉXICO	MAGDALENA CONTRERAS LA	108	115	88	87	87	123	136	176	136	126	-7%
BAJA CALIFORNIA	ENSENADA	97	107	87	91	88	148	150	178	130	124	-5%
NUEVO LEON	GENERAL ESCOBEDO	98	93	95	88	89	148	171	157	133	122	-8%
MEXICO	HUEHUETOCA	123	118	104	104	90	98	131	139	110	122	11%
GUANAJUATO	CORTAZAR	237	173	106	82	91	32	64	138	155	120	-23%
GUERRERO	CHILPANCINGO DE LOS BRAVO	65	73	83	89	92	310	286	188	131	120	-8%
MEXICO	TEPOTZOTLAN	119	103	91	81	93	108	152	168	155	118	-24%
COAHUILA	SALTILLO	102	97	102	84	94	136	164	142	150	118	-21%
SONORA	CAJEME	94	95	81	85	95	156	165	194	144	116	-19%
HIDALGO	TULA DE ALLENDE	101	100	103	96	96	138	159	142	126	114	-10%
HIDALGO	TIZAYUCA	104	128	137	116	97	129	109	86	95	113	19%
GUANAJUATO	SILAO	141	108	97	71	98	83	145	154	192	112	-42%
JALISCO	LAGOS DE MORENO	148	145	126	101	99	75	87	109	116	112	-3%
TABASCO	VILLAHERMOSA		1356	89	65	100		1	173	220	109	-50%
GUANAJUATO	APASEO EL GRANDE	187	176	105	90	101	48	62	139	131	109	-17%
CIUDAD DE MÉXICO	CUAJIMALPA DE MORELOS	142	123	122	119	102	82	119	112	93	107	15%
MEXICO	LERMA	144	151	147	107	103	81	81	76	107	106	-1%
PUEBLA	TECAMACHALCO	83	52	48	72	104	186	464	439	191	105	-45%
TLAXCALA	TLAXCALA	95	83	82	108	105	155	197	190	105	105	0%
QUERETARO	MARQUES EL	131	98	108	118	106	91	163	133	93	105	13%
YUCATAN	MERIDA	89	92	98	95	107	165	176	152	128	101	-21%
TABASCO	CARDENAS	55	59	54	59	108	402	367	351	253	100	-60%
SAN LUIS POTOSI	SOLEDAD DE GRACIANO SANCHEZ	193	144	111	100	109	46	88	131	120	99	-18%
MICHOACAN	APATZINGAN	71	55	79	77	110	266	432	203	175	95	-46%
COLIMA	MANZANILLO	129	148	127	117	111	92	84	107	94	94	0%
ZACATECAS	ZACATECAS	169	168	170	172	112	57	68	57	45	94	109%

PUEBLA	TEHUACAN	50	40	52	105	113	453	604	382	109	91	-17%
MEXICO	CHICOLAPAN	110	90	112	124	114	120	181	130	87	90	3%
QUERETARO	CORREGIDORA	139	136	134	123	115	84	100	90	88	88	0%
PUEBLA	CUAUTLACINGO	152	120	96	128	116	73	130	157	83	86	4%
GUANAJUATO	GUANAJUATO	158	141	128	114	117	65	92	106	99	85	-14%
JALISCO	TEPATITLAN DE MORELOS	162	175	141	129	118	63	62	84	83	85	2%
MEXICO	HUIXQUILUCAN	113	124	129	98	119	112	118	105	123	83	-33%
VERACRUZ	BOCA DEL RIO	96	109	107	102	120	152	143	136	114	83	-27%
NAYARIT	TEPIC	151	131	144	153	121	74	106	81	59	83	41%
MORELOS	CUAUTLA	122	125	119	112	122	99	117	115	104	78	-25%
PUEBLA	AMAZOC	125	84	125	120	123	97	197	109	93	76	-18%
GUANAJUATO	SAN MIGUEL DE ALLENDE	197	167	150	171	124	44	69	71	46	76	65%
NUEVO LEON	SANTA CATARINA	114	155	118	132	125	112	78	118	81	75	-7%
MEXICO	NEXTLALPAN	159	161	252	170	126	65	74	27	48	72	50%
PUEBLA	SAN ANDRES CHOLULA	109	105	93	109	127	122	151	161	104	71	-32%
NUEVO LEON	CADEREYTA JIMENEZ	130	129	166	127	128	91	109	62	84	71	-15%
MORELOS	TEMIXCO	174	197	159	137	129	53	50	67	72	70	-3%
TAMAULIPAS	TAMPICO	79	122	132	139	130	206	124	92	70	70	0%
NUEVO LEON	GARCIA	170	152	149	142	131	55	81	71	68	70	3%
ZACATECAS	FRESNILLO	293	297	290	254	132	22	24	22	23	70	204%
DESCONOCIDO	DESCONOCIDO	259	414	413	363	133	27	12	11	13	69	431%
COLIMA	COLIMA	146	181	181	136	134	76	57	48	74	68	-8%
PUEBLA	SAN PEDRO CHOLULA	164	156	114	140	135	60	78	127	68	68	0%
MEXICO	TEOLOYUCAN	134	147	140	150	136	88	86	85	61	68	11%
VERACRUZ	ACAYUCAN	167	138	109	122	137	59	96	132	88	67	-24%
GUERRERO	ZIHUATANEJO DE AZUETA	93	114	115	135	138	157	137	123	76	67	-12%
VERACRUZ	ORIZABA	81	89	123	133	139	195	184	111	81	66	-19%
VERACRUZ	MINATITLAN	61	77	86	86	140	340	267	178	140	65	-54%
DURANGO	GOMEZ PALACIO	126	132	131	126	141	96	102	97	84	65	-23%
TABASCO	COMALCALCO	74	68	99	110	142	230	317	145	104	64	-38%
VERACRUZ	TIERRA BLANCA	227	172	176	168	143	35	65	51	48	62	29%
VERACRUZ	POZA RICA DE HIDALGO	75	101	120	134	144	217	154	113	80	60	-25%
GUANAJUATO	APASEO EL ALTO	294	270	178	144	145	21	28	50	67	59	-12%
GUANAJUATO	SANTA CRUZ DE JUVENTINO ROSAS	477	352	284	152	146	8	18	23	60	58	-3%
NUEVO LEON	JUAREZ	124	150	157	131	147	97	81	67	82	56	-32%
TABASCO	CUNDUACAN	86	85	136	154	148	183	194	87	57	56	-2%
TAMAULIPAS	NUEVO LAREDO	140	142	139	125	149	84	88	85	87	55	-37%
SINALOA	AHOME	117	102	113	106	150	110	154	129	109	54	-50%
GUANAJUATO	SALVATIERRA	366	365	197	138	151	13	16	42	72	53	-26%
TLAXCALA	APIZACO	84	94	117	143	152	184	166	118	67	53	-21%
TLAXCALA	CALPULALPAN	80	99	100	167	153	197	160	145	48	53	10%
MEXICO	ZINACANTEPEC	239	227	205	193	154	32	37	40	38	53	39%
MORELOS	EMILIANO ZAPATA	260	229	196	173	155	27	37	42	45	52	16%
VERACRUZ	COSAMALOAPAN DE CARPIO	592	311	177	260	156	6	23	51	22	52	136%
PUEBLA	ATLIXCO	175	140	168	163	157	53	93	60	49	51	4%
SONORA	NOGALES	176	257	164	189	158	53	31	64	39	50	28%
VERACRUZ	TUXPAN	188	204	190	226	159	48	46	44	28	50	79%
QUINTANA ROO	TULUM	696	503	300	241	160	4	9	21	26	50	92%
PUEBLA	ESPERANZA	133	80	133	148	161	89	225	91	64	49	-23%
TABASCO	PARAISO	135	116	167	157	162	88	134	60	52	49	-6%
JALISCO	OCOTLAN	230	201	213	166	163	34	47	37	49	49	0%
GUANAJUATO	SAN JOSE ITURBIDE	315	245	228	200	164	19	33	33	35	49	40%
JALISCO	ZAPOTLANEJO	254	241	175	162	165	29	34	52	51	48	-6%
MORELOS	XOCHITEPEC	261	276	249	169	166	27	27	28	48	46	-4%
TABASCO	HUIMANGUILLO	116	113	121	130	167	111	139	113	82	45	-45%
PUEBLA	CORONANGO	209	146	145	149	168	40	87	80	62	45	-27%
MEXICO	TEOTIHUACAN	212	178	172	155	169	39	60	55	55	45	-18%
HIDALGO	TULANCINGO DE BRAVO	105	111	124	121	170	127	139	110	92	44	-52%
MEXICO	MELCHOR OCAMPO	207	216	200	159	171	40	40	41	52	44	-15%
MEXICO	AMECAMECA	221	190	204	233	172	36	53	40	27	43	59%

HIDALGO	MINERAL DE LA REFORMA	179	183	198	198	173	51	56	41	35	42	20%
GUANAJUATO	SAN LUIS DE LA PAZ	269	268	265	221	174	25	28	25	30	42	40%
MEXICO	JILOTEPEC	143	164	158	156	175	81	70	67	54	41	-24%
JALISCO	ARANDAS	238	300	234	204	176	32	23	32	34	41	21%
BAJA CALIFORNIA	PLAYAS DE ROSARITO	189	184	203	199	177	47	56	40	35	40	14%
TAMAULIPAS	MATAMOROS	156	159	195	202	178	67	76	42	34	40	18%
MORELOS	YAUTEPEC	203	235	222	207	179	42	35	35	33	40	21%
NAYARIT	BAHIA DE BANDERAS	275	188	216	160	180	24	55	36	52	39	-25%
MICHOACAN	JACONA	333	284	266	181	181	17	26	25	42	39	-7%
TABASCO	NACAJUCA	138	134	155	188	182	85	101	68	39	39	0%
CHIAPAS	SAN CRISTOBAL DE LAS CASAS	228	230	180	243	183	34	36	49	25	39	56%
SAN LUIS POTOSI	MATEHUALA	247	301	267	394	184	31	23	25	11	39	255%
CIUDAD DE MÉXICO	DESCONOCIDO	150	182	236	472	185	74	56	31	7	39	457%
MEXICO	ATLACOMULCO	234	170	179	174	186	33	66	49	44	38	-14%
HIDALGO	TEPEJI DEL RIO DE OCAMPO	190	193	163	177	187	47	52	65	43	38	-12%
PUEBLA	TEPEACA	106	75	76	179	188	127	278	208	42	38	-10%
CAMPECHE	CARMEN	161	174	171	197	189	64	63	57	35	38	9%
TAMAULIPAS	CIUDAD MADERO	128	180	202	214	190	95	57	40	31	38	23%
PUEBLA	HUEJOTZINGO	226	179	143	141	191	35	59	82	68	37	-46%
COLIMA	VILLA DE ALVAREZ	289	333	260	292	192	22	19	27	18	37	106%
MICHOACAN	PATZCUARO	180	203	219	186	193	51	46	35	40	36	-10%
MICHOACAN	MUGICA	191	162	263	216	194	47	73	26	31	36	16%
PUEBLA	ACATZINGO	222	110	135	301	195	36	140	88	17	36	112%
JALISCO	TEQUILA	430	378	345	399	196	10	15	15	11	36	227%
MEXICO	SAN MATEO ATENCO	225	215	254	235	197	35	41	27	27	35	30%
MICHOACAN	PIEDAD LA	145	158	156	180	198	79	77	68	42	34	-19%
MEXICO	TEZOYUCA	168	196	154	183	199	57	50	69	41	34	-17%
MEXICO	JALTENCO	202	198	271	205	200	42	50	24	34	34	0%
BAJA CALIFORNIA	TECATE	224	223	239	230	201	35	38	29	28	34	21%
JALISCO	SAN JUAN DE LOS LAGOS	206	240	240	161	202	40	34	29	52	33	-37%
CIUDAD DE MÉXICO	MILPA ALTA	250	252	210	203	203	30	32	38	34	33	-3%
MEXICO	OTUMBA	208	199	183	223	204	40	50	47	29	33	14%
JALISCO	ENCARNACION DE DIAZ	553	396	357	231	205	6	14	14	28	32	14%
GUERRERO	IGUALA DE LA INDEPENDENCIA	147	130	142	145	206	76	107	82	65	31	-52%
VERACRUZ	COSOLEACAQUE	103	126	160	146	207	130	116	66	65	31	-52%
SINALOA	GUASAVE	171	192	184	158	208	55	52	46	52	31	-40%
COAHUILA	RAMOS ARIZPE	351	316	364	232	209	15	22	13	28	31	11%
CHIHUAHUA	CUAUHTEMOC	348	468	339	299	210	15	10	16	18	31	72%
GUANAJUATO	VALLE DE SANTIAGO	256	187	148	176	211	28	56	74	43	30	-30%
VERACRUZ	PEROTE	149	195	208	218	212	75	50	38	30	30	0%
VERACRUZ	MEDELLIN	233	266	275	184	213	34	28	24	41	29	-29%
TAMAULIPAS	VICTORIA	132	194	189	194	214	90	50	44	37	29	-22%
MORELOS	HUITZILAC	324	256	274	211	215	18	32	24	32	29	-9%
MEXICO	COYOTEPEC	280	348	229	229	216	23	18	33	28	29	4%
JALISCO	TALA	298	315	403	258	217	21	22	11	23	29	26%
BAJA CALIFORNIA SUR	PAZ LA	211	189	206	165	218	39	53	39	49	28	-43%
TLAXCALA	HUAMANTLA	115	133	138	192	219	112	101	86	38	28	-26%
NUEVO LEON	SAN PEDRO GARZA GARCIA	198	154	194	195	220	44	80	42	37	28	-24%
VERACRUZ	FORTIN	154	177	173	210	221	70	61	52	32	28	-13%
GUANAJUATO	COMONFORT	736	319	295	327	222	3	22	21	15	28	87%
NUEVO LEON	PESQUERIA	302	304	242	191	223	21	23	29	39	27	-31%
MICHOACAN	ZITACUARO	334	334	224	234	224	17	19	35	27	27	0%
GUANAJUATO	SAN FRANCISCO DEL RINCON	295	254	211	253	225	21	32	38	23	27	17%
MICHOACAN	HIDALGO	410	445	390	351	226	11	11	12	14	27	93%
JALISCO	IXTLAHUACAN DE LOS MEMBRILLOS	309	307	426	381	227	20	23	10	12	27	125%
GUANAJUATO	ACAMBARO	338	264	282	222	228	16	29	23	30	26	-13%
ZACATECAS	GUADALUPE	199	239	256	261	229	44	34	27	22	26	18%
MICHOACAN	TANGANCICUARO	388	403	358	307	230	12	13	14	17	26	53%
TLAXCALA	CHIAUTEMPAN	278	202	278	316	231	24	47	23	16	26	63%
QUERETARO	PEDRO ESCOBEDO	329	224	272	240	232	18	38	24	26	25	-4%

PUEBLA	HUAUCHINANGO	185	163	182	175	233	50	72	47	44	24	-45%
QUINTANA ROO	OTHON P. BLANCO	276	253	223	190	234	24	32	35	39	24	-38%
GUANAJUATO	DOLORES HIDALGO	352	309	343	285	235	15	23	15	19	24	26%
NUEVO LEON	CIENEGA DE FLORES	325	325	450	288	236	18	21	9	19	24	26%
JALISCO	ARENAL EL	552	409	412	336	237	6	13	11	15	24	60%
VERACRUZ	COTAXTLA	378	246	399	361	238	13	33	11	13	24	85%
HIDALGO	TEPEAPULCO	252	186	199	392	239	30	56	41	11	24	118%
MEXICO	TIANGUISTENCO	342	467	375	412	240	16	10	13	10	24	140%
COAHUILA	MONCLOVA	217	251	257	201	241	37	32	27	35	23	-34%
HIDALGO	ATOTONILCO DE TULA	251	359	231	209	242	30	16	33	33	23	-30%
MORELOS	JOJUTLA	389	393	318	212	243	12	14	18	32	23	-28%
PUEBLA	IZUCAR DE MATAMOROS	231	206	246	225	244	34	46	28	29	23	-21%
CHIAPAS	PALENQUE	249	210	209	249	245	30	44	38	24	23	-4%
ZACATECAS	CONCEPCION DEL ORO	980			280	246	2			20	23	15%
MEXICO	TLALMANALCO	310	329	352	286	247	20	20	14	19	23	21%
QUINTANA ROO	COZUMEL	336	237	247	314	248	17	35	28	16	23	44%
PUEBLA	CHIGNAHUAPAN	414	260	201	341	249	11	31	41	14	23	64%
VERACRUZ	CUITLAHUAC	248	228	227	393	250	31	37	33	11	23	109%
TAMAULIPAS	ALTAMIRA	127	157	153	151	251	95	77	69	61	22	-64%
TABASCO	MACUSPANA	137	139	188	164	252	86	94	44	49	22	-55%
VERACRUZ	COATEPEC	258	275	335	298	253	28	27	16	18	22	22%
GUANAJUATO	PENJAMO	172	165	245	313	254	54	70	28	16	22	38%
SONORA	SAN LUIS RIO COLORADO	318	293	342	359	255	19	25	15	13	22	69%
SINALOA	ROSARIO	394	338	588	387	256	12	19	5	12	22	83%
GUANAJUATO	JARAL DEL PROGRESO	737	342	308	395	257	3	19	19	11	22	100%
COAHUILA	PIEDRAS NEGRAS	424	404	386	413	258	10	13	12	10	22	120%
OAXACA	SAN JUAN BAUTISTA TUXTEPEC	184	225	174	178	259	50	37	52	43	21	-51%
CAMPECHE	CAMPECHE	182	209	186	206	260	50	44	45	33	21	-36%
SONORA	GUAYMAS	253	345	226	208	261	30	18	34	33	21	-36%
TAMAULIPAS	RIO BRAVO	163	169	215	215	262	62	67	36	31	21	-32%
BAJA CALIFORNIA SUR	CABOS LOS	215	327	268	239	263	38	20	25	26	21	-19%
GUANAJUATO	SAN FELIPE	452	382	365	255	264	9	15	13	23	21	-9%
NUEVO LEON	SALINAS VICTORIA	316	292	293	282	265	19	25	21	19	21	11%
GUANAJUATO	ABASOLO	321	220	237	290	266	18	39	31	18	21	17%
MEXICO	ATENCO	246	244	248	303	267	31	33	28	17	21	24%
SONORA	YECORA		773	1017	357	268		4	1	14	21	50%
CHIAPAS	COMITAN DE DOMINGUEZ	451	366	285	369	269	9	16	23	12	21	75%
NUEVO LEON	ALLENDE	166	207	165	147	270	59	45	63	65	20	-69%
GUERRERO	TAXCO DE ALARCON	454	326	344	182	271	9	21	15	42	20	-52%
CHIAPAS	TAPACHULA	183	143	162	213	272	50	88	65	31	20	-35%
MEXICO	ALMOLOYA DE JUAREZ	323	354	329	236	273	18	17	17	27	20	-26%
GUANAJUATO	YURIRIA	510	621	332	242	274	7	5	17	26	20	-23%
GUANAJUATO	TARIMORO	653	460	299	295	275	4	11	21	18	20	11%
NUEVO LEON	MONTEMORELOS	491	278	324	375	276	8	27	17	12	20	67%
MICHOACAN	ZACAPU	301	298	350	410	277	21	24	14	10	20	100%
JALISCO	DESCONOCIDO	165	171	806	586	278	59	65	2	5	20	300%
MEXICO	VALLE DE BRAVO	343	299	214	219	279	16	24	37	30	19	-37%
VERACRUZ	EMILIANO ZAPATA	177	258	191	227	280	53	31	44	28	19	-32%
SINALOA	NAVOLATO	100	166	192	244	281	139	69	43	25	19	-24%
PUEBLA	CHALCHICOMULA DE SESMA	121	121	152	271	282	101	129	70	20	19	-5%
BAJA CALIFORNIA SUR	LOS CABOS	244	274	212	289	283	31	27	38	18	19	6%
HIDALGO	ATITALAQUIA	322	349	309	374	284	18	18	19	12	19	58%
SAN LUIS POTOSI	CIUDAD VALLES	262	328	383	378	285	27	20	12	12	19	58%
MICHOACAN	CHILCHOTA	1112	672	666	530	286	1	5	4	6	19	217%
ZACATECAS	VILLA DE COS	1308	1194	1123	542	287	1	1	1	6	19	217%
VERACRUZ	AMATLAN DE LOS REYES	153	211	161	185	288	73	42	66	40	18	-55%
CHIHUAHUA	DELICIAS	264	347	238	187	289	26	18	30	40	18	-55%
VERACRUZ	RIO BLANCO	192	263	218	220	290	47	29	36	30	18	-40%
CHIAPAS	REFORMA	186	212	217	250	291	49	42	36	24	18	-25%
MEXICO	OCOYOACAC	459	405	330	297	292	9	13	17	18	18	0%

MORELOS	TEOZTLAN	435	551	518	337	293
AGUASCALIENTES	JESUS MARIA	263	219	304	373	294
PUEBLA	ZACATLAN	313	283	258	247	295
SONORA	CABORCA	532	395	367	256	296
TABASCO	EMILIANO ZAPATA	444	357	302	296	297
PUEBLA	TEZIUTLAN	265	332	235	312	298
MICHOACAN	MARAVATIO	487	340	407	321	299
CHIHUAHUA	HIDALGO DEL PARRAL	355	391	410	335	300
MORELOS	PUENTE DE IXTLA	362	418	482	383	301
JALISCO	CHAPALA	332	262	288	427	302
MICHOACAN	SAHUAYO	194	221	340	430	303
PUEBLA	ACAJETE	327	233	280	217	304
MICHOACAN	REYES LOS	311	282	250	246	305
OAXACA	SANTA CRUZ XOXCOTLAN	312	308	401	265	306
VERACRUZ	PAPANTLA	157	200	264	267	307
MICHOACAN	ZINAPCUARO	433	447	346	270	308
JALISCO	BARCA LA	292	314	326	273	309
MEXICO	IXTLAHUACA	281	269	334	274	310
MICHOACAN	TARIMBARO	255	302	294	306	311
OAXACA	SANTA LUCIA DEL CAMINO	439	490	458	405	312
TLAXCALA	ZACATELCO	419	419	369	433	313
SAN LUIS POTOSI	VILLA DE ARRIAGA	584	521	485	458	314
SAN LUIS POTOSI	CARDENAS	271	303	382	509	315
MEXICO	HUEYPOXTLA	484	515	437	511	316
COAHUILA	PARRAS	733	798	1021	747	317
VERACRUZ	IXTACZOQUITLAN	346	234	193	228	318
MICHOACAN	BUENAVISTA	235	243	233	245	319
OAXACA	JUCHITAN DE ZARAGOZA	120	160	262	248	320
OAXACA	HUAJUAPAM DE LEON	181	238	281	268	321
HIDALGO	ZEMPOALA	340	271	306	272	322
SONORA	NAVOJOA	286	259	323	284	323
TLAXCALA	SAN PABLO DEL MONTE	377	286	283	293	324
HIDALGO	APAN	357	294	349	318	325
MEXICO	APAXCO	354	375	310	328	326
QUINTANA ROO	DESCONOCIDO	236	218	221	342	327
PUEBLA	QUECHOLAC	285	231	187	391	328
SINALOA	ANGOSTURA	393	337	327	398	329
COLIMA	TECOMAN	268	438	319	449	330
ZACATECAS	CALERA	398	350	230	281	331
SINALOA	SALVADOR ALVARADO	173	217	220	311	332
JALISCO	ZAPOTLAN EL GRANDE	274	296	325	317	333
NUEVO LEON	CARMEN	335	416	368	332	334
MICHOACAN	GABRIEL ZAMORA	372	356	336	349	335
MICHOACAN	PARACHO	345	364	354	360	336
PUEBLA	TLAHUAPAN	527	518	558	422	337
MICHOACAN	PERIBAN	373	376	311	448	338
ZACATECAS	PINOS	822	814	749	536	339
MICHOACAN	CUITZEO	1118	541	602	624	340
NUEVO LEON	SANTIAGO	213	226	255	196	341
PUEBLA	PALMAR DE BRAVO	200	135	169	237	342
MEXICO	ACULCO	886	598	396	257	343
GUANAJUATO	URIANGATO	478	425	509	259	344
VERACRUZ	CHOAPAS LAS	266	236	305	263	345
CHIAPAS	CHIAPA DE CORZO	382	377	303	283	346
MEXICO	SOYANIQUELIPAN DE JUAREZ	891	824	378	333	347
JALISCO	ACATLAN DE JUAREZ	291	372	251	344	348
VERACRUZ	TEMAPACHE	347	374	384	350	349
MEXICO	CALIMAYA	557	369	356	376	350
GUERRERO	TLAPA DE COMONFORT	297	415	712	389	351
GUERRERO	COYUCA DE CATALAN	367	441	483	419	352

10	7	7	15	18	20%
26	39	19	12	18	50%
20	26	27	25	17	-32%
7	14	13	23	17	-26%
10	17	20	18	17	-6%
26	19	32	16	17	6%
8	19	11	16	17	6%
14	14	11	15	17	13%
14	12	8	12	17	42%
17	30	22	9	17	89%
45	38	15	9	17	89%
18	36	23	31	16	-48%
20	26	28	25	16	-36%
20	23	11	22	16	-27%
66	47	26	21	16	-24%
10	11	15	21	16	-24%
22	22	17	20	16	-20%
23	28	16	20	16	-20%
29	23	21	17	16	-6%
10	9	9	11	16	45%
11	12	13	9	16	78%
6	8	8	8	16	100%
25	23	12	6	16	167%
8	8	10	6	16	167%
3	3	1	3	16	433%
16	36	43	28	15	-46%
33	33	32	25	15	-40%
101	74	26	25	15	-40%
51	34	23	21	15	-29%
16	28	19	20	15	-25%
23	31	17	19	15	-21%
13	26	23	18	15	-17%
14	25	14	16	15	-6%
15	15	19	15	15	0%
33	39	35	14	15	7%
23	36	45	11	15	36%
12	19	17	11	15	36%
25	11	18	8	15	88%
12	18	33	19	14	-26%
54	39	35	16	14	-13%
24	24	17	16	14	-13%
17	12	13	15	14	-7%
13	17	16	14	14	0%
16	16	14	13	14	8%
7	8	6	10	14	40%
13	15	19	8	14	75%
3	3	3	6	14	133%
1	8	5	4	14	250%
39	37	27	36	13	-64%
43	101	58	26	13	-50%
2	6	12	23	13	-43%
8	12	7	23	13	-43%
26	35	19	22	13	-41%
12	15	20	19	13	-32%
2	3	13	15	13	-13%
22	15	28	14	13	-7%
16	15	12	14	13	-7%
6	16	14	12	13	8%
21	12	3	12	13	8%
13	11	8	10	13	30%

JALISCO	AMATITAN	662	789	576	492	353	4	3	6	7	13	86%
JALISCO	JOCOTEPEC	606	523	486	560	354	5	8	8	5	13	160%
NUEVO LEON	LINARES	326	439	644	630	355	18	11	4	4	13	225%
GUANAJUATO	SAN DIEGO DE LA UNION	1045	754	536	963	356	1	4	7	1	13	1200%
TLAXCALA	YAUHQUEMECAN	219	214	225	238	357	37	41	34	26	12	-54%
MEXICO	TONANITLA	672	562	462	277	358	4	7	9	20	12	-40%
MEXICO	TEQUIXQUIAC	371	442	511	278	359	13	11	7	20	12	-40%
MORELOS	AYALA	412	611	565	279	360	11	5	6	20	12	-40%
MEXICO	SAN MARTIN DE LAS PIRAMIDES	299	324	405	320	361	21	21	11	16	12	-25%
VERACRUZ	TRES VALLES	421	684	261	324	362	11	4	27	15	12	-20%
GUANAJUATO	MOROLEON	651	585	438	352	363	4	6	10	14	12	-14%
OAXACA	SALINA CRUZ	240	322	243	368	364	32	21	29	12	12	0%
MEXICO	TEMASCALAPA	341	363	298	371	365	16	16	21	12	12	0%
COAHUILA	ARTEAGA	314	466	374	377	366	19	10	13	12	12	0%
CHIAPAS	OCOSINGO	365	440	320	396	367	13	11	18	11	12	9%
MICHOACAN	TUXPAN	905	940	762	408	368	2	2	3	11	12	9%
GUERRERO	EDUARDO NERI	308	306	351	411	369	20	23	14	10	12	20%
MEXICO	AXAPUSCO	458	272	307	428	370	9	28	19	9	12	33%
SONORA	MAGDALENA	443	552	603	464	371	10	7	5	8	12	50%
TABASCO	TEAPA	319	373	408	475	372	19	15	11	7	12	71%
MEXICO	JUCHITEPEC	668	790	1018	594	373	4	3	1	5	12	140%
COAHUILA	SAN PEDRO	849	818	631	822	374	2	3	5	2	12	500%
TABASCO	JALPA DE MENDEZ	160	149	207	224	375	65	83	38	29	11	-62%
QUERETARO	AMEALCO DE BONFIL	469	451	391	252	376	9	11	12	24	11	-54%
TABASCO	CENTLA	305	388	312	329	377	21	14	19	15	11	-27%
QUERETARO	TEQUISQUIAPAN	441	380	337	331	378	10	15	16	15	11	-27%
GUERRERO	PUNGARABATO	296	509	435	365	379	21	8	10	13	11	-15%
MEXICO	COCOTITLAN	407	511	436	366	380	11	8	10	13	11	-15%
HIDALGO	HUICHAPAN	514	288	289	370	381	7	26	22	12	11	-8%
NUEVO LEON	GENERAL ZUAZUA	619	480	321	397	382	5	10	18	11	11	0%
MICHOACAN	PURUANDIRO	1122	966	379	401	383	1	2	13	11	11	0%
GUERRERO	UNION DE ISIDRO MONTES DE OCA	245	344	452	416	384	31	18	9	10	11	10%
PUEBLA	AHUAZOTEPEC	303	261	314	429	385	21	30	18	9	11	22%
VERACRUZ	AGUA DULCE	320	153	424	437	386	19	81	10	9	11	22%
TLAXCALA	IXTACUIXTLA DE MARIANO MATAM	473	423	331	450	387	9	12	17	8	11	38%
PUEBLA	SAN SALVADOR EL VERDE	576	429	389	451	388	6	12	12	8	11	38%
VERACRUZ	PANUCO	364	335	451	456	389	14	19	9	8	11	38%
QUERETARO	CADEREYTA DE MONTES	788	566	463	480	390	3	7	9	7	11	57%
JALISCO	ACATIC	661	502	650	497	391	4	9	4	7	11	57%
MICHOACAN	JIQUILPAN	431	379	479	558	392	10	15	8	5	11	120%
MORELOS	ATLATLAHUCAN	907	746	496	562	393	2	4	8	5	11	120%
ZACATECAS	JEREZ	981	751	535	567	394	2	4	7	5	11	120%
MORELOS	TLALTIZAPAN	489	692	532	619	395	8	4	7	4	11	175%
MICHOACAN	DESCONOCIDO	565	458	648	701	396	6	11	4	3	11	267%
QUERETARO	DESCONOCIDO	328	389	366	792	397	18	14	13	2	11	450%
COAHUILA	FRONTERA	844	1092	775	849	398	2	1	3	2	11	450%
HIDALGO	DESCONOCIDO	657	717	1008	893	399	4	4	1	2	11	450%
DURANGO	PUEBLO NUEVO	1039	1134	778	1006	400	1	1	3	1	11	1000%
SINALOA	ELOTA	223	321	296	294	401	36	21	21	18	10	-44%
MICHOACAN	SALVADOR ESCALANTE	566	499	393	300	402	6	9	12	18	10	-44%
SONORA	PUERTO PEÑASCO	287	361	277	326	403	23	16	24	15	10	-33%
VERACRUZ	ALVARADO	396	548	560	338	404	12	7	6	15	10	-33%
TAMAULIPAS	MANTE EL	218	437	244	343	405	37	11	29	14	10	-29%
SINALOA	SINALOA	242	267	333	348	406	32	28	16	14	10	-29%
TLAXCALA	NATIVITAS	951	540	419	403	407	2	8	11	11	10	-9%
MEXICO	NOPALTEPEC	408	339	406	414	408	11	19	11	10	10	0%
HIDALGO	ACTOPAN	279	323	476	417	409	23	21	8	10	10	0%
PUEBLA	TOCHTEPEC	693	530	360	432	410	4	8	14	9	10	11%
GUERRERO	CHILAPA DE ALVAREZ	403	683	444	512	411	11	4	10	6	10	67%
VERACRUZ	ACTOPAN	591	782	468	513	412	6	3	9	6	10	67%

GUANAJUATO	PURISIMA DEL RINCON	509	778	361	545	413	7	3	14	5	10	100%
SINALOA	MOCORITO	416	287	473	556	414	11	26	8	5	10	100%
MORELOS	ZACATEPEC DE HIDALGO	490	475	553	571	415	8	10	6	5	10	100%
HIDALGO	IXMIQUILPAN	427	248	322	605	416	10	33	17	4	10	150%
NUEVO LEON	GALEANA	568	704	837	652	417	6	4	2	4	10	150%
MEXICO	TEPETLAOXTOC	671	432	809	724	418	4	12	2	3	10	233%
JALISCO	AHUALULCO DE MERCADO		768	1016	895	419		4	1	2	10	400%
VERACRUZ	JALTIPAN	380	401	270	262	420	13	13	25	22	9	-59%
MICHOACAN	ARIO	486	318	259	291	421	8	22	27	18	9	-50%
PUEBLA	LIBRES	195	185	232	302	422	45	56	32	17	9	-47%
VERACRUZ	MARTINEZ DE LA TORRE	306	232	279	305	423	21	36	23	17	9	-47%
VERACRUZ	ANTIGUA LA	214	250	185	310	424	39	32	46	16	9	-44%
MEXICO	TENANCINGO	386	402	385	319	425	12	13	12	16	9	-44%
VERACRUZ	TIHUATLAN	201	279	315	330	426	43	26	18	15	9	-40%
MEXICO	VILLA GUERRERO		485	392	334	427		10	12	15	9	-40%
MEXICO	POLOTITLAN	409	351	328	347	428	11	18	17	14	9	-36%
MEXICO	CHINCONCUAC	360	417	387	379	429	14	12	12	12	9	-25%
TLAXCALA	PAPALOTLA DE XICOHTENCATL	499	516	417	380	430	8	8	11	12	9	-25%
GUERRERO	COYUCA DE BENITEZ	479	690	493	384	431	8	4	8	12	9	-25%
MEXICO	ACAMBAY	359	330	353	400	432	14	20	14	11	9	-18%
SONORA	DESCONOCIDO	232	280	380	402	433	34	26	12	11	9	-18%
GUERRERO	PETATLAN	513	495	348	431	434	7	9	15	9	9	0%
MORELOS	YECAPIXTLA	464	491	434	439	435	9	9	10	9	9	0%
ZACATECAS	SOMBRETE	823	929	877	471	436	3	2	2	8	9	13%
PUEBLA	SAN MIGUEL XOXTLA	526	384	317	473	437	7	15	18	7	9	29%
JALISCO	JAMAY	605	558	654	498	438	5	7	4	7	9	29%
COAHUILA	CASTAÑOS	349	390	338	543	439	15	14	16	5	9	80%
TLAXCALA	CUAPIAXTLA	257	346	504	563	440	28	18	7	5	9	80%
HIDALGO	ZAPOTLAN DE JUAREZ	550	580	606	625	441	6	6	5	4	9	125%
VERACRUZ	OMEALCA	712	532	652	631	442	4	8	4	4	9	125%
QUERETARO	HUIMILPAN	582	706	733	644	443	6	4	3	4	9	125%
TLAXCALA	XALOZTOC	705	433	429	686	444	4	12	10	3	9	200%
OAXACA	TLACOLULA DE MATAMOROS	689	529	717	709	445	4	8	3	3	9	200%
JALISCO	ZACOALCO DE TORRES	358	607	439	794	446	14	5	10	2	9	350%
PUEBLA	DESCONOCIDO	284	281	381	959	447	23	26	12	1	9	800%
TLAXCALA	XICOHTZINCO	956	837	449	960	448	2	3	10	1	9	800%
MEXICO	VILLA VICTORIA	674	461	812	1017	449	4	11	2	1	9	800%
CHIAPAS	OCOZOCOAUTLA DE ESPINOSA	505	427	388	264	450	7	12	12	22	8	-64%
VERACRUZ	SAYULA DE ALEMAN	420	247	151	309	451	11	33	71	16	8	-50%
OAXACA	SANTO DOMINGO TEHUANTEPEC	317	255	273	325	452	19	32	24	15	8	-47%
JALISCO	ATOTONILCO EL ALTO	405	487	313	345	453	11	9	19	14	8	-43%
TABASCO	JALAPA	445	310	402	362	454	10	23	11	13	8	-38%
ZACATECAS	OJOCALIENTE	985	752	675	388	455	2	4	4	12	8	-33%
JALISCO	AMECA	551	888	497	420	456	6	2	8	10	8	-20%
PUEBLA	CUAPIAXTLA DE MADERO	467	422	286	426	457	9	12	23	9	8	-11%
SAN LUIS POTOSI	RIOVERDE	583	479	415	435	458	6	10	11	9	8	-11%
HIDALGO	TLAXCOAPAN	429	514	459	457	459	10	8	9	8	8	0%
PUEBLA	JUAN C. BONILLA	782	535	418	476	460	3	8	11	7	8	14%
MEXICO	TENANGO DEL VALLE	485	454	647	496	461	8	11	4	7	8	14%
VERACRUZ	IXHUATLAN DEL SURESTE	475	884	469	514	462	9	2	9	6	8	33%
GUERRERO	ATOYAC DE ALVAREZ	402	471	432	550	463	11	10	10	5	8	60%
GUANAJUATO	MANUEL DOBLADO	476	383	545	569	464	8	15	6	5	8	60%
MEXICO	MORELOS	758	729	573	574	465	3	4	6	5	8	60%
MEXICO	JOCOTITLAN	559	410	711	839	466	6	13	3	2	8	300%
PUEBLA	REYES DE JUAREZ LOS	440	421	370	958	467	10	12	13	1	8	700%
CHIHUAHUA	DESCONOCIDO	597	632	994	1053	468	5	5	1	1	8	700%
VERACRUZ	ALTO LUCERO DE GUTIERREZ BARRI	802	1084		1169	469	3	1		1	8	700%
MICHOACAN	TACAMBARO	282	290	276	251	470	23	25	24	24	7	-71%
QUERETARO	COLON	581	629	490	266	471	6	5	8	22	7	-68%
TAMAULIPAS	MIGUEL ALEMAN	472	452	456	323	472	9	11	9	16	7	-56%

PUEBLA	RAFAEL LARA GRAJALES	391	443	645	339	473	12	11	4	15	7	-53%
OAXACA	SAN BARTOLO COYOTEPEC	413	488	649	340	474	11	9	4	15	7	-53%
DURANGO	LERDO	307	305	316	346	475	20	23	18	14	7	-50%
PUEBLA	CHOLULA			585	356	476			6	14	7	-50%
CAMPECHE	CALKINI	423	550	719	390	477	10	7	3	12	7	-42%
MEXICO	SAN ANTONIO LA ISLA	518	408	455	404	478	7	13	9	11	7	-36%
HIDALGO	SANTIAGO TULANTEPEC DE LUGO G	404	472	592	423	479	11	10	5	10	7	-30%
VERACRUZ	TEZONAPA	714	312	708	425	480	4	23	3	10	7	-30%
MEXICO	CHIAUTLA	558	353	505	460	481	6	18	7	8	7	-13%
ZACATECAS	LORETO	541	624	613	465	482	7	5	5	8	7	-13%
MICHOACAN	PUREPERO	614	712	671	467	483	5	4	4	8	7	-13%
QUERETARO	EZEQUIEL MONTES	530	456	431	477	484	7	11	10	7	7	0%
JALISCO	SAYULA	483	691	531	519	485	8	4	7	6	7	17%
OAXACA	SANTA MARIA ATZOMPA	624	899	756	537	486	5	2	3	6	7	17%
PUEBLA	OCOYUCAN	575	628	397	547	487	6	5	12	5	7	40%
PUEBLA	SAN SALVADOR EL SECO	415	295	474	557	488	11	25	8	5	7	40%
CHIAPAS	BERRIOZABAL	450	688	571	573	489	9	4	6	5	7	40%
PUEBLA	SAN SALVADOR HUIXCOLOTLA	631	273	241	604	490	5	28	29	4	7	75%
VERACRUZ	OLUTA	594	783	362	607	491	6	3	14	4	7	75%
GUERRERO	JOSE AZUETA	339	265	587	622	492	16	29	5	4	7	75%
GUERRERO	HUITZUCO DE LOS FIGUEROA	512	494	815	648	493	7	9	2	4	7	75%
MEXICO	CAPULHUAC	888	823	859	729	494	2	3	2	3	7	133%
GUANAJUATO	CUERAMARO	650	636	995	743	495	4	5	1	3	7	133%
MICHOACAN	TINGUINDIN	617	898	541	804	496	5	2	7	2	7	250%
TLAXCALA	DESCONOCIDO	535	498	595	812	497	7	9	5	2	7	250%
JALISCO	VILLA CORONA	665	1064	694	835	498	4	1	4	2	7	250%
HIDALGO	MIXQUIAHUALA DE JUAREZ	659	907	871	868	499	4	2	2	2	7	250%
GUANAJUATO	DESCONOCIDO	356	398	978	884	500	14	13	1	2	7	250%
SINALOA	CHOIX		1348	929	1039	501		1	2	1	7	600%
MICHOACAN	TOCUMBO	679	721		1138	502	4	4		1	7	600%
QUINTANA ROO	PUERTO MORELOS				1265	503				1	7	600%
VERACRUZ	CAMERINO Z MENDOZA	273	289	363	287	504	25	25	13	19	6	-68%
JALISCO	SAN MIGUEL EL ALTO	609	633	440	322	505	5	5	10	16	6	-63%
TABASCO	TENOSIQUE	330	277	341	358	506	18	27	15	13	6	-54%
MICHOACAN	TARETAN	567	370	453	382	507	6	16	9	12	6	-50%
CHIAPAS	ARRIAGA	449	615	523	385	508	9	5	7	12	6	-50%
VERACRUZ	COATZINTLA	397	681	443	415	509	12	4	10	10	6	-40%
TLAXCALA	TLAXCO	590	371	478	418	510	6	16	8	10	6	-40%
JALISCO	PONCITLAN	554	557	394	452	511	6	7	12	8	6	-25%
TLAXCALA	APETATITLAN DE ANTONIO CARVAJA	641	483	516	462	512	5	10	7	8	6	-25%
VERACRUZ	VEGA DE ALATORRE	715	588	657	466	513	4	6	4	8	6	-25%
SINALOA	FUERTE EL	376	545	460	479	514	13	7	9	7	6	-14%
SONORA	HUATABAMPO	638	635	464	481	515	5	5	9	7	6	-14%
SAN LUIS POTOSI	VILLA HIDALGO	637		501	484	516	5		8	7	6	-14%
MEXICO	OTZOLOTEPEC	560	581	522	486	517	6	6	7	7	6	-14%
VERACRUZ	GUTIERREZ ZAMORA	593	631	829	500	518	6	5	2	7	6	-14%
ZACATECAS	VALPARAISO	989	1123		507	519	2	1		7	6	-14%
HIDALGO	EMILIANO ZAPATA	481	426	371	508	520	8	12	13	6	6	0%
JALISCO	CIUDAD GUZMAN	406	610	488	516	521	11	5	8	6	6	0%
OAXACA	LOMA BONITA	621	560	521	518	522	5	7	7	6	6	0%
SONORA	AGUA PRIETA	417	574	562	522	523	11	6	6	6	6	0%
TABASCO	BALANCAN	495	694	572	523	524	8	4	6	6	6	0%
SONORA	BACUM	699	462	590	525	525	4	11	5	6	6	0%
PUEBLA	ACATLAN	283	360	642	529	526	23	16	4	6	6	0%
CAMPECHE	CHAMPOTON	721	796	746	583	527	3	3	3	5	6	20%
OAXACA	SAN JACINTO AMILPAS	774	1080	1097	598	528	3	1	1	5	6	20%
ZACATECAS	TLALTENANGO DE SANCHEZ ROMAN	988	1122	1109	599	529	2	1	1	5	6	20%
PUEBLA	TECALI DE HERRERA	494	492	484	613	530	8	9	8	4	6	50%
JALISCO	JUANACATLAN	607	559	520	617	531	5	7	7	4	6	50%
HIDALGO	MINERAL DEL CHICO	602	784	677	635	532	5	3	4	4	6	50%

VERACRUZ	CERRO AZUL	804	568	720	639	533
JALISCO	OJUELOS DE JALISCO	751	801	747	645	534
HIDALGO	TEZONTEPEC DE ALDAMA	660	718	840	654	535
MEXICO	AMATEPEC		1007	888	660	536
OAXACA	TLALIXTAC DE CABRERA	492	693	465	689	537
TLAXCALA	TETLA DE LA SOLIDARIDAD	395	444	548	692	538
HIDALGO	TOLCAYUCA	515	496	554	693	539
MICHOACAN	ALVARO OBREGON	1111	1155	638	700	540
VERACRUZ	SAN JUAN EVANGELISTA	972	665	1001	744	541
MORELOS	TLAYACAPAN	521	886	540	803	542
SINALOA	BADIRAGUATO	531	779	574	809	543
TABASCO	DESCONOCIDO	204	205	287	957	544
MORELOS	DESCONOCIDO	434	882	682	983	545
NUEVO LEON	DOCTOR ARROYO			1242	1117	546
NUEVO LEON	DESCONOCIDO	465	450	512		547
MORELOS	AXOCHIAPAN	768	533	817		548
CHIAPAS	BOCHIL	596	500	980		549
SINALOA	ESCUINAPA	216	331	269	304	550
JALISCO	JALOSTOTITLAN	385	547	461	353	551
MEXICO	TEJUPILCO	460	553	421	364	552
TLAXCALA	TEPETITLAN DE LARDIZABAL	589	522	599	424	553
HIDALGO	SINGUILUCAN	369	392	411	434	554
PUEBLA	SAN JOSE CHIAPA	525	368	428	438	555
JALISCO	ZAPOTILTIC	555	627	526	444	556
GUERRERO	TECPAN DE GALEANA	455	448	430	455	557
MICHOACAN	NUEVO URECHO	901	939	498	459	558
MEXICO	ALMOLOYA DE ALQUISIRAS	887	822	858	470	559
MICHOACAN	ARTEAGA	344	285	400	474	560
MICHOACAN	TANGAMANDAPIO	519	517	557	488	561
SONORA	ETCHOJOA	701		639	495	562
QUINTANA ROO	BACALAR		1338	928	503	563
OAXACA	MATIAS ROMERO	390	336	477	515	564
COAHUILA	ACUÑA	842	737	674	531	565
VERACRUZ	OTEAPAN	644	526	982	539	566
MEXICO	IXTAPAN DE LA SAL	517	407	454	553	567
CHIAPAS	CINTALAPA	504	620	525	565	568
CHIHUAHUA	MEOQUI	647	905	635	578	569
MEXICO	XALATLACO	461	449	646	579	570
PUEBLA	ORIENTAL	375	510	359	606	571
MEXICO	TEMAMATLA	760	1077	772	647	572
NUEVO LEON	SABINAS HIDALGO	569	705	423	685	573
OAXACA	SAN PEDRO MIXTEPEC DISTR. 22	572	582	563	694	574
CHIHUAHUA	CAMARGO	1016	844	578	695	575
HIDALGO	EPAZOYUCAN	658	637	661	703	576
NAYARIT	XALISCO	1133	757	739	716	577
SAN LUIS POTOSI	ZARAGOZA	1240	542	985	741	578
MEXICO	TEPETLIXPA	761	803	1023	748	579
MICHOACAN	ACUITZIO	463	883	1046	751	580
VERACRUZ	DESCONOCIDO	708	385	506	799	581
PUEBLA	GUADALUPE VICTORIA	468	406	546	806	582
OAXACA	DESCONOCIDO	772	505	596	813	583
HIDALGO	VILLA DE TEZONTEPEC	549	520	598	815	584
TLAXCALA	ATLANGATEPEC			640	823	585
YUCATAN	PROGRESO	717	504	651	824	586
TLAXCALA	PANOTLA	588	630	660	827	587
NUEVO LEON	HIDALGO	374	680	667	829	588
MICHOACAN	TANCITARO	767	648	727	840	589
NUEVO LEON	GENERAL BRAVO	683	792	743	844	590
NUEVO LEON	MINA	913	600	991	887	591
HIDALGO	HUEJUTLA DE REYES	353	544	559	965	592

3	7	3	4	6	50%
3	3	3	4	6	50%
4	4	2	4	6	50%
	2	2	4	6	50%
8	4	9	3	6	100%
12	11	6	3	6	100%
7	9	6	3	6	100%
1	1	5	3	6	100%
2	5	1	3	6	100%
7	2	7	2	6	200%
7	3	6	2	6	200%
41	46	22	1	6	500%
10	2	4	1	6	500%
		1	1	6	500%
9	11	7		6	#¡DIV/0!
3	8	2		6	#¡DIV/0!
5	9	1		6	#¡DIV/0!
38	19	25	17	5	-71%
12	7	9	14	5	-64%
9	7	11	13	5	-62%
6	8	5	10	5	-50%
13	14	11	9	5	-44%
7	16	10	9	5	-44%
6	5	7	9	5	-44%
9	11	10	8	5	-38%
2	2	8	8	5	-38%
2	3	2	8	5	-38%
16	26	11	7	5	-29%
7	8	6	7	5	-29%
4		5	7	5	-29%
	1	2	7	5	-29%
12	19	8	6	5	-17%
2	4	4	6	5	-17%
5	8	1	6	5	-17%
7	13	9	5	5	0%
7	5	7	5	5	0%
4	2	5	5	5	0%
9	11	4	5	5	0%
13	8	14	4	5	25%
3	1	3	4	5	25%
6	4	11	3	5	67%
6	6	6	3	5	67%
1	3	6	3	5	67%
4	5	4	3	5	67%
1	4	3	3	5	67%
1	8	1	3	5	67%
3	3	1	3	5	67%
9	2	1	3	5	67%
4	15	7	2	5	150%
9	13	6	2	5	150%
3	9	5	2	5	150%
6	8	5	2	5	150%
		5	2	5	150%
4	9	4	2	5	150%
6	5	4	2	5	150%
13	4	4	2	5	150%
3	5	3	2	5	150%
4	3	3	2	5	150%
2	6	1	2	5	150%
15	7	6	1	5	400%

VERACRUZ	LERDO DE TEJADA	1281	989	581	966	593	1	2	6	1	5	400%
DURANGO	MAPIMI		766	626	972	594		4	5	1	5	400%
HIDALGO	ATOTONILCO EL GRANDE	744	435	643	979	595	3	12	4	1	5	400%
ZACATECAS	MORELOS	1306	993	690	987	596	1	2	4	1	5	400%
ZACATECAS	MAZAPIL			1301	1130	597			1	1	5	400%
CHIAPAS	VENUSTIANO CARRANZA	267	464	591		598	25	10	5		5	#¡DIV/0!
GUERRERO	DESCONOCIDO	205	343	641		599	40	18	4		5	#¡DIV/0!
JALISCO	TUXPAN	611	785	678		600	5	3	4		5	#¡DIV/0!
NUEVO LEON	GENERAL TERAN			1243		601			1		5	#¡DIV/0!
VERACRUZ	NOGALES	178	249	292	269	602	53	32	21	21	4	-81%
VERACRUZ	SAN ANDRES TUXTLA	448	381	409	276	603	10	15	11	20	4	-80%
PUEBLA	TEPEYAHUALCO	785	732	533	308	604	3	4	7	17	4	-76%
PUEBLA	TLACOTEPEC DE BENITO JUAREZ	270	191	253	315	605	25	53	27	16	4	-75%
VERACRUZ	IGNACIO DE LA LLAVE	502	696	670	367	606	8	4	4	13	4	-69%
PUEBLA	NOPALUCAN	574	459	551	386	607	6	11	6	12	4	-67%
SONORA	EMPALME	442	686	530	407	608	10	4	7	11	4	-64%
MORELOS	AMACUZAC		1014	1080	409	609		2	1	11	4	-64%
TLAXCALA	MAGDALENA TLALTELULCO, LA	498	554	519	443	610	8	7	7	9	4	-56%
VERACRUZ	NANCHITAL DE LAZARO CARDENAS	210	320	404	454	611	40	21	11	8	4	-50%
SAN LUIS POTOSI	VILLA DE REYES	795	733	495	482	612	3	4	8	7	4	-43%
MEXICO	TEMOAYA	561	428	510	485	613	6	12	7	7	4	-43%
NAYARIT	COMPOSTELA	522	555	561	489	614	7	7	6	7	4	-43%
MEXICO	VILLA DEL CARBON	673	910	579	493	615	4	2	6	7	4	-43%
OAXACA	VILLA DE ETLA	626	481	814	499	616	5	10	2	7	4	-43%
HIDALGO	SAN AGUSTIN TLAXIACA	1074	670	834	501	617	1	5	2	7	4	-43%
MEXICO	XONACATLAN	462	473	414	510	618	9	10	11	6	4	-33%
VERACRUZ	MALTRATA	243	213	503	517	619	32	42	7	6	4	-33%
SAN LUIS POTOSI	MEXQUITIC DE CARMONA	698	725	624	527	620	4	4	5	6	4	-33%
TLAXCALA	TELOCHOLCO	704	915	636	528	621	4	2	5	6	4	-33%
CHIAPAS	JUAREZ	383	776	741	535	622	12	3	3	6	4	-33%
JALISCO	VILLA HIDALGO	884	821	857	538	623	2	3	2	6	4	-33%
CHIHUAHUA	ALDAMA	1014	952	1064	541	624	1	2	1	6	4	-33%
MICHOACAN	ZIRACUARETIRO	520	698	377	546	625	7	4	13	5	4	-20%
NAYARIT	ACAPONETA	436	489	433	551	626	10	9	10	5	4	-20%
TAMAULIPAS	SAN FERNANDO	534	700	445	552	627	7	4	10	5	4	-20%
TLAXCALA	CARMEN TEQUEXQUITLA, EL	272	465	457	554	628	25	10	9	5	4	-20%
PUEBLA	TEPANCO DE LOPEZ	633	501	517	564	629	5	9	7	5	4	-20%
MICHOACAN	HUETAMO	764	647	528	566	630	3	5	7	5	4	-20%
MEXICO	TONATICO	562	457	550	570	631	6	11	6	5	4	-20%
QUINTANA ROO	FELIPE CARRILLO PUERTO	695	913	580	575	632	4	2	6	5	4	-20%
JALISCO	TOTOTLAN	882	662	665	580	633	2	5	4	5	4	-20%
QUINTANA ROO	LAZARO CARDENAS	1226	1178	781	585	634	1	1	3	5	4	-20%
MICHOACAN	CHURINTZIO	1114	1156		602	635	1	1		5	4	-20%
COAHUILA	SABINAS	508	578	395	609	636	7	6	12	4	4	0%
VERACRUZ	HUATUSCO	805	507	416	610	637	3	9	11	4	4	0%
GUANAJUATO	HUANIMARO	854	738	467	612	638	2	4	9	4	4	0%
TLAXCALA	NANACAMILPA DE MARIANO ARISTA	1260	484	593	623	639	1	10	5	4	4	0%
ZACATECAS	JALPA	1305	1193	701	637	640	1	1	4	4	4	0%
OAXACA	VILLA DE ZAACHILA	779	650	728	643	641	3	5	3	4	4	0%
TLAXCALA	TENANCINGO	536	887	755	646	642	7	2	3	4	4	0%
CHIHUAHUA	NUEVO CASAS GRANDES	648	527	983	664	643	4	8	1	4	4	0%
JALISCO	HUERTA LA	879			680	644	2			4	4	0%
MICHOACAN	PANINDICUARO	766	806	538	690	645	3	3	7	3	4	33%
BAJA CALIFORNIA	DESCONOCIDO	542	556	604	696	646	6	7	5	3	4	33%
TLAXCALA	SANTA ISABEL XILOXOTLA	955	601	724	712	647	2	6	3	3	4	33%
VERACRUZ	ANGEL R CABADA	1270	1185	917	734	648	1	1	2	3	4	33%
TAMAULIPAS	CAMARGO	639	903	1051	752	649	5	2	1	3	4	33%
VERACRUZ	NAUTLA	1285	990	1074	756	650	1	2	1	3	4	33%
CHIAPAS	SUCHIAPA	730		1148	764	651	3		1	3	4	33%
VERACRUZ	URSULO GALVAN	422	446		773	652	11	11		3	4	33%

JALISCO	IXTLAHUACAN DEL RIO	749	800		775	653	3	3		3	4	33%
TLAXCALA	SANTA CRUZ TLAXCALA	954	663	570	808	654	2	5	6	2	4	100%
HIDALGO	MINERAL DEL MONTE	548	626	614	820	655	6	5	5	2	4	100%
VERACRUZ	PUENTE NACIONAL	810	537	653	825	656	3	8	4	2	4	100%
TABASCO	TACOTALPA	797	734	673	831	657	3	4	4	2	4	100%
MORELOS	JANTETELCO	1126	853	679	832	658	1	3	4	2	4	100%
AGUASCALIENTES	CALVILLO	595	895	685	833	659	5	2	4	2	4	100%
MICHOACAN	CHERAN	675	1065	771	848	660	4	1	3	2	4	100%
PUEBLA	SAN GREGORIO ATZOMPA	1209	1174	780	850	661	1	1	3	2	4	100%
MICHOACAN	HUACANA LA	896	413	808	856	662	2	13	2	2	4	100%
OAXACA	CIUDAD IXTEPEC	570	478	813	857	663	6	10	2	2	4	100%
ZACATECAS	MIGUEL AUZA	983	840	863	866	664	2	3	2	2	4	100%
MEXICO	CHAPA DE MOTA		1252	925	877	665		1	2	2	4	100%
MEXICO	VILLA DE ALLENDE	1108		950	881	666	1		2	2	4	100%
JALISCO	UNION DE SAN ANTONIO	883	937	1060	903	667	2	2	1	2	4	100%
PUEBLA	TILAPA	1217	1176	1118	912	668	1	1	1	2	4	100%
CHIHUAHUA	SANTA ISABEL			1207	922	669			1	2	4	100%
TLAXCALA	XALTOCAN	418	512		927	670	11	8		2	4	100%
JALISCO	HUEJUCAR				954	671				2	4	100%
MICHOACAN	COPANDARO		770	627	973	672		4	5	1	4	300%
SONORA	SANTA ANA		1353	793	1010	673		1	3	1	4	300%
MICHOACAN	MARCOS CASTELLANOS	899	599	826	1019	674	2	6	2	1	4	300%
PUEBLA	TEPATLAXCO DE HIDALGO		606	827	1020	675		6	2	1	4	300%
DURANGO	VICENTE GUERRERO	735	799	1022	1057	676	3	3	1	1	4	300%
MICHOACAN	TLALPUJAHUA	903	826	1028	1059	677	2	3	1	1	4	300%
JALISCO	COLOTLAN	876		1154	1097	678	2		1	1	4	300%
VERACRUZ	PASO DEL MACHO	967		1162	1099	679	2		1	1	4	300%
CHIAPAS	HUISTAN	1005	1128		1175	680	1	1		1	4	300%
COLIMA	COMALA	1036	1133		1176	681	1	1		1	4	300%
JALISCO	VILLA GUERRERO				1239	682				1	4	300%
OAXACA	SAN MARCOS ARTEAGA				1255	683				1	4	300%
OAXACA	ESPINAL EL		1286	544		684		1	7		4	#¡DIV/0!
JALISCO	MAGDALENA	608	584	564		685	5	6	6		4	#¡DIV/0!
CHIHUAHUA	AHUMADA	839	1091	774		686	2	1	3		4	#¡DIV/0!
PUEBLA	TLAXCO	580	892	1047		687	6	2	1		4	#¡DIV/0!
PUEBLA	SAN ANTONIO CADADA	784	923	1053		688	3	2	1		4	#¡DIV/0!
SAN LUIS POTOSI	VANEGAS	943				689	2				4	#¡DIV/0!
VERACRUZ	CARRILLO PUERTO	537	780	575	355	690	7	3	6	14	3	-79%
JALISCO	AYOTLAN	875	740	534	421	691	2	4	7	10	3	-70%
CHIAPAS	HUIXTLA	545	341	297	447	692	6	19	21	8	3	-63%
ZACATECAS	RIO GRANDE	986	668	529	463	693	2	5	7	8	3	-63%
VERACRUZ	CHINAMECA	501	619	828	469	694	8	5	2	8	3	-63%
MICHOACAN	TEPALCATEPEC	616	634	441	478	695	5	5	10	7	3	-57%
GUANAJUATO	TARANDACUAO		1224	499	483	696		1	8	7	3	-57%
GUANAJUATO	DOCTOR MORA	853	819	539	487	697	2	3	7	7	3	-57%
TLAXCALA	SANCTORUM DE LAZARO CARDENAS	800	652	569	491	698	3	5	6	7	3	-57%
VERACRUZ	MARIANO ESCOBEDO	1282	764	1015	504	699	1	4	1	7	3	-57%
SAN LUIS POTOSI	SALINAS	1235	977	1069	505	700	1	2	1	7	3	-57%
COLIMA	CUAUHTEMOC	229	358	589	524	701	34	16	5	6	3	-50%
GUANAJUATO	JERECUARO	855	739	738	534	702	2	4	3	6	3	-50%
HIDALGO	CUAUTEPEC DE HINOJOSA	870	661	1000	540	703	2	5	1	6	3	-50%
AGUASCALIENTES	SAN FRANCISCO DE LOS ROMO	399	470	347	544	704	11	10	15	5	3	-40%
PUEBLA	SANTIAGO MIAHUATLAN	304	362	427	549	705	21	16	10	5	3	-40%
JALISCO	TAMAZULA DE GORDIANO	610	711	466	555	706	5	4	9	5	3	-40%
PUEBLA	SAN NICOLAS DE BUENOS AIRES	936	748	1011	592	707	2	4	1	5	3	-40%
OAXACA	SANTA MARIA HUATULCO	777	649	442	611	708	3	5	10	4	3	-25%
TLAXCALA	HUEYOTLIPAN	497	695	494	615	709	8	4	8	4	3	-25%
VERACRUZ	SAN RAFAEL	539	477	514	616	710	7	10	7	4	3	-25%
SAN LUIS POTOSI	SANTA MARIA DEL RIO	471	618	524	618	711	9	5	7	4	3	-25%
ZACATECAS	LUIS MOYA	820	813	577	620	712	3	3	6	4	3	-25%

CHIAPAS	TONALA	220	222	586	621	713	36	38	5	4	3	-25%
VERACRUZ	TANTOYUCA	814	657	616	626	714	3	5	5	4	3	-25%
JALISCO	DEGOLLADO	748	565	655	632	715	3	7	4	4	3	-25%
MICHOACAN	CONTEPEC	563	889	683	636	716	6	2	4	4	3	-25%
HIDALGO	PROGRESO DE OBREGON	428	575	722	640	717	10	6	3	4	3	-25%
VERACRUZ	TLAPACOYAN	540	579	723	641	718	7	6	3	4	3	-25%
MEXICO	ATLAUTLA	666	587	821	649	719	4	6	2	4	3	-25%
GUERRERO	JUAN R. ESCUDERO	741	727	841	655	720	3	4	2	4	3	-25%
OAXACA	MIHUATLAN DE PORFIRIO DIAZ	773	808	853	656	721	3	3	2	4	3	-25%
MICHOACAN	VISTA HERMOSA	411	549	987	665	722	11	7	1	4	3	-25%
CHIHUAHUA	JIMENEZ		674	1003	667	723		5	1	4	3	-25%
VERACRUZ	SANTIAGO TUXTLA	812	927	1054	669	724	3	2	1	4	3	-25%
HIDALGO	TLANALAPA	874	597		673	725	2	6		4	3	-25%
NUEVO LEON	CHINA	1135	758	676	706	726	1	4	4	3	3	0%
MICHOACAN	YURECUARO	361	399	710	708	727	14	13	3	3	3	0%
JALISCO	SAN MARTIN DE HIDALGO	881	539	718	710	728	2	8	3	3	3	0%
VERACRUZ	AMATITLAN	1269	604	725	713	729	1	6	3	3	3	0%
SONORA	CANANEA	700	794	745	717	730	4	3	3	3	3	0%
MICHOACAN	ERONGARICUARO		1264	788	722	731		1	3	3	3	0%
PUEBLA	TEHUITZINGO	632	525	816	725	732	5	8	2	3	3	0%
OAXACA	SAN PABLO ETLA	623	714	839	727	733	5	4	2	3	3	0%
COAHUILA	MUZQUIZ	846		936	736	734	2		2	3	3	0%
MICHOACAN	LAGUNILLAS	1120	1157	1115	762	735	1	1	1	3	3	0%
VERACRUZ	PERLA LA			1293	772	736			1	3	3	0%
CHIAPAS	CHAMULA	1000			783	737	1			3	3	0%
TAMAULIPAS	SOTO LA MARINA	1254			787	738	1			3	3	0%
JALISCO	COCULA	457	617	489	798	739	9	5	8	2	3	50%
GUANAJUATO	ROMITA	400	609	610	819	740	11	5	5	2	3	50%
CHIHUAHUA	BOCOYNA	840	736	625	821	741	2	4	5	2	3	50%
PUEBLA	CHIETLA	523	622	658	826	742	7	5	4	2	3	50%
MORELOS	TEPALCINGO	769	1078	696	836	743	3	1	4	2	3	50%
SAN LUIS POTOSI	SAN ANTONIO		1037	770	847	744		2	3	2	3	50%
OAXACA	SAN ANTONIO DE LA CAL	921	828	860	865	745	2	3	2	2	3	50%
GUERRERO	TEPECOACUILCO DE TRUJANO	742	643	997	888	746	3	5	1	2	3	50%
MEXICO	JIQUILCO	1102	671	1002	891	747	1	5	1	2	3	50%
HIDALGO	TECOZAUTLA		865	1040	898	748		3	1	2	3	50%
CHIAPAS	TECPATAN	506	1057	1094	906	749	7	1	1	2	3	50%
CHIAPAS	CONCORDIA LA		1203	1124	913	750		1	1	2	3	50%
JALISCO	TIZAPAN EL ALTO			1230	924	751			1	2	3	50%
PUEBLA	ZACAPOAXTLA	1220	570		929	752	1	7		2	3	50%
JALISCO	ZAPOTLAN DEL REY	885	743		932	753	2	4		2	3	50%
SAN LUIS POTOSI	AHUALULCO	790	924		938	754	3	2		2	3	50%
MORELOS	TEMOAC	1128	968		939	755	1	2		2	3	50%
SONORA	IMURIS	1246	979		940	756	1	2		2	3	50%
PUEBLA	PETLALCINGO		1326		949	757		1		2	3	50%
VERACRUZ	TLALIXCOYAN	975	508	556	964	758	2	9	6	1	3	200%
PUEBLA	HUITZILAN DE SERDAN	629	715	623	971	759	5	4	5	1	3	200%
TAMAULIPAS	TULA	1255	982	688	986	760	1	2	4	1	3	200%
VERACRUZ	ZONGOLICA			707	993	761			4	1	3	200%
MICHOACAN	QUIROGA	432	420	713	994	762	10	12	3	1	3	200%
CHIAPAS	DESCONOCIDO	544	519	716	996	763	6	8	3	1	3	200%
AGUASCALIENTES	ASIENTOS	718	918	758	1001	764	3	2	3	1	3	200%
MICHOACAN	OCAMPO		1267	789	1009	765		1	3	1	3	200%
CHIAPAS	FRONTERA COMALAPA	726	434	810	1016	766	3	12	2	1	3	200%
PUEBLA	SANTO TOMAS HUEYOTLIPAN		678	836	1022	767		5	2	1	3	200%
JALISCO	GOMEZ FARIAS	1085	846	865	1025	768	1	3	2	1	3	200%
MORELOS	TETECALA	1130		951	1043	769	1		2	1	3	200%
MICHOACAN	ZINAPARO			964	1047	770			2	1	3	200%
NUEVO LEON	CERRALVO			967	1048	771			2	1	3	200%
NUEVO LEON	ABASOLO	682	791	1019	1055	772	4	3	1	1	3	200%

SAN LUIS POTOSI	CEDRAL	1227	1179	1119	1084	773	1	1	1	1	3	200%
ZACATECAS	TEUL DE GONZALEZ ORTEGA		1382	1146	1092	774		1	1	1	3	200%
TAMAULIPAS	MIER	640		1147	1093	775	5		1	1	3	200%
CALIFORNIA	SAN DIEGO	995		1165	1100	776	1		1	1	3	200%
SAN LUIS POTOSI	CERRITOS	1228		1184	1106	777	1		1	1	3	200%
CHIAPAS	TRINITARIA LA		1000		1155	778		2		1	3	200%
ZACATECAS	NOCHISTLAN DE MEJIA	821	1085		1170	779	3	1		1	3	200%
AGUASCALIENTES	PABELLON DE ARTEAGA	824	1086		1171	780	2	1		1	3	200%
JALISCO	SAN CRISTOBAL DE LA BARRANCA	1087	1148		1179	781	1	1		1	3	200%
MICHOACAN	ANGANGUEO		1258		1186	782		1		1	3	200%
NUEVO LEON	DOCTOR COSS				1245	783				1	3	200%
TLAXCALA	TZOMPANTEPEC	1267	984	689		784	1	2	4		3	#;DIV/0!
MEXICO	AMANALCO			801		785				3		#;DIV/0!
MICHOACAN	VENUSTIANO CARRANZA	488	577	820		786	8	6	2		3	#;DIV/0!
PUEBLA	MOLCAXAC	934	1113	902		787	2	1	2		3	#;DIV/0!
ZACATECAS	GENERAL FRANCISCO R. MURGUIA			977		788			2		3	#;DIV/0!
CHIAPAS	JIQUIPILAS	1007	843	1033		789	1	3	1		3	#;DIV/0!
MORELOS	TOTOLAPAN			1239		790			1		3	#;DIV/0!
CHIAPAS	CHILON	725	590			791	3	6			3	#;DIV/0!
HIDALGO	ALFAJAYUCAN	1065	755			792	1	4			3	#;DIV/0!
TABASCO	JONUTA	1250	981			793	1	2			3	#;DIV/0!
VERACRUZ	IXMATLAHUACAN		1047			794		2			3	#;DIV/0!
MICHOACAN	TZINTZUNTZAN	906				795	2				3	#;DIV/0!
JALISCO	SAN MARTIN DE BOLAÑOS					796					3	#;DIV/0!
VERACRUZ	OTATITLAN					797					3	#;DIV/0!
ZACATECAS	MONTE ESCOBEDO					798					3	#;DIV/0!
MICHOACAN	PARACUARO	300	387	480	440	799	21	14	8	9	2	-78%
NAYARIT	SANTIAGO IXCUINTLA	910	397	508	442	800	2	14	7	9	2	-78%
MEXICO	COATEPEC HARINAS	516	497	555	445	801	7	9	6	9	2	-78%
PUEBLA	XICOTEPEC	528	394	507	461	802	7	14	7	8	2	-75%
OAXACA	SAN AGUSTIN DE LAS JUNTAS	684	722	736	468	803	4	4	3	8	2	-75%
MEXICO	JILOTZINGO	612	524	600	494	804	5	8	5	7	2	-71%
CHIAPAS	VILLA FLORES	507	455	549	520	805	7	11	6	6	2	-67%
COAHUILA	MATAMOROS	350	469	552	521	806	15	10	6	6	2	-67%
GUERRERO	ARCELIA	453	576	487	561	807	9	6	8	5	2	-60%
VERACRUZ	HUEYAPAN DE OCAMPO	642	1061	543	568	808	5	1	7	5	2	-60%
VERACRUZ	SOCONUSCO	973	666	729	582	809	2	5	3	5	2	-60%
CHIAPAS	PICHUCALCO	645	904	1052	597	810	4	2	1	5	2	-60%
BAJA CALIFORNIA SUR	COMONDU	992	669	618	627	811	1	5	5	4	2	-50%
HIDALGO	ZIMAPAN	604	710	622	628	812	5	4	5	4	2	-50%
OAXACA	ASUNCION NOCHIXTLAN	466	689	669	634	813	9	4	4	4	2	-50%
HIDALGO	TLAHUELILPAN	603	709	838	653	814	5	4	2	4	2	-50%
PUEBLA	ZARAGOZA	635	902	870	657	815	5	2	2	4	2	-50%
MEXICO	MEXICALTZINGO	669	908	872	658	816	4	2	2	4	2	-50%
MICHOACAN	COALCOMAN DE VAZQUEZ PALLAREZ	1116	964	884	659	817	1	2	2	4	2	-50%
MICHOACAN	TURICATO	904	1104	1102	670	818	2	1	1	4	2	-50%
PUEBLA	VENUSTIANO CARRANZA	634	561		672	819	5	7		4	2	-50%
ZACATECAS	GENERAL ENRIQUE ESTRADA		880		676	820		3		4	2	-50%
VERACRUZ	YANGA	381	546	420	684	821	13	7	11	3	2	-33%
MICHOACAN	HUANDACAREO		771	447	687	822		4	10	3	2	-33%
MICHOACAN	TANHUATO	615	412	547	691	823	5	13	6	3	2	-33%
OAXACA	SAN PEDRO POCHUTLA	438	613	611	697	824	10	5	5	3	2	-33%
VERACRUZ	BANDERILLA	446	614	612	698	825	10	5	5	3	2	-33%
TLAXCALA	TOTOLAC	801	653	615	699	826	3	5	5	3	2	-33%
PUEBLA	TEPEXI DE RODRIGUEZ	578	583	656	702	827	6	6	4	3	2	-33%
JALISCO	TEOCALTICHE	1094	1150	700	707	828	1	1	4	3	2	-33%
TAMAULIPAS	VALLE HERMOSO	277	572	721	711	829	24	6	3	3	2	-33%
MEXICO	ISIDRO FABELA	667	720	735	715	830	4	4	3	3	2	-33%
MEXICO	OCUILAN	1103	963	765	720	831	1	2	3	3	2	-33%
SAN LUIS POTOSI	CIUDAD FERNANDEZ		1341	792	723	832		1	3	3	2	-33%

OAXACA	SAN LORENZO CACAOTEPEC	775	731	843	728	833	3	4	2	3	2	-33%
MICHOACAN	COENEO	1117	852	867	731	834	1	3	2	3	2	-33%
VERACRUZ	ESPINAL		1367	932	735	835		1	2	3	2	-33%
JALISCO	SAN IGNACIO CERRO GORDO	1088		947	737	836	1		2	3	2	-33%
PUEBLA	TLATLAUQUITEPEC	692	563	988	742	837	4	7	1	3	2	-33%
SONORA	URES	1249	980	1070	754	838	1	2	1	3	2	-33%
VERACRUZ	SOLEDAD DE DOBLADO		1048	1088	758	839		2	1	3	2	-33%
GUERRERO	PILCAYA	864	1097	1101	760	840	2	1	1	3	2	-33%
MEXICO	TENANGO DEL AIRE		1256	1131	763	841		1	1	3	2	-33%
CHIAPAS	MOTOZINTLA	1010		1167	765	842	1		1	3	2	-33%
YUCATAN	QUINTANA ROO	1301		1192	767	843	1		1	3	2	-33%
TAMAULIPAS	BURGOS			1284	771	844			1	3	2	-33%
QUINTANA ROO	JOSE MARIA MORELOS	1225	603		774	845	1	6		3	2	-33%
GUERRERO	COCULA	739			782	846	3			3	2	-33%
TAMAULIPAS	ALDAMA	1251			786	847	1			3	2	-33%
JALISCO	GUACHINANGO	482	453	372	793	848	8	11	13	2	2	0%
SINALOA	COSALA	586	893	470	795	849	6	2	9	2	2	0%
NUEVO LEON	MARIN	1138	969	471	796	850	1	2	9	2	2	0%
SAN LUIS POTOSI	GUADALCAZAR	470	474	513	800	851	9	10	7	2	2	0%
JALISCO	SAN JULIAN	752	645	527	801	852	3	5	7	2	2	0%
YUCATAN	UMAN		1379	583	810	853		1	6	2	2	0%
MORELOS	MIACATLAN	908	1105	698	837	854	2	1	4	2	2	0%
YUCATAN	KANASIN	979	667	730	841	855	2	5	3	2	2	0%
QUERETARO	SAN JOAQUIN	636	716	734	843	856	5	4	3	2	2	0%
PUEBLA	CALPAN	1186		797	854	857	1		3	2	2	0%
CHIAPAS	PIJIJAPAN	728	591	822	858	858	3	6	2	2	2	0%
MEXICO	MALINALCO	889	744	845	861	859	2	4	2	2	2	0%
SINALOA	CONCORDIA	585	781	851	863	860	6	3	2	2	2	0%
CHIHUAHUA	GUACHOCHI	841	816	855	864	861	2	3	2	2	2	0%
PUEBLA	FRANCISCO Z. MENA		1024	892	873	862		2	2	2	2	0%
AGUASCALIENTES	RINCON DE ROMOS	719		935	879	863	3		2	2	2	0%
MORELOS	TLAQUILTENANGO			965	883	864			2	2	2	0%
GUERRERO	OMETEPEC	426	513	981	885	865	10	8	1	2	2	0%
CHIAPAS	BENEMERITO DE LAS AMERICAS	724	589	990	886	866	3	6	1	2	2	0%
VERACRUZ	ATZALAN	803	654	998	889	867	3	5	1	2	2	0%
VERACRUZ	COACOATZINTLA	447	687	1006	892	868	10	4	1	2	2	0%
PUEBLA	CUAUTEMPAN	691	724	1009	894	869	4	4	1	2	2	0%
MICHOACAN	COAHUAYANA	1115	851	1037	896	870	1	3	1	2	2	0%
MEXICO	TEMASCALTEPEC	613	897	1048	900	871	5	2	1	2	2	0%
DURANGO	CUENCAME	852	932	1056	902	872	2	2	1	2	2	0%
PUEBLA	SAN PABLO ANICANO	937	942	1061	904	873	2	2	1	2	2	0%
OAXACA	MAGDALENA APASCO	918	1108	1104	908	874	2	1	1	2	2	0%
CHIAPAS	TZIMOL			1202	920	875			1	2	2	0%
MORELOS	OCUITUCO	680	911		936	876	4	2		2	2	0%
SAN LUIS POTOSI	ARMADILLO DE LOS INFANTE	697	914		937	877	4	2		2	2	0%
MEXICO	ECATZINGO	757			951	878	3			2	2	0%
MEXICO	AYAPANGO	556	702	620	969	879	6	4	5	1	2	100%
VERACRUZ	JESUS CARRANZA	711	795	629	975	880	4	3	5	1	2	100%
GUERRERO	SAN MARCOS	866	660	664	980	881	2	5	4	1	2	100%
MEXICO	PAPALOTLA		868	681	982	882		3	4	1	2	100%
PUEBLA	ATEMPAN	930	941	687	985	883	2	2	4	1	2	100%
GUERRERO	BUENAVISTA DE CUELLAR	859	1096	697	989	884	2	1	4	1	2	100%
HIDALGO	METZTITLAN	1068		704	991	885	1		4	1	2	100%
PUEBLA	ZINACATEPEC	1221		705	992	886	1		4	1	2	100%
VERACRUZ	ACULTZINGO	474	424	714	995	887	9	12	3	1	2	100%
MORELOS	JONACATEPEC	618	786	742	998	888	5	3	3	1	2	100%
CHIAPAS	IXTAPA	829	1087	773	1004	889	2	1	3	1	2	100%
MEXICO	TEXCALYACAC		1257	785	1007	890		1	3	1	2	100%
MICHOACAN	CHARO		1260	786	1008	891		1	3	1	2	100%
SONORA	BENITO JUAREZ	1242	1180	916	1034	892	1	1	2	1	2	100%

JALISCO	MASCOTA		1244	922	1037	893			1	2	1	2	100%
PUEBLA	SOLTEPEC	1212		953	1044	894		1		2	1	2	100%
CHIAPAS	VILLA CORZO		605	993	1052	895			6	1	1	2	100%
MICHOACAN	MADERO	898	825	1027	1058	896		2	3	1	1	2	100%
OAXACA	SANTO DOMINGO ZANATEPEC	1178	971	1068	1071	897		1	2	1	1	2	100%
TLAXCALA	SANTA ANA NOPALUCAN		1044	1087	1078	898			2	1	1	2	100%
NUEVO LEON	DOCTOR GONZALEZ	911	1106	1103	1081	899		2	1	1	1	2	100%
CHIHUAHUA	JANOS	1019	1130	1111	1083	900		1	1	1	1	2	100%
PUEBLA	SAN FELIPE TEOTLALCINGO		1327	1139	1089	901			1	1	1	2	100%
CHIAPAS	OXCHUC	832		1152	1096	902		2		1	1	2	100%
GUERRERO	ZIRANDARO	1063		1172	1101	903		1		1	1	2	100%
MEXICO	ORO EL	1104		1174	1103	904		1		1	1	2	100%
NAYARIT	RUIZ	1132		1175	1104	905		1		1	1	2	100%
CHIAPAS	JITOTOL			1197	1108	906				1	1	2	100%
ZACATECAS	TEPETONGO			1302	1131	907				1	1	2	100%
ZACATECAS	VILLA HIDALGO			1304	1132	908				1	1	2	100%
COAHUILA	ALLENDE	649	528		1135	909		4	8		1	2	100%
NAYARIT	TECUALA	771	807		1141	910		3	3		1	2	100%
PUEBLA	HUAQUECHULA	933	831		1143	911		2	3		1	2	100%
HIDALGO	SANTIAGO DE ANAYA	384	881		1147	912		12	2		1	2	100%
OAXACA	VILLA TUTUTEPEC DE MELCHOR O		1023		1159	913			2		1	2	100%
DURANGO	SANTIAGO PAPASQUIARO	1041	1135		1177	914		1	1		1	2	100%
HIDALGO	CARDONAL	869			1199	915		2			1	2	100%
SONORA	GENERAL PLUTARCO ELIAS CALLES	1244			1212	916		1			1	2	100%
JALISCO	HUEJUQUILLA EL ALTO				1236	917					1	2	100%
CHIAPAS	SUCHIATE	835	658	617		918		2	5	5		2	#¡DIV/0!
ZACATECAS	JUAN ALDAMA	819		703		919		3		4		2	#¡DIV/0!
MEXICO	ALMOLOYA DEL RIO	1100	961	764		920		1	2	3		2	#¡DIV/0!
VERACRUZ	VILLA ALDAMA	816	538	818		921		3	8	2		2	#¡DIV/0!
OAXACA	SANTA MARIA COLOTEPEC	925	829	861		922		2	3	2		2	#¡DIV/0!
MEXICO	ZUMPAHUACAN		869	868		923			3	2		2	#¡DIV/0!
ZACATECAS	DESCONOCIDO	818	928	876		924		3	2	2		2	#¡DIV/0!
VERACRUZ	PLAYA VICENTE	969	946	880		925		2	2	2		2	#¡DIV/0!
DURANGO	DESCONOCIDO	1038	957	882		926		1	2	2		2	#¡DIV/0!
GUERRERO	HUAMUXTITLAN	740	1074	896		927		3	1	2		2	#¡DIV/0!
JALISCO	TONILA	1097	1152	907		928		1	1	2		2	#¡DIV/0!
VERACRUZ	TULAPAN		1373	933		929			1	2		2	#¡DIV/0!
COAHUILA	NAVA	1033	956	1066		930		1	2	1		2	#¡DIV/0!
MEXICO	DONATO GUERRA		1253	1130		931			1	1		2	#¡DIV/0!
OAXACA	SANTA MARIA COYOTEPEC	1167		1179		932		1		1		2	#¡DIV/0!
GUERRERO	ATENANGO DEL RIO			1217		933				1		2	#¡DIV/0!
PUEBLA	LAFRAGUA			1268		934				1		2	#¡DIV/0!
TAMAULIPAS	SAN CARLOS			1286		935				1		2	#¡DIV/0!
NUEVO LEON	HERRERAS LOS	1136	1160			936		1	1			2	#¡DIV/0!
MEXICO	JOQUICINGO		1254			937			1			2	#¡DIV/0!
SAN LUIS POTOSI	AQUISMON		1340			938			1			2	#¡DIV/0!
NUEVO LEON	VILLALDAMA	914				939		2				2	#¡DIV/0!
TAMAULIPAS	MENDEZ	944				940		2				2	#¡DIV/0!
VERACRUZ	TEMPOAL	1291				941		1				2	#¡DIV/0!
VERACRUZ	TEPETZINTLA	1292				942		1				2	#¡DIV/0!
CHIAPAS	CHALCHIHUITAN					943						2	#¡DIV/0!
CHIAPAS	PANTELHO					944						2	#¡DIV/0!
CHIHUAHUA	BATOPILAS					945						2	#¡DIV/0!
PUEBLA	TUZAMAPAN DE GALEANA					946						2	#¡DIV/0!
SAN LUIS POTOSI	TANCANHUITZ DE SANTOS					947						2	#¡DIV/0!
VERACRUZ	SOTEAPAN					948						2	#¡DIV/0!
ZACATECAS	JIMENEZ DEL TEUL					949						2	#¡DIV/0!
HIDALGO	ACAXOCHITLAN	480	367	355	275	950		8	16	14	20	1	-95%
MICHOACAN	ECUANDUREO	387	317	475	354	951		12	22	8	14	1	-93%
PUEBLA	SAN MATIAS TLALANCALECA	630	482	515	406	952		5	10	7	11	1	-91%

MICHOACAN	AGUILILLA		571	422	436	953			7	11	9	1	-89%
VERACRUZ	MOLOACAN	503	697	619	446	954		8	4	5	9	1	-89%
OAXACA	HEROICA CIUDAD DE EJUTLA DE C	620	713	398	453	955		5	4	12	8	1	-88%
JALISCO	AUTLAN DE NAVARRO	456	616	566	490	956		9	5	6	7	1	-86%
VERACRUZ	CATEMACO	707	916	873	502	957		4	2	2	7	1	-86%
VERACRUZ	ALTOTONGA	500	493	594	526	958		8	9	5	6	1	-83%
CHIAPAS	CATAZAJA	543	1058	693	533	959		6	1	4	6	1	-83%
PUEBLA	YEHUALTEPEC	392	242	425	548	960		12	34	10	5	1	-80%
VERACRUZ	ISLA	363	400	481	559	961		14	13	8	5	1	-80%
MEXICO	SAN FELIPE DEL PROGRESO	759	646	568	572	962		3	5	6	5	1	-80%
VERACRUZ	COSCOMATEPEC	962	838	633	577	963		2	3	5	5	1	-80%
OAXACA	SANTIAGO PINOTEPA NACIONAL	625	430	715	581	964		5	12	3	5	1	-80%
MEXICO	TEMASCALCINGO	1106	849	751	584	965		1	3	3	5	1	-80%
VERACRUZ	JUAN RODRIGUEZ CLARA		436	811	587	966			12	2	5	1	-80%
JALISCO	CIHUATLAN	747	644	830	588	967		3	5	2	5	1	-80%
CAMPECHE	CANDELARIA	720	919	874	590	968		3	2	2	5	1	-80%
JALISCO	TOMATLAN	1096	602	992	591	969		1	6	1	5	1	-80%
GUANAJUATO	CORONEO		767		601	970			4		5	1	-80%
HIDALGO	NOPALA DE VILLAGRAN	1070			603	971		1			5	1	-80%
CAMPECHE	ESCARCEGA	826	463	373	608	972		2	11	13	4	1	-75%
MICHOACAN	MORELOS	677	639	491	614	973		4	5	8	4	1	-75%
TLAXCALA	CONTLA DE JUAN CUAMATZI	948	835	632	629	974		2	3	5	4	1	-75%
SINALOA	DESCONOCIDO	337	355	709	638	975		17	17	3	4	1	-75%
PUEBLA	CUAUTINCHAN	524	623	726	642	976		7	5	3	4	1	-75%
VERACRUZ	ATOYAC	958	664	833	650	977		2	5	2	4	1	-75%
JALISCO	ETZATLAN	1084	1147	906	661	978		1	1	2	4	1	-75%
MICHOACAN	TINGAMBATO	678	640	996	666	979		4	5	1	4	1	-75%
MICHOACAN	COTIJA	564	703	1007	668	980		6	4	1	4	1	-75%
GUERRERO	IGUALAPA	601	708		674	981		5	4		4	1	-75%
CHIAPAS	SAN FERNANDO	646	1062		678	982		4	1		4	1	-75%
OAXACA	BARRIO DE LA SOLEDAD EL	917	1107		679	983		2	1		4	1	-75%
DURANGO	CANATLAN	1037			681	984		1			4	1	-75%
SAN LUIS POTOSI	EBANO	792	811	448	688	985		3	3	10	3	1	-67%
VERACRUZ	MISANTLA	807	655	663	704	986		3	5	4	3	1	-67%
OAXACA	OCOTLAN DE MORELOS	437	685	668	705	987		10	4	4	3	1	-67%
GUERRERO	TLAPEHUALA	547	701	732	714	988		6	4	3	3	1	-67%
PUEBLA	TEPEOJUMA	1214	859	754	718	989		1	3	3	3	1	-67%
HIDALGO	ARENAL EL	743	921	759	719	990		3	2	3	3	1	-67%
JALISCO	TECOLOTLAN		1006	768	721	991			2	3	3	1	-67%
JALISCO	VALLE DE GUADALUPE	755	593	823	726	992		3	6	2	3	1	-67%
PUEBLA	TULCINGO	941	834	862	730	993		2	3	2	3	1	-67%
CHIAPAS	OSTUACAN	831	1088	898	732	994		2	1	2	3	1	-67%
MICHOACAN	JUAREZ	897	1102	901	733	995		2	1	2	3	1	-67%
PUEBLA	GUADALUPE	1197	760	1013	746	996		1	4	1	3	1	-67%
MICHOACAN	AQUILA	762	804	1024	749	997		3	3	1	3	1	-67%
JALISCO	MAZAMITLA	750	1075	1096	759	998		3	1	1	3	1	-67%
OAXACA	SAN PEDRO TAPANATEPEC	924	1111	1106	761	999		2	1	1	3	1	-67%
SAN LUIS POTOSI	CHARCAS	1229		1185	766	1000		1		1	3	1	-67%
CHIHUAHUA	AQUILES SERDAN			1203	768	1001				1	3	1	-67%
SONORA	ALTAR			1278	770	1002				1	3	1	-67%
PUEBLA	TECOMATLAN		878		776	1003			3		3	1	-67%
MICHOACAN	JIMENEZ		1012		777	1004			2		3	1	-67%
SONORA	ROSARIO	1248	1182		781	1005		1	1		3	1	-67%
HIDALGO	TASQUILLO	1075			784	1006		1			3	1	-67%
PUEBLA	ATZITZIHUACAN	1184			785	1007		1			3	1	-67%
PUEBLA	CADADA MORELOS	241	208	291	791	1008		32	45	21	2	1	-50%
TLAXCALA	TETLATLAHUCA	1265	983	472	797	1009		1	2	9	2	1	-50%
VERACRUZ	PASO DE OVEJAS	809	926	542	805	1010		3	2	7	2	1	-50%
TLAXCALA	AMAXAC DE GUERRERO	703	641	567	807	1011		4	5	6	2	1	-50%
ZACATECAS	VILLA GARCIA		1383	584	811	1012			1	6	2	1	-50%

PUEBLA	CHIAUTLA	781	506	597	814	1013	3	9	5	2	1	-50%
VERACRUZ	HUILOAPAN	379	573	605	816	1014	13	6	5	2	1	-50%
HIDALGO	ACATLAN	656	586	607	817	1015	4	6	5	2	1	-50%
CHIAPAS	SALTO DE AGUA	729	592	608	818	1016	3	6	5	2	1	-50%
VERACRUZ	TECOLUTLA	713	642	662	828	1017	4	5	4	2	1	-50%
VERACRUZ	CHICONTEPEC			706	838	1018			4	2	1	-50%
OAXACA	COSOLAPA	1143	673	731	842	1019	1	5	3	2	1	-50%
CHIAPAS	MAZATAN	830	595	824	859	1020	2	6	2	2	1	-50%
JALISCO	GRULLO EL	877	741	844	860	1021	2	4	2	2	1	-50%
ZACATECAS	MOYAHUA DE ESTRADA	984	948	881	870	1022	2	2	2	2	1	-50%
GUANAJUATO	OCAMPO	1044	958	883	871	1023	1	2	2	2	1	-50%
MICHOACAN	SANTA ANA MAYA	1124	967	885	872	1024	1	2	2	2	1	-50%
PUEBLA	TIANGUISMANALCO	1216	1175	914	876	1025	1	1	2	2	1	-50%
OAXACA	SANTA CRUZ AMILPAS	1164		952	882	1026	1		2	2	1	-50%
CHIAPAS	TEOPISCA	836	931	1055	901	1027	2	2	1	2	1	-50%
CHIHUAHUA	SATEVÉ	1026	954	1065	905	1028	1	2	1	2	1	-50%
PUEBLA	TLALTENANGO	940	1115	1108	909	1029	2	1	1	2	1	-50%
NUEVO LEON	ANAHUAC		1280	1136	915	1030		1	1	2	1	-50%
GUANAJUATO	SANTIAGO MARAVATIO	1046		1170	916	1031	1		1	2	1	-50%
OAXACA	SANTA MARIA DEL TULE	1168		1180	917	1032	1		1	2	1	-50%
CHIHUAHUA	ASCENSION			1204	921	1033			1	2	1	-50%
SAN LUIS POTOSI	DESCONOCIDO	791	536		928	1034	3	8		2	1	-50%
MICHOACAN	IXTLAN	676	638		930	1035	4	5		2	1	-50%
MICHOACAN	CARACUARO	893	745		933	1036	2	4		2	1	-50%
OAXACA	SANTIAGO JUXTLAHUACA	573	1059		941	1037	6	1		2	1	-50%
MICHOACAN	QUERENDARO	1123	1158		944	1038	1	1		2	1	-50%
COLIMA	COQUIMATLAN		1217		946	1039		1		2	1	-50%
VERACRUZ	ZENTLA		1375		950	1040		1		2	1	-50%
OAXACA	SAN AGUSTIN YATARENI	1149			952	1041	1			2	1	-50%
MICHOACAN	NUEVO PARANGARICUTIRO		1266	500	961	1042		1	8	1	1	0%
VERACRUZ	JALACINGO	710	531	601	968	1043	4	8	5	1	1	0%
PUEBLA	TLANEPANTLA	787	809	630	976	1044	3	3	5	1	1	0%
YUCATAN	VALLADOLID	1302	862	634	977	1045	1	3	5	1	1	0%
PUEBLA	SAN JUAN ATENCO		1031	637	978	1046		2	5	1	1	0%
PUEBLA	CHIGNAUTLA	1189	856	680	981	1047	1	3	4	1	1	0%
SINALOA	SAN IGNACIO	587	894	684	984	1048	6	2	4	1	1	0%
CHIAPAS	MAPASTEPEC	727	1073	695	988	1049	3	1	4	1	1	0%
HIDALGO	JUAREZ HIDALGO		1233	702	990	1050		1	4	1	1	0%
OAXACA	SAN SEBASTIAN TUTLA	687	723	737	997	1051	4	4	3	1	1	0%
JALISCO	YAHUALICA DE GONZALEZ GALLO	756	922	760	1002	1052	3	2	3	1	1	0%
CHIHUAHUA	OJINAGA			799	1014	1053			3	1	1	0%
OAXACA	SAN JUAN GUICHICOVI			803	1015	1054			3	1	1	0%
PUEBLA	TEPEYAHUALCO DE CUAUHTEMOC	786	651	831	1021	1055	3	5	2	1	1	0%
QUINTANA ROO	ISLA MUJERES	789	810	854	1024	1056	3	3	2	1	1	0%
CHIAPAS	ACACOYAGUA	722	920	875	1026	1057	3	2	2	1	1	0%
PUEBLA	PAHUATLAN		1029	893	1028	1058		2	2	1	1	0%
NAYARIT	IXTLAN DEL RIO	770	1079	897	1029	1059	3	1	2	1	1	0%
PUEBLA	CUYOACO	1194	1169	912	1033	1060	1	1	2	1	1	0%
CHIAPAS	MARGARITAS LAS	1008		943	1041	1061	1		2	1	1	0%
MEXICO	LUVIANOS			963	1046	1062			2	1	1	0%
TLAXCALA	ESPADITA	1258	543	986	1050	1063	1	8	1	1	1	0%
PUEBLA	GENERAL FELIPE ANGELES	1196	569	989	1051	1064	1	7	1	1	1	0%
JALISCO	JESUS MARIA	880	742	1010	1054	1065	2	4	1	1	1	0%
CHIHUAHUA	GUERRERO	732	797	1020	1056	1066	3	3	1	1	1	0%
OAXACA	ACATLAN DE PEREZ FIGUEROA	916	827	1029	1060	1067	2	3	1	1	1	0%
JALISCO	TAPALPA	1091	847	1035	1063	1068	1	3	1	1	1	0%
SAN LUIS POTOSI	SAN CIRO DE ACOSTA		879	1045	1067	1069		3	1	1	1	0%
MEXICO	CHAPULTEPEC	1101	962	1067	1070	1070	1	2	1	1	1	0%
CHIAPAS	SIMOJOVEL		999	1076	1073	1071		2	1	1	1	0%
MICHOACAN	PENJAMILLO		1013	1079	1075	1072		2	1	1	1	0%

SAN LUIS POTOSI	VILLA DE GUADALUPE		1038	1084	1076	1073			2	1	1	1	1	0%
VERACRUZ	TEXISTEPEC		1049	1089	1079	1074			2	1	1	1	1	0%
GUERRERO	AYUTLA DE LOS LIBRES	858	1095	1100	1080	1075		2	1	1	1	1	1	0%
JALISCO	JUCHITLAN		1242	1129	1085	1076			1	1	1	1	1	0%
PUEBLA	SAN PEDRO YELOIXTLAHUACAN		1330	1141	1090	1077			1	1	1	1	1	0%
VERACRUZ	TLALTETELA	815		1151	1095	1078		3		1	1	1	1	0%
PUEBLA	CUETZALAN DEL PROGRESO	1193		1181	1105	1079		1		1	1	1	1	0%
DURANGO	MEZQUITAL			1212	1110	1080				1	1	1	1	0%
HIDALGO	CHAPANTONGO			1220	1112	1081				1	1	1	1	0%
HIDALGO	OMITLAN DE JUAREZ			1224	1113	1082				1	1	1	1	0%
JALISCO	CUAUTITLAN DE GARCIA BARRAGAN			1227	1114	1083				1	1	1	1	0%
PUEBLA	SAN JUAN ATZOMPA			1269	1121	1084				1	1	1	1	0%
VERACRUZ	TLACOTALPAN			1296	1128	1085				1	1	1	1	0%
VERACRUZ	IXHUATLANCILLO	806	812		1142	1086		3	3		1	1	1	0%
CHIAPAS	COPAINALA	1003	842		1144	1087		1	3		1	1	1	0%
GUERRERO	MARTIR DE CUILAPAN	1054	959		1152	1088		1	2		1	1	1	0%
PUEBLA	HUEYAPAN	1200	973		1154	1089		1	2		1	1	1	0%
MICHOACAN	APORO		1010		1157	1090			2		1	1	1	0%
OAXACA	SANTIAGO CHAZUMBA		1021		1158	1091			2		1	1	1	0%
PUEBLA	OCOTEPEC		1028		1161	1092			2		1	1	1	0%
TAMAULIPAS	GUSTAVO DIAZ ORDAZ		1041		1163	1093			2		1	1	1	0%
TLAXCALA	SANTA CATARINA AYOMETLA		1045		1164	1094			2		1	1	1	0%
JALISCO	TEUCHITLAN	664	1063		1165	1095		4	1		1	1	1	0%
PUEBLA	XIUTETELCO	694	1069		1167	1096		4	1		1	1	1	0%
JALISCO	TEOCUITATLAN DE CORONA	754	1076		1168	1097		3	1		1	1	1	0%
CHIAPAS	TILA	837	1090		1172	1098		2	1		1	1	1	0%
VERACRUZ	JOSE AZUETA	966	1120		1173	1099		2	1		1	1	1	0%
OAXACA	TEOTITLAN DE FLORES MAGON	1179	1168		1181	1100		1	1		1	1	1	0%
VERACRUZ	TOTUTLA	1296	1190		1182	1101		1	1		1	1	1	0%
AGUASCALIENTES	LLANO EL		1196		1183	1102			1		1	1	1	0%
HIDALGO	ZACUALTIPAN DE ANGELES		1235		1185	1103			1		1	1	1	0%
MICHOACAN	TIQUICHEO DE NICOLAS ROMERO		1269		1187	1104			1		1	1	1	0%
PUEBLA	ATOYATEMPAN		1317		1190	1105			1		1	1	1	0%
TAMAULIPAS	PADILLA		1359		1194	1106			1		1	1	1	0%
COAHUILA	ZARAGOZA	850			1198	1107		2			1	1	1	0%
VERACRUZ	SAN ANDRES TENEJAPAN	971			1202	1108		2			1	1	1	0%
GUERRERO	XALPATLAHUAC	1060			1204	1109		1			1	1	1	0%
QUERETARO	JALPAN DE SERRA	1223			1210	1110		1			1	1	1	0%
ZACATECAS	VILLANUEVA	1309			1215	1111		1			1	1	1	0%
AGUASCALIENTES	SAN JOSE DE GRACIA				1216	1112					1	1	1	0%
CALIFORNIA	SAN BERNARDINO				1218	1113					1	1	1	0%
DURANGO	OCAMPO				1229	1114					1	1	1	0%
JALISCO	CASIMIRO CASTILLO				1235	1115					1	1	1	0%
OAXACA	ASUNCION CACALOTEPEC				1247	1116					1	1	1	0%
OAXACA	COICOYAN DE LAS FLORES				1249	1117					1	1	1	0%
OAXACA	VILLA DIAZ ORDAZ				1261	1118					1	1	1	0%
SONORA	PITQUITO				1267	1119					1	1	1	0%
TAMAULIPAS	NUEVO MORELOS				1271	1120					1	1	1	0%
YUCATAN	CANSAHCAB				1277	1121					1	1	1	0%
CHIAPAS	PUEBLO NUEVO SOLISTAHUACAN	1011	1129	699		1122		1	1	4		1	1	#¡DIV/0!
VERACRUZ	CUICHAPA		775	740		1123			4	3		1	1	#¡DIV/0!
PUEBLA	IXCAQUIXTLA	1203	974	766		1124		1	2	3		1	1	#¡DIV/0!
PUEBLA	JALPAN		1026	769		1125			2	3		1	1	#¡DIV/0!
AGUASCALIENTES	DESCONOCIDO		1195	783		1126			1	3		1	1	#¡DIV/0!
TLAXCALA	SAN JERONIMO ZACUALPAN			805		1127				3		1	1	#¡DIV/0!
GUANAJUATO	PUEBLO NUEVO	856	596	825		1128		2	6	2		1	1	#¡DIV/0!
COAHUILA	JUAREZ	845	659	832		1129		2	5	2		1	1	#¡DIV/0!
HIDALGO	FRANCISCO I. MADERO	745	728	842		1130		3	4	2		1	1	#¡DIV/0!
NAYARIT	SAN BLAS	909	747	846		1131		2	4	2		1	1	#¡DIV/0!
HIDALGO	TEPETITLAN	1076	756	847		1132		1	4	2		1	1	#¡DIV/0!

TAMAULIPAS	XICOTENCATL	945	943	879		1133	2	2	2		1	#jDIV/0!
SAN LUIS POTOSI	TAMAZUNCHALE	1237	978	887		1134	1	2	2		1	#jDIV/0!
NUEVO LEON	SANTIAGO IXCUINTLA		1015	889		1135		2	2		1	#jDIV/0!
OAXACA	ASUNCION IXTALTEPEC		1016	890		1136		2	2		1	#jDIV/0!
ZACATECAS	CUAUHTEMOC		1054	894		1137		2	2		1	#jDIV/0!
CHIAPAS	ACAPETAHUA	723	1072	895		1138	3	1	2		1	#jDIV/0!
HIDALGO	HUEHUETLA	872	1098	899		1139	2	1	2		1	#jDIV/0!
PUEBLA	SAN JERONIMO TECUANIPAN	935	1114	903		1140	2	1	2		1	#jDIV/0!
PUEBLA	ZACAPALA	942	1116	904		1141	2	1	2		1	#jDIV/0!
JALISCO	SAN DIEGO DE ALEJANDRIA		1248	923		1142		1	2		1	#jDIV/0!
TAMAULIPAS	JAUMAVE	533		934		1143	7		2		1	#jDIV/0!
GUERRERO	COPALA	860		937		1144	2		2		1	#jDIV/0!
MICHOACAN	NUMARAN	902		940		1145	2		2		1	#jDIV/0!
JALISCO	SAN JUANITO ESCOBEDO	1089		948		1146	1		2		1	#jDIV/0!
CHIAPAS	FRONTERA HIDALGO			955		1147			2		1	#jDIV/0!
DURANGO	ORO EL			960		1148			2		1	#jDIV/0!
NAYARIT	DESCONOCIDO			966		1149			2		1	#jDIV/0!
TAMAULIPAS	GUERRERO			974		1150			2		1	#jDIV/0!
PUEBLA	CHICONCUAUTLA		676	1004		1151		5	1		1	#jDIV/0!
PUEBLA	NEALTICAN	1207	761	1014		1152	1	4	1		1	#jDIV/0!
MICHOACAN	PAJACUARAN	765	805	1025		1153	3	3	1		1	#jDIV/0!
VERACRUZ	TOMATLAN	1295	861	1039		1154	1	3	1		1	#jDIV/0!
OAXACA	ZIMATLAN DE ALVAREZ	627	900	1049		1155	5	2	1		1	#jDIV/0!
GUERRERO	SAN LUIS ACATLAN	865	935	1058		1156	2	2	1		1	#jDIV/0!
VERACRUZ	CASTILLO DE TEAYO	1273	987	1072		1157	1	2	1		1	#jDIV/0!
CAMPECHE	CALAKMUL		998	1075		1158		2	1		1	#jDIV/0!
MEXICO	TEXCALTITLAN		1009	1078		1159		2	1		1	#jDIV/0!
YUCATAN	TIZIMIN		1052	1091		1160		2	1		1	#jDIV/0!
ZACATECAS	APOZOL		1053	1092		1161		2	1		1	#jDIV/0!
VERACRUZ	IXHUATLAN DEL CAFE	709	1071	1095		1162	4	1	1		1	#jDIV/0!
VERACRUZ	TAMPICO ALTO	1289	1189	1122		1163	1	1	1		1	#jDIV/0!
COAHUILA	MORELOS		1215	1125		1164		1	1		1	#jDIV/0!
DURANGO	SANTA CLARA		1221	1126		1165		1	1		1	#jDIV/0!
OAXACA	AYOTZINTEPEC		1284	1138		1166		1	1		1	#jDIV/0!
PUEBLA	SAN MIGUEL IXITLAN		1329	1140		1167		1	1		1	#jDIV/0!
CHIAPAS	TUXTLA CHICO	838		1153		1168	2		1		1	#jDIV/0!
MICHOACAN	CHARAPAN	894		1155		1169	2		1		1	#jDIV/0!
OAXACA	SANTIAGO JAMILTEPEC	926		1157		1170	2		1		1	#jDIV/0!
TLAXCALA	SAN DAMIAN TEXOLOC	952		1159		1171	2		1		1	#jDIV/0!
CHIHUAHUA	GUADALUPE Y CALVO	1018		1168		1172	1		1		1	#jDIV/0!
OAXACA	CHAHUITES	1142		1176		1173	1		1		1	#jDIV/0!
OAXACA	SAN PEDRO IXTLAHUACA	1159		1178		1174	1		1		1	#jDIV/0!
CHIHUAHUA	BALLEZA			1205		1175			1		1	#jDIV/0!
MICHOACAN	IRIMBO			1233		1176			1		1	#jDIV/0!
MICHOACAN	SENGUIO			1234		1177			1		1	#jDIV/0!
MICHOACAN	TUZANTLA			1236		1178			1		1	#jDIV/0!
PUEBLA	TLAPANALA			1271		1179			1		1	#jDIV/0!
QUERETARO	PEÑAMILLER			1272		1180			1		1	#jDIV/0!
SONORA	ONAVAS			1281		1181			1		1	#jDIV/0!
SONORA	SAHUARIPA			1282		1182			1		1	#jDIV/0!
VERACRUZ	ATZACAN			1290		1183			1		1	#jDIV/0!
VERACRUZ	HIDALGOTITLAN			1292		1184			1		1	#jDIV/0!
YUCATAN	PANABA			1299		1185			1		1	#jDIV/0!
CHIHUAHUA	GUADALUPE	288	313			1186	22	22			1	#jDIV/0!
TAMAULIPAS	DESCONOCIDO	702	564			1187	4	7			1	#jDIV/0!
JALISCO	CUAUTLA	663	719			1188	4	4			1	#jDIV/0!
VERACRUZ	COSAUTLAN DE CARVAJAL	1277	763			1189	1	4			1	#jDIV/0!
PUEBLA	PANTEPEC		772			1190		4			1	#jDIV/0!
CHIHUAHUA	CASAS GRANDES		864			1191		3			1	#jDIV/0!
JALISCO	CABO CORRIENTES		866			1192		3			1	#jDIV/0!

GUANAJUATO	TIERRA BLANCA	599	896		1193	5	2		1	#jDIV/0!
JALISCO	TALPA DE ALLENDE	1090	960		1194	1	2		1	#jDIV/0!
NUEVO LEON	RAMONES LOS	1139	970		1195	1	2		1	#jDIV/0!
ARIZONA	PHOENIX		994		1196		2		1	#jDIV/0!
CHIHUAHUA	BUENAVENTURA		1002		1197		2		1	#jDIV/0!
SAN LUIS POTOSI	CERRO DE SAN PEDRO		1036		1198		2		1	#jDIV/0!
PUEBLA	PIAXTLA	783	1082		1199	3	1		1	#jDIV/0!
DURANGO	TEPEHUANES	1042	1136		1200	1	1		1	#jDIV/0!
GUERRERO	XOCHIHUEHUETLAN	1061	1144		1201	1	1		1	#jDIV/0!
HIDALGO	SAN AGUSTIN METZQUITILAN	1073	1146		1202	1	1		1	#jDIV/0!
JALISCO	TOLIMAN	1095	1151		1203	1	1		1	#jDIV/0!
SONORA	HUACHINERA	1245	1181		1204	1	1		1	#jDIV/0!
CHIHUAHUA	IGNACIO ZARAGOZA		1207		1205		1		1	#jDIV/0!
EXTRANJERO	NO USAR ESTA CLAVE		1222		1206		1		1	#jDIV/0!
GUERRERO	MALINALTEPEC		1231		1207		1		1	#jDIV/0!
HIDALGO	ATLAPEXCO		1232		1208		1		1	#jDIV/0!
JALISCO	QUITUPAN		1247		1209		1		1	#jDIV/0!
MICHOACAN	ATIZAPAN		1259		1210		1		1	#jDIV/0!
MICHOACAN	CHINICUILA		1262		1211		1		1	#jDIV/0!
NAYARIT	SAN PEDRO LAGUNILLAS		1276		1212		1		1	#jDIV/0!
OAXACA	MARISCALA DE JUAREZ		1289		1213		1		1	#jDIV/0!
OAXACA	SAN FELIPE USILA		1296		1214		1		1	#jDIV/0!
OAXACA	SAN JUAN SAYULTEPEC		1299		1215		1		1	#jDIV/0!
OAXACA	SAN SEBASTIAN TECOMAXTLAHUACA		1300		1216		1		1	#jDIV/0!
OAXACA	VILLA TEJUPAM DE LA UNION		1313		1217		1		1	#jDIV/0!
PUEBLA	AMIXTLAN		1316		1218		1		1	#jDIV/0!
PUEBLA	CHIGMECATITLAN		1319		1219		1		1	#jDIV/0!
PUEBLA	SAN GABRIEL CHILAC		1328		1220		1		1	#jDIV/0!
PUEBLA	TLAOLA		1335		1221		1		1	#jDIV/0!
SAN LUIS POTOSI	MATLAPA		1342		1222		1		1	#jDIV/0!
SONORA	SOYOPA		1355		1223		1		1	#jDIV/0!
VERACRUZ	IXHUATLAN DE MADERO		1368		1224		1		1	#jDIV/0!
VERACRUZ	TAMIAHUA		1371		1225		1		1	#jDIV/0!
VERACRUZ	UXPANAPA		1374		1226		1		1	#jDIV/0!
ZACATECAS	PANUCO		1381		1227		1		1	#jDIV/0!
HIDALGO	TETEPANGO	746			1228	3			1	#jDIV/0!
MEXICO	RAYON	890			1229	2			1	#jDIV/0!
CHIAPAS	ACALA	996			1230	1			1	#jDIV/0!
CHIAPAS	COAPILLA	1002			1231	1			1	#jDIV/0!
COAHUILA	SAN BUENAVENTURA	1034			1232	1			1	#jDIV/0!
DURANGO	RODEO	1040			1233	1			1	#jDIV/0!
HIDALGO	JALTOCAN	1067			1234	1			1	#jDIV/0!
JALISCO	TOTATICHÉ	1098			1235	1			1	#jDIV/0!
SAN LUIS POTOSI	SANTO DOMINGO	1236			1236	1			1	#jDIV/0!
TLAXCALA	SAN JOSE TEACALCO	1261			1237	1			1	#jDIV/0!
VERACRUZ	OZULUAMA DE MASCAREAS	1286			1238	1			1	#jDIV/0!
VERACRUZ	TATAHUICAPAN DE JUAREZ	1290			1239	1			1	#jDIV/0!
ZACATECAS	CHALCHIHUITES	1304			1240	1			1	#jDIV/0!
ZACATECAS	TRONCOSO	1307			1241	1			1	#jDIV/0!
ARIZONA	TUCSON				1242				1	#jDIV/0!
CAMPECHE	DESCONOCIDO				1243				1	#jDIV/0!
CAMPECHE	XPUJIL				1244				1	#jDIV/0!
CHIAPAS	AMATAN				1245				1	#jDIV/0!
CHIAPAS	AMATENANGO DEL VALLE				1246				1	#jDIV/0!
CHIAPAS	CHIAPILLA				1247				1	#jDIV/0!
CHIAPAS	MONTECRISTO DE GUERRERO				1248				1	#jDIV/0!
CHIAPAS	TUMBALA				1249				1	#jDIV/0!
CHIHUAHUA	SAN FRANCISCO DE CONCHOS				1250				1	#jDIV/0!
COAHUILA	SACRAMENTO				1251				1	#jDIV/0!
COAHUILA	SIERRA MOJADA				1252				1	#jDIV/0!

COLIMA	DESCONOCIDO					1253						1	#¡DIV/0!
DURANGO	SUCHIL					1254						1	#¡DIV/0!
DURANGO	TOPIA					1255						1	#¡DIV/0!
HIDALGO	AGUA BLANCA DE ITURBIDE					1256						1	#¡DIV/0!
HIDALGO	YAHUALICA					1257						1	#¡DIV/0!
JALISCO	SAN SEBASTIAN DEL OESTE					1258						1	#¡DIV/0!
MICHOACAN	TZITZIO					1259						1	#¡DIV/0!
NAYARIT	YESCA LA					1260						1	#¡DIV/0!
OAXACA	GUADALUPE ETLA					1261						1	#¡DIV/0!
OAXACA	SAN JOSE CHILTEPEC					1262						1	#¡DIV/0!
OAXACA	SAN JOSE DEL PROGRESO					1263						1	#¡DIV/0!
OAXACA	SAN JUAN GUELAVIA					1264						1	#¡DIV/0!
OAXACA	SAN MATEO CAJONOS					1265						1	#¡DIV/0!
OAXACA	SAN MIGUEL DEL PUERTO					1266						1	#¡DIV/0!
OAXACA	SAN PABLO CUATRO VENADOS					1267						1	#¡DIV/0!
PUEBLA	ATEXCAL					1268						1	#¡DIV/0!
PUEBLA	ATZALA					1269						1	#¡DIV/0!
PUEBLA	CALTEPEC					1270						1	#¡DIV/0!
PUEBLA	CAMOCUAUTLA					1271						1	#¡DIV/0!
PUEBLA	CAÑADA MORELOS					1272						1	#¡DIV/0!
PUEBLA	CHILA					1273						1	#¡DIV/0!
PUEBLA	COHUECAN					1274						1	#¡DIV/0!
PUEBLA	HUEHUETLAN EL GRANDE					1275						1	#¡DIV/0!
PUEBLA	HUEYTLALPAN					1276						1	#¡DIV/0!
PUEBLA	JOPALA					1277						1	#¡DIV/0!
PUEBLA	NAUZONTLA					1278						1	#¡DIV/0!
PUEBLA	TOTOLTEPEC DE GUERRERO					1279						1	#¡DIV/0!
PUEBLA	TZICATLACOYAN					1280						1	#¡DIV/0!
PUEBLA	XOCHILTEPEC					1281						1	#¡DIV/0!
QUINTANA ROO	CADEREYTA DE MONTES					1282						1	#¡DIV/0!
SAN LUIS POTOSI	AXTLA DE TERRAZAS					1283						1	#¡DIV/0!
SAN LUIS POTOSI	LAGUNILLAS					1284						1	#¡DIV/0!
SAN LUIS POTOSI	SANTA CATARINA					1285						1	#¡DIV/0!
SAN LUIS POTOSI	TANLAJAS					1286						1	#¡DIV/0!
SONORA	ARIZPE					1287						1	#¡DIV/0!
SONORA	BANAMICHI					1288						1	#¡DIV/0!
SONORA	QUIRIEGO					1289						1	#¡DIV/0!
TABASCO	CABORCA					1290						1	#¡DIV/0!
TABASCO	LA VENTA					1291						1	#¡DIV/0!
TAMAULIPAS	PALMILLAS					1292						1	#¡DIV/0!
TLAXCALA	SANTA CRUZ QUILEHTLA					1293						1	#¡DIV/0!
VERACRUZ	ASTACINGA					1294						1	#¡DIV/0!
VERACRUZ	COMAPA					1295						1	#¡DIV/0!
VERACRUZ	MECAYAPAN					1296						1	#¡DIV/0!
YUCATAN	DZEMUL					1297						1	#¡DIV/0!
YUCATAN	KOPOMA					1298						1	#¡DIV/0!
YUCATAN	TECOH					1299						1	#¡DIV/0!
MEXICO	OZUMBA	370	679	492	441		13	4	8	9			-100%
MICHOACAN	NAHUATZEN	1121	965		506		1	2		7			-100%
CHIAPAS	VILLA COMALTITLAN		1001	691	532			2	4	6			-100%
VERACRUZ	NARANJOS AMATLAN	808	594	609	576		3	6	5	5			-100%
COAHUILA	FRANCISCO I. MADERO	843	817	856	589		2	3	2	5			-100%
VERACRUZ	ACAJETE	957	749	1012	593		2	4	1	5			-100%
CHIAPAS	ESCUINTLA	828	815	1026	595		2	3	1	5			-100%
PUEBLA	SANTA ISABEL CHOLULA	938	832	1030	596		2	3	1	5			-100%
TLAXCALA	SAN LUCAS TECOPIILCO			1289	600					1	5		-100%
GUERRERO	TIXTLA DE GUERRERO	546	625	659	633		6	5	4	4			-100%
PUEBLA	ATZITZINTLA		675	835	651			5	2	4			-100%
MICHOACAN	TLAZAZALCA	1125	1159	909	662		1	1	2	4			-100%
VERACRUZ	JAMAPA	1280	1186	918	663		1	1	2	4			-100%

VERACRUZ	CARLOS A CARRILLO	959		1160	671			2		1	4		-100%
MICHOACAN	BRISEDAS	763	730		675			3	4		4		-100%
MEXICO	SAN JOSE DEL RINCON	670	909		677			4	2		4		-100%
SONORA	ALAMOS	1241			682			1			4		-100%
PUEBLA	NICOLAS BRAVO	493	476	376	683			8	10	13	3		-100%
CHIAPAS	TAPILULA			956	738					2	3		-100%
JALISCO	VALLE DE JUAREZ			962	739					2	3		-100%
PUEBLA	ALJOJUCA	780	534	984	740			3	8	1	3		-100%
PUEBLA	SAN MARTIN TOTOLTEPEC		677	1005	745				5	1	3		-100%
TLAXCALA	IXTENCO	950	836	1031	750			2	3	1	3		-100%
AGUASCALIENTES	COSIO	990	950	1063	753			1	2	1	3		-100%
VERACRUZ	CAZONES	1274	988	1073	755			1	2	1	3		-100%
PUEBLA	SAN JOSE MIAHUATLAN		1030	1082	757				2	1	3		-100%
NAYARIT	JALA			1240	769					1	3		-100%
TLAXCALA	ZITLALTEPEC DE TRINIDAD SANCH		1046		778				2		3		-100%
COLIMA	ARMERIA	851	1094		779			2	1		3		-100%
MEXICO	TLATLAYA	892	1101		780			2	1		3		-100%
VERACRUZ	CHOCAMAN	1275			788			1			3		-100%
OAXACA	SAN MARTIN TILCAJETE				789						3		-100%
QUERETARO	TOLIMAN				790						3		-100%
JALISCO	TONAYA		769	537	802				4	7	2		-100%
CHIAPAS	YAJALON	731	726	672	830			3	4	4	2		-100%
GUERRERO	MARQUELIA	654	906	686	834			4	2	4	2		-100%
VERACRUZ	VIGAS DE RAMIREZ LAS	716	917	757	845			4	2	3	2		-100%
VERACRUZ	PUEBLO VIEJO	1287	991	767	846			1	2	3	2		-100%
CHIHUAHUA	MADERA		1208	784	851				1	3	2		-100%
MICHOACAN	VILLAMAR		1270	790	852				1	3	2		-100%
VERACRUZ	MIAHUATLAN	538		794	853			7		3	2		-100%
PUEBLA	TLACHICHUCA	579	411	807	855			6	13	2	2		-100%
TAMAULIPAS	HIDALGO		774	850	862				4	2	2		-100%
GUERRERO	CUAJINICUILAPA	511	885	869	867			7	2	2	2		-100%
MICHOACAN	CHURUMUCO	895	938	878	869			2	2	2	2		-100%
OAXACA	CUILAPAM DE GUERRERO	1144	1161	910	874			1	1	2	2		-100%
OAXACA	SAN MIGUEL SOYALTEPEC	1155	1162	911	875			1	1	2	2		-100%
TLAXCALA	TEPEYANCO		1362	931	878				1	2	2		-100%
CHIAPAS	SOYALO	1012		944	880			1		2	2		-100%
VERACRUZ	RAFAEL DELGADO	811	656	999	890			3	5	1	2		-100%
TLAXCALA	TOCATLAN	1266	860	1038	897			1	3	1	2		-100%
MICHOACAN	SAN LUCAS		870	1041	899				3	1	2		-100%
COAHUILA	SAN JUAN DE SABINAS	848	1093	1099	907			2	1	1	2		-100%
CHIAPAS	CACAHOATAN	999	1127	1110	910			1	1	1	2		-100%
GUERRERO	CUTZAMALA DE PINZON	1050	1138	1113	911			1	1	1	2		-100%
MORELOS	TLALNEPANTLA		1273	1134	914				1	1	2		-100%
SAN LUIS POTOSI	CIUDAD DEL MAIZ	1230		1186	918			1		1	2		-100%
SONORA	MAZATAN	1247		1188	919			1		1	2		-100%
JALISCO	TENAMAXTLAN			1229	923					1	2		-100%
TLAXCALA	SAN FRANCISCO TETLANOHCAN			1288	925					1	2		-100%
ZACATECAS	VILLA GONZALEZ ORTEGA			1303	926					1	2		-100%
PUEBLA	ZAPOTITLAN	529	699		931			7	4		2		-100%
GUERRERO	OLINALA	863	820		934			2	3		2		-100%
PUEBLA	QUIMIXTLAN		877		935				3		2		-100%
DURANGO	GUADALUPE VICTORIA	598	1060		942			5	1		2		-100%
JALISCO	HOSOTIPAQUILLO	878	1100		943			2	1		2		-100%
CHIAPAS	LIBERTAD LA		1204		945				1		2		-100%
JALISCO	PIHUAMO		1246		947				1		2		-100%
MEXICO	SAN SIMON DE GUERRERO		1255		948				1		2		-100%
HIDALGO	CALNALI				953						2		-100%
NUEVO LEON	AGUALEGUAS				955						2		-100%
ZACATECAS	NORIA DE ANGELES				956						2		-100%
MICHOACAN	JOSE SIXTO VERDUZCO			502	962					8	1		-100%

AGUASCALIENTES	TEPEZALA	991	1124	582	967			1	1	6	1		-100%
GUERRERO	BENITO JUAREZ	600	707	621	970			5	4	5	1		-100%
GUERRERO	TEOLOAPAN	655	788	628	974			4	3	5	1		-100%
PUEBLA	CHIAUTZINGO	931	830	750	999			2	3	3	1		-100%
PUEBLA	AJALPAN	1183	855	752	1000			1	3	3	1		-100%
CHIHUAHUA	VALLE DE ZARAGOZA	1028	955	763	1003			1	2	3	1		-100%
TLAXCALA	CUAXOMULCO	949	1118	777	1005			2	1	3	1		-100%
HIDALGO	CHILCUAUTLA	1066		795	1011			1		3	1		-100%
OAXACA	SANTIAGO MATATLAN	1171		796	1012			1		3	1		-100%
VERACRUZ	NAOLINCO	1284		798	1013			1		3	1		-100%
SAN LUIS POTOSI	TAMUIN	793	567	819	1018			3	7	2	1		-100%
PUEBLA	CHAPULCO	1187	759	848	1023			1	4	2	1		-100%
PUEBLA	TETELA DE OCAMPO	1215	975	886	1027			1	2	2	1		-100%
HIDALGO	SAN SALVADOR	873	1099	900	1030			2	1	2	1		-100%
CHIAPAS	ALTAMIRANO	998	1126	905	1031			1	1	2	1		-100%
MEXICO	SULTEPEC	1105	1153	908	1032			1	1	2	1		-100%
VERACRUZ	MINAS LAS	1283	1187	919	1035			1	1	2	1		-100%
JALISCO	CAÑADAS DE OBREGON		1239	921	1036				1	2	1		-100%
JALISCO	TUXCUECA		1249	924	1038				1	2	1		-100%
OAXACA	SANTIAGO NILTEPEC	927		941	1040			2		2	1		-100%
GUERRERO	ZITLALA	1064		946	1042			1		2	1		-100%
TAMAULIPAS	JIMENEZ	1253		954	1045			1		2	1		-100%
SAN LUIS POTOSI	SAN VICENTE TANCUAYALAB			973	1049					2	1		-100%
ZACATECAS	JUCHIPILA	982	839	1032	1061			2	3	1	1		-100%
COAHUILA	DESCONOCIDO	1030	845	1034	1062			1	3	1	1		-100%
MEXICO	TIMILPAN	1107	850	1036	1064			1	3	1	1		-100%
MORELOS	MAZATEPEC		872	1042	1065				3	1	1		-100%
OAXACA	SANTA MAGDALENA JICOTLAN		875	1043	1066				3	1	1		-100%
GUERRERO	LEONARDO BRAVO	862	934	1057	1068			2	2	1	1		-100%
HIDALGO	HUASCA DE OCAMPO	871	936	1059	1069			2	2	1	1		-100%
VERACRUZ	AYAHUALULCO	1272	986	1071	1072			1	2	1	1		-100%
GUERRERO	GENERAL HELIODORO CASTILLO		1003	1077	1074				2	1	1		-100%
SONORA	NACOZARI DE GARCIA		1039	1085	1077				2	1	1		-100%
PUEBLA	COATZINGO	932	1112	1107	1082			2	1	1	1		-100%
MICHOACAN	SUSUPUATO		1268	1132	1086				1	1	1		-100%
MORELOS	TETELA DEL VOLCAN		1272	1133	1087				1	1	1		-100%
NAYARIT	ROSAMORADA		1275	1135	1088				1	1	1		-100%
PUEBLA	SAN SEBASTIAN TLACOTEPEC		1331	1142	1091				1	1	1		-100%
DURANGO	INDE	734		1149	1094			3		1	1		-100%
VERACRUZ	CHINAMPA DE GOROSTIZA	961		1161	1098			2		1	1		-100%
JALISCO	CHIQUILISTLAN	1082		1173	1102			1		1	1		-100%
TLAXCALA	SAN JUAN HUACTZINCO	1262		1190	1107			1		1	1		-100%
CHIAPAS	MEZCALAPA			1200	1109					1	1		-100%
GUERRERO	ALCOZAUCA DE GUERRERO			1215	1111					1	1		-100%
MORELOS	COATLAN DEL RIO			1237	1115					1	1		-100%
MORELOS	MORELOS			1238	1116					1	1		-100%
OAXACA	CIENEGA DE ZIMATLAN			1244	1118					1	1		-100%
OAXACA	SAN ANDRES HUAYAPAM			1247	1119					1	1		-100%
PUEBLA	HUEHUETLA			1267	1120					1	1		-100%
SAN LUIS POTOSI	COXCATLAN			1273	1122					1	1		-100%
SAN LUIS POTOSI	NARANJO EL			1274	1123					1	1		-100%
SAN LUIS POTOSI	TAMASOPO			1275	1124					1	1		-100%
SONORA	BENJAMIN HILL			1279	1125					1	1		-100%
TAMAULIPAS	BUSTAMANTE			1285	1126					1	1		-100%
VERACRUZ	SALTABARRANCA			1294	1127					1	1		-100%
YUCATAN	CALOTMUL			1297	1129					1	1		-100%
COLIMA	MINATITLAN	196	386		1133			44	14		1		-100%
GUANAJUATO	SANTA CATARINA	652	431		1134			4	12		1		-100%
HIDALGO	METEPEC	368	608		1136			13	5		1		-100%
DURANGO	TAMAZULA	425	612		1137			10	5		1		-100%

VERACRUZ	HUAYACOCOTLA	964	750		1139		2	4		1		-100%
TAMAULIPAS	GONZALEZ	496	777		1140		8	3		1		-100%
OAXACA	VILLA DE TAMAZULAPAM DEL PROGR	1181	854		1145		1	3		1		-100%
OAXACA	SAN BLAS ATEMPA		874		1146			3		1		-100%
OAXACA	PINOTEPA DE DON LUIS	571	890		1148		6	2		1		-100%
VERACRUZ	PLATON SANCHEZ	968	945		1149		2	2		1		-100%
ZACATECAS	SAIN ALTO	987	949		1150		2	2		1		-100%
CHIAPAS	HUEHUETAN	1004	951		1151		1	2		1		-100%
PUEBLA	ACTEOPAN	1182	972		1153		1	2		1		-100%
HIDALGO	TENANGO DE DORIA		1004		1156			2		1		-100%
PUEBLA	MAZAPILTEPEC DE JUAREZ		1027		1160			2		1		-100%
PUEBLA	TLAPACOYA		1033		1162			2		1		-100%
OAXACA	SAN JUAN COTZOCON	685	1067		1166		4	1		1		-100%
CHIAPAS	ALDAMA	997	1125		1174		1	1		1		-100%
GUERRERO	FLORENCIO VILLARREAL	1051	1139		1178		1	1		1		-100%
OAXACA	SAN PABLO HUIXTEPEC	1156	1163		1180		1	1		1		-100%
BAJA CALIFORNIA SUR	TIJUANA		1200		1184			1		1		-100%
NUEVO LEON	GENERAL TREVIDO		1282		1188			1		1		-100%
OAXACA	NEJAPA DE MADERO		1290		1189			1		1		-100%
PUEBLA	AXUTLA		1318		1191			1		1		-100%
SAN LUIS POTOSI	SAN MARTIN CHALCHICUAUTLA		1343		1192			1		1		-100%
SONORA	OPODEPE		1351		1193			1		1		-100%
VERACRUZ	JILOTEPEC		1369		1195			1		1		-100%
OAXACA	SANTA MARIA TONAMECA	778			1196		3			1		-100%
CHIAPAS	SOLOSUCHIAPA	834			1197		2			1		-100%
NUEVO LEON	HUALAHUISES	912			1200		2			1		-100%
OAXACA	ABEJONES	915			1201		2			1		-100%
CHIHUAHUA	JULIMES	1020			1203		1			1		-100%
HIDALGO	XOCHICOATLAN	1078			1205		1			1		-100%
JALISCO	ATOYAC	1081			1206		1			1		-100%
MEXICO	ZACUALPAN	1110			1207		1			1		-100%
OAXACA	ANIMAS TRUJANO	1140			1208		1			1		-100%
OAXACA	SAN DIONISIO OCOTEPEC	1151			1209		1			1		-100%
SONORA	COLORADA LA	1243			1211		1			1		-100%
TLAXCALA	SAN LORENZO AXOCOMANITLA	1263			1213		1			1		-100%
VERACRUZ	ACATLAN	1268			1214		1			1		-100%
ARIZONA	DOUGLAS				1217					1		-100%
CAMPECHE	PALIZADA				1219					1		-100%
CHIAPAS	AMATENANGO DE LA FRONTERA				1220					1		-100%
CHIAPAS	CHICOMUSELO				1221					1		-100%
CHIAPAS	EMILIANO ZAPATA				1222					1		-100%
CHIAPAS	SOCOLTENANGO				1223					1		-100%
CHIHUAHUA	GALEANA				1224					1		-100%
CHIHUAHUA	GOMEZ FARIAS				1225					1		-100%
CHIHUAHUA	ROSALES				1226					1		-100%
DURANGO	CANELAS				1227					1		-100%
DURANGO	NOMBRE DE DIOS				1228					1		-100%
DURANGO	TLAHUALILO				1230					1		-100%
GUERRERO	MOCHITLAN				1231					1		-100%
GUERRERO	TLALCHAPA				1232					1		-100%
JALISCO	AMACUECA				1233					1		-100%
JALISCO	AYUTLA				1234					1		-100%
JALISCO	LIMON EL				1237					1		-100%
JALISCO	SAN GABRIEL				1238					1		-100%
JALISCO	VILLA PURIFICACION				1240					1		-100%
MICHOACAN	ANGAMACUTIRO				1241					1		-100%
MICHOACAN	ZACAZONAPAN				1242					1		-100%
NAYARIT	HUAJICORI				1243					1		-100%
NAYARIT	TUXPAN				1244					1		-100%
NUEVO LEON	RAYONES				1246					1		-100%

OAXACA	CHIHUIHUITLAN DE BENITO JUAREZ				1248				1		-100%
OAXACA	CONCEPCION PAPALO				1250				1		-100%
OAXACA	MARTIRES DE TACUBAYA				1251				1		-100%
OAXACA	ROJAS DE CUAUHTEMOC				1252				1		-100%
OAXACA	SAN BALTAZAR LOXICHA				1253				1		-100%
OAXACA	SAN JUAN CACAHUATEPEC				1254				1		-100%
OAXACA	SAN PEDRO IXCATLAN				1256				1		-100%
OAXACA	SANTA MARIA ECATEPEC				1257				1		-100%
OAXACA	SANTA MARIA OZOLOTEPEC				1258				1		-100%
OAXACA	SANTIAGO LLANO GRANDE				1259				1		-100%
OAXACA	SILACAYOAPAM				1260				1		-100%
OHIO	DESCONOCIDO				1262				1		-100%
PUEBLA	NAUPAN				1263				1		-100%
PUEBLA	XOCHITLAN DE VICENTE SUAREZ				1264				1		-100%
SAN LUIS POTOSI	CATORCE				1266				1		-100%
SONORA	SOLEDAD DE GRACIANO SANCHEZ				1268				1		-100%
SONORA	TRINCHERAS				1269				1		-100%
TAMAULIPAS	ABASOLO				1270				1		-100%
TEXAS	DESCONOCIDO				1272				1		-100%
TLAXCALA	HUIMANGUILLO				1273				1		-100%
VERACRUZ	CHICONQUIACO				1274				1		-100%
VERACRUZ	SOLEDAD ATZOMPA				1275				1		-100%
VERACRUZ	TLACOJALPAN				1276				1		-100%
YUCATAN	TINUM				1278				1		-100%
ZACATECAS	BENITO JUAREZ				1279				1		-100%
CHIAPAS	TUZANTAN	1013	753	446				1	4	10	#¡DIV/0!
YUCATAN	IZAMAL		1051	692					2	4	#¡DIV/0!
OAXACA	SAN PABLO HUITZO	686	793	744				4	3	3	#¡DIV/0!
JALISCO	SAN MARCOS	753	802	748				3	3	3	#¡DIV/0!
PUEBLA	CHILCHOTLA	1190	857	753				1	3	3	#¡DIV/0!
SAN LUIS POTOSI	VILLA DE ARISTA	794	925	761				3	2	3	#¡DIV/0!
TLAXCALA	ATLZAYANCA	947	1117	776				2	1	3	#¡DIV/0!
OAXACA	SANTO DOMINGO INGENIO	1175	1167	779				1	1	3	#¡DIV/0!
YUCATAN	MAXCANU	1300	1191	782				1	1	3	#¡DIV/0!
MICHOACAN	CHAVINDA		1261	787					1	3	#¡DIV/0!
PUEBLA	JUAN GALINDO		1325	791					1	3	#¡DIV/0!
HIDALGO	ALMOLOYA			800						3	#¡DIV/0!
OAXACA	SAN FRANCISCO LACHIGOLO			802						3	#¡DIV/0!
SONORA	CUMPAS			804						3	#¡DIV/0!
TLAXCALA	MAZATECOCHCO DE JOSE MARIA MOR	1259	762	849				1	4	2	#¡DIV/0!
OAXACA	PUTLA VILLA DE GUERRERO	622	787	852				5	3	2	#¡DIV/0!
BAJA CALIFORNIA SUR	MULEGE	994	841	864				1	3	2	#¡DIV/0!
JALISCO	TECALITLAN	1092	848	866				1	3	2	#¡DIV/0!
OAXACA	SAN JUAN BAUTISTA ATATLAHUCA		1019	891					2	2	#¡DIV/0!
PUEBLA	HUITZILTEPEC	1201	1170	913				1	1	2	#¡DIV/0!
PUEBLA	XOCHITLAN TODOS SANTOS	1218	1177	915				1	1	2	#¡DIV/0!
GUERRERO	AZOYU		1227	920					1	2	#¡DIV/0!
MICHOACAN	JUNGAPEO		1265	926					1	2	#¡DIV/0!
OAXACA	TEOTITLAN DEL VALLE		1311	927					1	2	#¡DIV/0!
SONORA	MOCTEZUMA		1349	930					1	2	#¡DIV/0!
GUERRERO	COPALILLO	861		938				2		2	#¡DIV/0!
HIDALGO	AJACUBA	868		939				2		2	#¡DIV/0!
TLAXCALA	SANTA APOLONIA TEACALCO	953		942				2		2	#¡DIV/0!
CHIHUAHUA	LOPEZ	1021		945				1		2	#¡DIV/0!
JALISCO	UNION DE TULA	1099		949				1		2	#¡DIV/0!
CHIHUAHUA	PRAXEDIS G. GUERRERO			957						2	#¡DIV/0!
CHIHUAHUA	URIQUE			958						2	#¡DIV/0!
COAHUILA	ABASOLO			959						2	#¡DIV/0!
HIDALGO	SAN FELIPE ORIZATLAN			961						2	#¡DIV/0!
OAXACA	IXTLAN DE JUAREZ			968						2	#¡DIV/0!

PUEBLA	AHUACATLAN			969					2		#¡DIV/0!	
PUEBLA	COXCATLAN			970					2		#¡DIV/0!	
PUEBLA	TEOPANTLAN			971					2		#¡DIV/0!	
PUEBLA	XOCHIAPULCO			972					2		#¡DIV/0!	
VERACRUZ	MANLIO FABIO ALTAMIRANO			975					2		#¡DIV/0!	
VERACRUZ	XOXOCOTLA			976					2		#¡DIV/0!	
DURANGO	SAN JUAN DEL RIO	331	486	979				17	9	1	#¡DIV/0!	
OAXACA	SANTA MARIA JALAPA DEL MARQUES		876	1044					3	1	#¡DIV/0!	
PUEBLA	COATEPEC	628	901	1050					5	2	1	#¡DIV/0!
VERACRUZ	TEOCELO	974	947	1062					2	2	1	#¡DIV/0!
PUEBLA	HUEYTAMALCO		1025	1081					2	1		#¡DIV/0!
PUEBLA	VICENTE GUERRERO		1035	1083					2	1		#¡DIV/0!
TAMAULIPAS	OCAMPO		1042	1086					2	1		#¡DIV/0!
VERACRUZ	TLALNELHUAYOCAN		1050	1090					2	1		#¡DIV/0!
ZACATECAS	GENERAL PANFILO NATERA		1055	1093					2	1		#¡DIV/0!
OAXACA	SAN PEDRO TOTOLAPA	776	1081	1098					3	1	1	#¡DIV/0!
OAXACA	NAZARENO ETLA	919	1109	1105					2	1	1	#¡DIV/0!
GUERRERO	AJUCHITLAN DEL PROGRESO	1047	1137	1112					1	1	1	#¡DIV/0!
JALISCO	TECHALUTA DE MONTENEGRO	1093	1149	1114					1	1	1	#¡DIV/0!
OAXACA	SAN PABLO VILLA DE MITLA	1157	1164	1116					1	1	1	#¡DIV/0!
OAXACA	SAN PEDRO MIXTEPEC DISTR. 26	1160	1165	1117					1	1	1	#¡DIV/0!
TEXAS	SAN ANTONIO	1256	1183	1120					1	1	1	#¡DIV/0!
TLAXCALA	TERRENATE	1264	1184	1121					1	1	1	#¡DIV/0!
GUERRERO	GENERAL CANUTO A. NERI		1229	1127						1	1	#¡DIV/0!
HIDALGO	LOLOTLA		1234	1128						1	1	#¡DIV/0!
NUEVO LEON	BUSTAMANTE		1281	1137						1	1	#¡DIV/0!
SONORA	SAN IGNACIO RIO MUERTO		1352	1143						1	1	#¡DIV/0!
TEXAS	TYLER TEXAS USA		1361	1144						1	1	#¡DIV/0!
VERACRUZ	TEXCATEPEC		1372	1145						1	1	#¡DIV/0!
VERACRUZ	TANCOCO	813		1150					3		1	#¡DIV/0!
OAXACA	SAN ANDRES HUAXPALTEPEC	920		1156					2		1	#¡DIV/0!
OAXACA	VILLA SOLA DE VEGA	929		1158					2		1	#¡DIV/0!
VERACRUZ	RAFAEL LUCIO	970		1163					2		1	#¡DIV/0!
VERACRUZ	ZARAGOZA	978		1164					2		1	#¡DIV/0!
CHIAPAS	CHICOASEN	1001		1166					1		1	#¡DIV/0!
COAHUILA	GENERAL CEPEDA	1031		1169					1		1	#¡DIV/0!
GUERRERO	CUAUTEPEC	1049		1171					1		1	#¡DIV/0!
OAXACA	SAN AGUSTIN ETLA	1147		1177					1		1	#¡DIV/0!
PUEBLA	HUEHUETLAN EL CHICO	1199		1182					1		1	#¡DIV/0!
PUEBLA	SAN NICOLAS LOS RANCHOS	1210		1183					1		1	#¡DIV/0!
SAN LUIS POTOSI	MOCTEZUMA	1233		1187					1		1	#¡DIV/0!
TAMAULIPAS	CENTRO	1252		1189					1		1	#¡DIV/0!
VERACRUZ	COLIPA	1276		1191					1		1	#¡DIV/0!
ARIZONA	DESCONOCIDO			1193							1	#¡DIV/0!
BAJA CALIFORNIA	ECATEPEC DE MORELOS			1194							1	#¡DIV/0!
CHIAPAS	BEJUCAL DE OCAMPO			1195							1	#¡DIV/0!
CHIAPAS	CHANAL			1196							1	#¡DIV/0!
CHIAPAS	LARRAINZAR			1198							1	#¡DIV/0!
CHIAPAS	MARQUES DE COMILLAS			1199							1	#¡DIV/0!
CHIAPAS	RAYON			1201							1	#¡DIV/0!
CHIHUAHUA	CARICHI			1206							1	#¡DIV/0!
CIUDAD DE MÉXICO	AXAPUSCO			1208							1	#¡DIV/0!
COAHUILA	GUERRERO			1209							1	#¡DIV/0!
COAHUILA	LAMADRID			1210							1	#¡DIV/0!
COAHUILA	VIESCA			1211							1	#¡DIV/0!
GUANAJUATO	SAN LUIS ACATLAN			1213							1	#¡DIV/0!
GUERRERO	ACATEPEC			1214							1	#¡DIV/0!
GUERRERO	APAXTLA			1216							1	#¡DIV/0!
GUERRERO	COAHUAYUTLA DE JOSE MARIA IZA			1218							1	#¡DIV/0!
GUERRERO	ZAPOTITLAN TABLAS			1219							1	#¡DIV/0!

HIDALGO	CHAPULHUACAN			1221				1		#iDIV/0!
HIDALGO	HUAZALINGO			1222				1		#iDIV/0!
HIDALGO	JACALA DE LEDEZMA			1223				1		#iDIV/0!
JALISCO	ATEMAJAC DE BRIZUELA			1225				1		#iDIV/0!
JALISCO	BOLAÑOS			1226				1		#iDIV/0!
JALISCO	MEZQUITIC			1228				1		#iDIV/0!
MEXICO	SANTO TOMAS			1231				1		#iDIV/0!
MICHOACAN	COJUMATLAN DE REGULES			1232				1		#iDIV/0!
MICHOACAN	TLALTIZAPAN			1235				1		#iDIV/0!
NUEVO LEON	ACAPONETA			1241				1		#iDIV/0!
OAXACA	MAGDALENA YODOCONO DE PORFIRIO			1245				1		#iDIV/0!
OAXACA	REFORMA DE PINEDA			1246				1		#iDIV/0!
OAXACA	SAN ANDRES IXTLAHUACA			1248				1		#iDIV/0!
OAXACA	SAN FRANCISCO DEL MAR			1249				1		#iDIV/0!
OAXACA	SAN JOSE INDEPENDENCIA			1250				1		#iDIV/0!
OAXACA	SAN JUAN ACHIUTLA			1251				1		#iDIV/0!
OAXACA	SAN JUAN BAUTISTA COIXTLAHUACA			1252				1		#iDIV/0!
OAXACA	SAN JUAN BAUTISTA GUELACHE			1253				1		#iDIV/0!
OAXACA	SAN JUAN LACHAO			1254				1		#iDIV/0!
OAXACA	SAN JUAN MIXTEPEC - DISTR. 26-			1255				1		#iDIV/0!
OAXACA	SAN MARTIN ITUNYOSO			1256				1		#iDIV/0!
OAXACA	SAN PABLO COATLAN			1257				1		#iDIV/0!
OAXACA	SAN PEDRO AMUZGOS			1258				1		#iDIV/0!
OAXACA	SAN SEBASTIAN TEITIPAC			1259				1		#iDIV/0!
OAXACA	SANTA CATARINA QUIOQUITANI			1260				1		#iDIV/0!
OAXACA	SANTA CRUZ DE BRAVO			1261				1		#iDIV/0!
OAXACA	SANTA MARIA PETAPA			1262				1		#iDIV/0!
OAXACA	SANTIAGO YUCUYACHI			1263				1		#iDIV/0!
PUEBLA	AQUIXTLA			1264				1		#iDIV/0!
PUEBLA	CHINANTLA			1265				1		#iDIV/0!
PUEBLA	CUAYUCA DE ANDRADE			1266				1		#iDIV/0!
PUEBLA	SANTA CATARINA TLALTEMPAN			1270				1		#iDIV/0!
SAN LUIS POTOSI	VENADO			1276				1		#iDIV/0!
SINALOA	CARDENAS			1277				1		#iDIV/0!
SONORA	NACORI CHICO			1280				1		#iDIV/0!
SONORA	SAN JAVIER			1283				1		#iDIV/0!
TLAXCALA	MUÑOZ DE DOMINGO ARENAS			1287				1		#iDIV/0!
VERACRUZ	CAMARON DE TEJEDA			1291				1		#iDIV/0!
VERACRUZ	TATATILA			1295				1		#iDIV/0!
YUCATAN	OKKUTZCAB			1298				1		#iDIV/0!
ZACATECAS	GENARO CODINA			1300				1		#iDIV/0!
GUANAJUATO	VICTORIA	401	682				11	4		#iDIV/0!
CHIAPAS	ANGEL ALBINO CORZO	827	735				2	4		#iDIV/0!
CALIFORNIA	ANAHEIM		765					4		#iDIV/0!
PUEBLA	TLACUILOTEPEC	939	833				2	3		#iDIV/0!
PUEBLA	MAGDALENA TLATLAUQUITEPEC LA	1205	858				1	3		#iDIV/0!
CHIHUAHUA	ALLENDE		863					3		#iDIV/0!
JALISCO	JILOTLAN DE LOS DOLORES		867					3		#iDIV/0!
MISSISSIPPI	DESCONOCIDO		871					3		#iDIV/0!
OAXACA	HUAHUTLA DE JIMENEZ		873					3		#iDIV/0!
PUEBLA	TEPEMAXALCO	577	891				6	2		#iDIV/0!
PUEBLA	ALTEPEXI	690	912				4	2		#iDIV/0!
BAJA CALIFORNIA SUR	DESCONOCIDO	825	930				2	2		#iDIV/0!
GUERRERO	AHUACUOTZINGO	857	933				2	2		#iDIV/0!
TLAXCALA	ACUAMANALA DE MIGUEL HIDALGO	946	944				2	2		#iDIV/0!
CHIHUAHUA	NAMIQUIPA	1022	953				1	2		#iDIV/0!
PUEBLA	YAONAHUAC	1219	976				1	2		#iDIV/0!
VERACRUZ	APAZAPAN	1271	985				1	2		#iDIV/0!
VERACRUZ	TEQUILA	1293	992				1	2		#iDIV/0!
ARKANSAS	PINE BLUFF		995					2		#iDIV/0!

ILLINOIS	WESTMONT		1237				1			#iDIV/0!
INDIANA	ANGOLA		1238				1			#iDIV/0!
JALISCO	CHIMALTITAN		1240				1			#iDIV/0!
JALISCO	CONCEPCION DE BUENOS AIRES		1241				1			#iDIV/0!
JALISCO	MANZANILLA DE LA PAZ LA		1243				1			#iDIV/0!
JALISCO	MEXTICACAN		1245				1			#iDIV/0!
JALISCO	ZAPOTITLAN DE VADILLO		1250				1			#iDIV/0!
KANSAS	DESCONOCIDO		1251				1			#iDIV/0!
MICHOACAN	EPITACIO HUERTA		1263				1			#iDIV/0!
MISSISSIPPI	GRENADA		1271				1			#iDIV/0!
NAYARIT	AHUACATLAN		1274				1			#iDIV/0!
NEW MEXICO	ALBURQUERQUE		1277				1			#iDIV/0!
NEW MEXICO	ANTELOPE		1278				1			#iDIV/0!
NEW MEXICO	SANTA FE		1279				1			#iDIV/0!
NUEVO LEON	PARAS		1283				1			#iDIV/0!
OAXACA	CHALCATONGO DE HIDALGO		1285				1			#iDIV/0!
OAXACA	IXPANTEPEC NIEVES		1287				1			#iDIV/0!
OAXACA	MAGDALENA TEQUISISTLAN		1288				1			#iDIV/0!
OAXACA	SAN AGUSTIN LOXICHA		1291				1			#iDIV/0!
OAXACA	SAN BALTAZAR CHICHICAPAM		1292				1			#iDIV/0!
OAXACA	SAN BARTOLO SOYALTEPEC		1293				1			#iDIV/0!
OAXACA	SAN BARTOLOME ZOOGOCHO		1294				1			#iDIV/0!
OAXACA	SAN BERNARDO MIXTEPEC		1295				1			#iDIV/0!
OAXACA	SAN FRANCISCO TELIXTLAHUCA		1297				1			#iDIV/0!
OAXACA	SAN JERONIMO TAVICHE		1298				1			#iDIV/0!
OAXACA	SANTA ANA		1301				1			#iDIV/0!
OAXACA	SANTA ANA ZEGACHE		1302				1			#iDIV/0!
OAXACA	SANTA CRUZ XITLA		1303				1			#iDIV/0!
OAXACA	SANTA LUCIA OCOTLAN		1304				1			#iDIV/0!
OAXACA	SANTA MARIA NATIVITAS		1305				1			#iDIV/0!
OAXACA	SANTA MARIA XADANI		1306				1			#iDIV/0!
OAXACA	SANTA MARIA YOLOTEPEC		1307				1			#iDIV/0!
OAXACA	SANTIAGO HUAJOLOTITLAN		1308				1			#iDIV/0!
OAXACA	SANTIAGO LAOLLAGA		1309				1			#iDIV/0!
OAXACA	SANTIAGO TILLO		1310				1			#iDIV/0!
OAXACA	TRINIDAD VISTA HERMOSA LA		1312				1			#iDIV/0!
PRUEBA SISTEMAS	KIGALI		1314				1			#iDIV/0!
PUEBLA	AHUEHUETITLA		1315				1			#iDIV/0!
PUEBLA	EPATLAN		1320				1			#iDIV/0!
PUEBLA	HONEY		1321				1			#iDIV/0!
PUEBLA	IXTLAN DE JUAREZ		1322				1			#iDIV/0!
PUEBLA	JOLALPAN		1323				1			#iDIV/0!
PUEBLA	JONOTLA		1324				1			#iDIV/0!
PUEBLA	TEOTLALCO		1332				1			#iDIV/0!
PUEBLA	TEPANGO DE RODRIGUEZ		1333				1			#iDIV/0!
PUEBLA	TEPEXCO		1334				1			#iDIV/0!
PUEBLA	ZOQUITLAN		1336				1			#iDIV/0!
QUERETARO	LANDA DE MATAMOROS		1337				1			#iDIV/0!
QUINTANA ROO	QUERETARO		1339				1			#iDIV/0!
SAN LUIS POTOSI	TAMPACAN		1344				1			#iDIV/0!
SAN LUIS POTOSI	TANQUIAN DE ESCOBEDO		1345				1			#iDIV/0!
SAN LUIS POTOSI	VILLA JUAREZ		1346				1			#iDIV/0!
SAN SALVADOR	EL SALVADOR		1347				1			#iDIV/0!
SONORA	NACO		1350				1			#iDIV/0!
SONORA	SINALOA		1354				1			#iDIV/0!
TAMAULIPAS	CRUILLAS		1357				1			#iDIV/0!
TAMAULIPAS	MIQUIHUANA		1358				1			#iDIV/0!
TAMAULIPAS	VILLAGRAN		1360				1			#iDIV/0!
VERACRUZ	BENITO JUAREZ		1363				1			#iDIV/0!
VERACRUZ	CHONTLA		1364				1			#iDIV/0!

VERACRUZ	COAHUILTAN		1365				1			#¡DIV/0!
VERACRUZ	COETZALA		1366				1			#¡DIV/0!
VERACRUZ	MIXTLA DE ALTAMIRANO		1370				1			#¡DIV/0!
YUCATAN	CHACSINKIN		1376				1			#¡DIV/0!
YUCATAN	CHOCHOLA		1377				1			#¡DIV/0!
YUCATAN	CONKAL		1378				1			#¡DIV/0!
ZACATECAS	APULCO		1380				1			#¡DIV/0!
VERACRUZ	NARANJAL	643					5			#¡DIV/0!
GUERRERO	ALPOYECA	738					3			#¡DIV/0!
SONORA	ACONCHI	796					3			#¡DIV/0!
TAMAULIPAS	GUEMEZ	798					3			#¡DIV/0!
YUCATAN	MOTUL	817					3			#¡DIV/0!
COAHUILA	OCAMPO	847					2			#¡DIV/0!
GUERRERO	SAN MIGUEL TOTOLAPAN	867					2			#¡DIV/0!
OAXACA	SAN JUAN BAUTISTA TLACOATZINTE	923					2			#¡DIV/0!
OAXACA	TRINIDAD ZAACHILA	928					2			#¡DIV/0!
VERACRUZ	HIGO EL	963					2			#¡DIV/0!
VERACRUZ	IXCATEPEC	965					2			#¡DIV/0!
VERACRUZ	TUXTILLA	976					2			#¡DIV/0!
BAJA CALIFORNIA SUR	LORETO	993					1			#¡DIV/0!
CHIASPAS	IXTACOMITAN	1006					1			#¡DIV/0!
CHIASPAS	METAPA	1009					1			#¡DIV/0!
CHIHUAHUA	BACHINIVA	1015					1			#¡DIV/0!
CHIHUAHUA	DR BELISARIO DOMINGUEZ	1017					1			#¡DIV/0!
CHIHUAHUA	RIVA PALACIO	1024					1			#¡DIV/0!
CHIHUAHUA	ROSARIO	1025					1			#¡DIV/0!
CHIHUAHUA	SAUCILLO	1027					1			#¡DIV/0!
COAHUILA	CUATROCIENEGAS	1029					1			#¡DIV/0!
COAHUILA	VILLA UNION	1035					1			#¡DIV/0!
GUANAJUATO	ATARJEA	1043					1			#¡DIV/0!
GUERRERO	COCHOAPA EL GRANDE	1048					1			#¡DIV/0!
GUERRERO	PEDRO ASCENCIO ALQUISIRAS	1055					1			#¡DIV/0!
GUERRERO	TLACOACHISTLAHUACA	1058					1			#¡DIV/0!
GUERRERO	TLACOAPA	1059					1			#¡DIV/0!
GUERRERO	XOCHISTLAHUACA	1062					1			#¡DIV/0!
HIDALGO	PACULA	1071					1			#¡DIV/0!
HIDALGO	PISAFLORES	1072					1			#¡DIV/0!
HIDALGO	TLAHUILTEPA	1077					1			#¡DIV/0!
ILLINOIS	DESCONOCIDO	1079					1			#¡DIV/0!
JALISCO	ATENGO	1080					1			#¡DIV/0!
JALISCO	CUQUIO	1083					1			#¡DIV/0!
JALISCO	MIXTLAN	1086					1			#¡DIV/0!
MICHOACAN	CHUCANDIRO	1113					1			#¡DIV/0!
MICHOACAN	ISIDRO FABELA	1119					1			#¡DIV/0!
MORELOS	JILOTEPEC	1127					1			#¡DIV/0!
MORELOS	TEMOAYA	1129					1			#¡DIV/0!
NAYARIT	DEL NAYAR	1131					1			#¡DIV/0!
NEVADA	LAS VEGAS	1134					1			#¡DIV/0!
NUEVO LEON	ITURBIDE	1137					1			#¡DIV/0!
OAXACA	CALIHUALA	1141					1			#¡DIV/0!
OAXACA	MAGDALENA MIXTEPEC	1145					1			#¡DIV/0!
OAXACA	MESONES HIDALGO	1146					1			#¡DIV/0!
OAXACA	SAN AGUSTIN TLACOTEPEC	1148					1			#¡DIV/0!
OAXACA	SAN BARTOLO YAUTEPEC	1150					1			#¡DIV/0!
OAXACA	SAN FELIPE JALAPA DE DIAZ	1152					1			#¡DIV/0!
OAXACA	SAN JUAN LALANA	1153					1			#¡DIV/0!
OAXACA	SAN MIGUEL QUETZALTEPEC	1154					1			#¡DIV/0!
OAXACA	SAN PEDRO HUAMELULA	1158					1			#¡DIV/0!
OAXACA	SAN SEBASTIAN ABASOLO	1161					1			#¡DIV/0!
OAXACA	SANTA CATALINA QUIERI	1162					1			#¡DIV/0!

OAXACA	SANTA CRUZ ACATEPEC	1163					1					#¡DIV/0!
OAXACA	SANTA CRUZ PAPALUTLA	1165					1					#¡DIV/0!
OAXACA	SANTA MARIA ALOTEPEC	1166					1					#¡DIV/0!
OAXACA	SANTIAGO JOCOTEPEC	1170					1					#¡DIV/0!
OAXACA	SANTIAGO TENANGO	1172					1					#¡DIV/0!
OAXACA	SANTIAGO TEPEXTLA	1173					1					#¡DIV/0!
OAXACA	SANTIAGO YAVEO	1174					1					#¡DIV/0!
OAXACA	SANTO DOMINGO IXCATLAN	1176					1					#¡DIV/0!
OAXACA	SANTO DOMINGO TOMALTEPEC	1177					1					#¡DIV/0!
OAXACA	TEPELME VILLA DE MORELOS	1180					1					#¡DIV/0!
PUEBLA	AYOTOXCO DE GUERRERO	1185					1					#¡DIV/0!
PUEBLA	CHICHQUILA	1188					1					#¡DIV/0!
PUEBLA	COHETZALA	1191					1					#¡DIV/0!
PUEBLA	COYOTEPEC	1192					1					#¡DIV/0!
PUEBLA	ELOXOCHITLAN	1195					1					#¡DIV/0!
PUEBLA	HUATLATLAUCA	1198					1					#¡DIV/0!
PUEBLA	IXTACAMAXTITLAN	1204					1					#¡DIV/0!
PUEBLA	SANTA INES AHUATEMPAN	1211					1					#¡DIV/0!
PUEBLA	TENAMPULCO	1213					1					#¡DIV/0!
QUERETARO	ARROYO SECO	1222					1					#¡DIV/0!
QUERETARO	PINAL DE AMOLES	1224					1					#¡DIV/0!
SAN LUIS POTOSI	ESCUINAPA	1231					1					#¡DIV/0!
SAN LUIS POTOSI	HUEHUETLAN	1232					1					#¡DIV/0!
SAN LUIS POTOSI	RAYON	1234					1					#¡DIV/0!
SAN LUIS POTOSI	TIERRA NUEVA	1238					1					#¡DIV/0!
SAN LUIS POTOSI	VILLA DE LA PAZ	1239					1					#¡DIV/0!
TLAXCALA	BENITO JUAREZ	1257					1					#¡DIV/0!
VERACRUZ	COXQUIHUI	1278					1					#¡DIV/0!
VERACRUZ	IXHUACAN DE LOS REYES	1279					1					#¡DIV/0!
VERACRUZ	TLACOLULAN	1294					1					#¡DIV/0!
VERACRUZ	YECUATLA	1297					1					#¡DIV/0!
YUCATAN	ACANCEH	1298					1					#¡DIV/0!
YUCATAN	MANI	1299					1					#¡DIV/0!
TOTAL GENERAL SECTOR ASEGURADOR							87699	92516	84025	68683	61413	-11%

TOTAL DE MUNICIPIOS A NIVEL NACIONAL ,ene-diciembre de cada	1309	1383	1304	1279	1299
INCREMENTO %, DE CANTIDAD DE MUNICIPIOS CON ROBO		6%	-6%	-2%	2%



VEHÍCULOS ROBADOS AL SECTOR ASEGURADOR A NIVEL NACIONAL, **POR MODELO**, DURANTE EL PERIODO 01/01/2021-31/12/2021 Y SU COMPORTAMIENTO DURANTE EL MISMO PERIODO DE 2020, ORDENADO POR MODELO.

MODELO	TOTAL NACIONAL POR MODELO											
	CON VIOLENCIA			ESTACIONADO			TOTAL			% DEL TOT.		
	2020	2021	% DE INCR.	2020	2021	% DE INCR.	2020	2021	% DE INCR.			
1953	1		-100%				1	0	-100%	0%		
1961	1		-100%				1	0	-100%	0%		
1966	1		-100%				1	0	-100%	0%		
1968					1		0	1		0%		
1970	1		-100%		1		1	1	0%	0%		
1971		1			1		0	2		0%		
1972	1		-100%		1		1	1	0%	0%		
1973	1	2	100%	1		-100%	2	2	0%	0%		
1974	2	3	50%	1		-100%	3	3	0%	0%		
1975	1	2	100%	1	1	0%	2	3	50%	0%		
1976	2	1	-50%	2		-100%	4	1	-75%	0%		
1977		1			1		0	2		0%		
1978	2	1	-50%		1		2	2	0%	0%		
1979	3	3	0%	2		-100%	5	3	-40%	0%		
1980	5	7	40%	4	3	-25%	9	10	11%	0%		
1981	16	2	-88%	3	1	-67%	19	3	-84%	0%		
1982	6	1	-83%	7	4	-43%	13	5	-62%	0%		
1983		1		2		-100%	2	1	-50%	0%		
1984	6	4	-33%	5	4	-20%	11	8	-27%	0%		
1985	9	3	-67%	9	4	-56%	18	7	-61%	0%		
1986	5	1	-80%	9	3	-67%	14	4	-71%	0%		
1987	6	1	-83%	8	7	-13%	14	8	-43%	0%		
1988	6	3	-50%	14	12	-14%	20	15	-25%	0%		
1989	9	8	-11%	24	11	-54%	33	19	-42%	0%		
1990	6	16	167%	42	23	-45%	48	39	-19%	0%		
1991	16	17	6%	59	38	-36%	75	55	-27%	0%		
1992	23	24	4%	80	74	-8%	103	98	-5%	0%		
1993	27	21	-22%	65	59	-9%	92	80	-13%	0%		
1994	42	28	-33%	121	90	-26%	163	118	-28%	0%		
1995	40	34	-15%	93	92	-1%	133	126	-5%	0%		
1996	26	27	4%	93	87	-6%	119	114	-4%	0%		
1997	46	44	-4%	175	149	-15%	221	193	-13%	0%		
1998	93	54	-42%	258	228	-12%	351	282	-20%	0%		
1999	96	83	-14%	270	201	-26%	366	284	-22%	0%		
2000	150	115	-23%	467	315	-33%	617	430	-30%	1%		
2001	195	153	-22%	422	333	-21%	617	486	-21%	1%		
2002	150	132	-12%	348	299	-14%	498	431	-13%	1%		
2003	176	141	-20%	328	284	-13%	504	425	-16%	1%		
2004	211	182	-14%	413	317	-23%	624	499	-20%	1%		
2005	317	243	-23%	477	375	-21%	794	618	-22%	1%		
2006	369	330	-11%	579	437	-25%	948	767	-19%	1%		
2007	499	444	-11%	681	493	-28%	1180	937	-21%	2%		
2008	720	558	-23%	670	579	-14%	1390	1137	-18%	2%		
2009	657	496	-25%	590	471	-20%	1247	967	-22%	2%		
2010	628	505	-20%	524	437	-17%	1152	942	-18%	2%		
2011	885	648	-27%	669	575	-14%	1554	1223	-21%	2%		
2012	1229	903	-27%	851	718	-16%	2080	1621	-22%	3%		
2013	1496	1188	-21%	976	836	-14%	2472	2024	-18%	3%		
2014	1807	1367	-24%	1299	1049	-19%	3106	2416	-22%	4%		
2015	2558	2033	-21%	1507	1357	-10%	4065	3390	-17%	6%		
2016	3920	3040	-22%	1868	1681	-10%	5788	4721	-18%	8%		
2017	5416	4101	-24%	2681	2435	-9%	8097	6536	-19%	11%		
2018	6979	5113	-27%	3387	2838	-16%	10366	7951	-23%	13%		
2019	7452	4829	-35%	3745	2791	-25%	11197	7620	-32%	12%		
2020	5524	5672	3%	2731	3044	11%	8255	8716	6%	14%		
2021	219	3765	1619%	70	1804	2477%	289	5569	1827%	9%		
2022		336			162		0	498		1%		
TOTAL GENERAL	42,056	36,687	-13%	26,631	24,727	-7%	68,687	61,414	-11%	100%		
PORCENTAJE DE PARTICIPACION POR TIPO DE ROBO Y POR AÑO.	61%	60%		39%	40%							

VEHÍCULOS ROBADOS AL SECTOR ASEGURADOR A NIVEL NACIONAL, POR TIPO DE TRANSPORTE, DURANTE EL PERIODO 01/01/2021-31/12/2021 Y SU COMPORTAMIENTO DURANTE EL MISMO PERIODO DE 2020.

TIPO DE TRANSPORTE	TOTAL SECTOR									
	CON VIOLENCIA			ESTACIONADO			TOTAL			% DEL TOT.
	2020	2021	% DE INCR.	2020	2021	% DE INCR.	2020	2021	% DE INCR.	
AUTOMOVILES	26,876	23,203	-14%	16,434	16,205	-1%	43,310	39,408	-9%	64%
COLECTIVO	4	11	175%	2	6	200%	6	17	183%	0%
MICROBUS	1	1	0%	3	1	-67%	4	2	-50%	0%
MOTOCICLETAS	2,287	1,859	-19%	2,992	2,279	-24%	5,279	4,138	-22%	7%
OTROS	24	16	-33%	9	8	-11%		24		0%
SUBTOTAL (EQUIPO LIGERO)	29,192	25,090	-14%	19,440	18,499	-5%	48,599	43,589	-10%	71%
AUTOBUS	30	35	17%	21	11	-48%	51	46	-10%	0%
COMERCIAL	7,953	7,081	-11%	4,650	4,263	-8%	12,603	11,344	-10%	18%
CAMION HASTA 6.5 TON.	94	93	-1%	26	18	-31%	120	111	-8%	0%
CAMION HASTA 7.5 TON.	50	60	20%	20	14	-30%	70	74	6%	0%
CAMION HASTA 9.5 TON.	223	259	16%	136	117	-14%	359	376	5%	1%
CAMION HASTA 12.5 TON.	305	282	-8%	218	206	-6%	523	488	-7%	1%
SUBTOTAL (TRANSPORTE DE CARGA)	8,655	7,810	-10%	5,071	4,629	-9%	13,726	12,439	-9%	20%
CAMION MAS DE 12.5 TON.	173	144	-17%	114	71	-38%	287	215	-25%	0%
SEMIRREMOLQUES	1,852	1,690	-9%	879	672	-24%	2,731	2,362	-14%	4%
TRACTOCAMIONES	2,184	1,953	-11%	1,127	856	-24%	3,311	2,809	-15%	5%
SUBTOTAL (EQUIPO PESADO)	4,209	3,787	-10%	2,120	1,599	-25%	6,329	5,386	-15%	9%
TOTAL GENERAL	42,056	36,687	-13%	26,631	24,727	-7%	68,654	61,414	-11%	100%

Oficina Coordinadora de Riesgos Asegurados, S.C.

VEHÍCULOS DEL SECTOR ASEGURADOR

Robados y Recuperados

Diciembre 2021



ocra



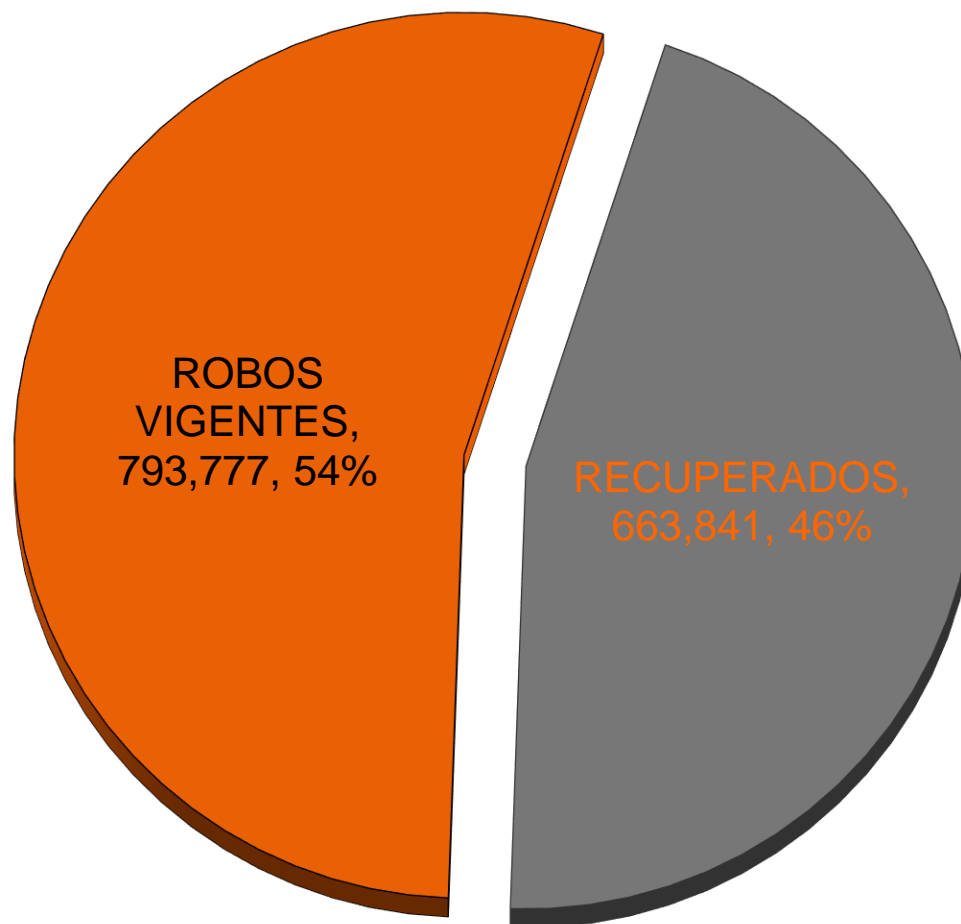
CONTENIDO DE LA BASE DE DATOS, SISTEMA OCRA VIRTUAL

1,457,618 REPORTE DE VEHÍCULOS
ASEGURADOS ROBADOS.

A DICIEMBRE 2021.



STATUS DE LOS REPORTES





PERIODO: ENERO-DIC. DE 2020 vs ENERO-DIC. DE 2021
(actualizado al 31 de diciembre de 2021)



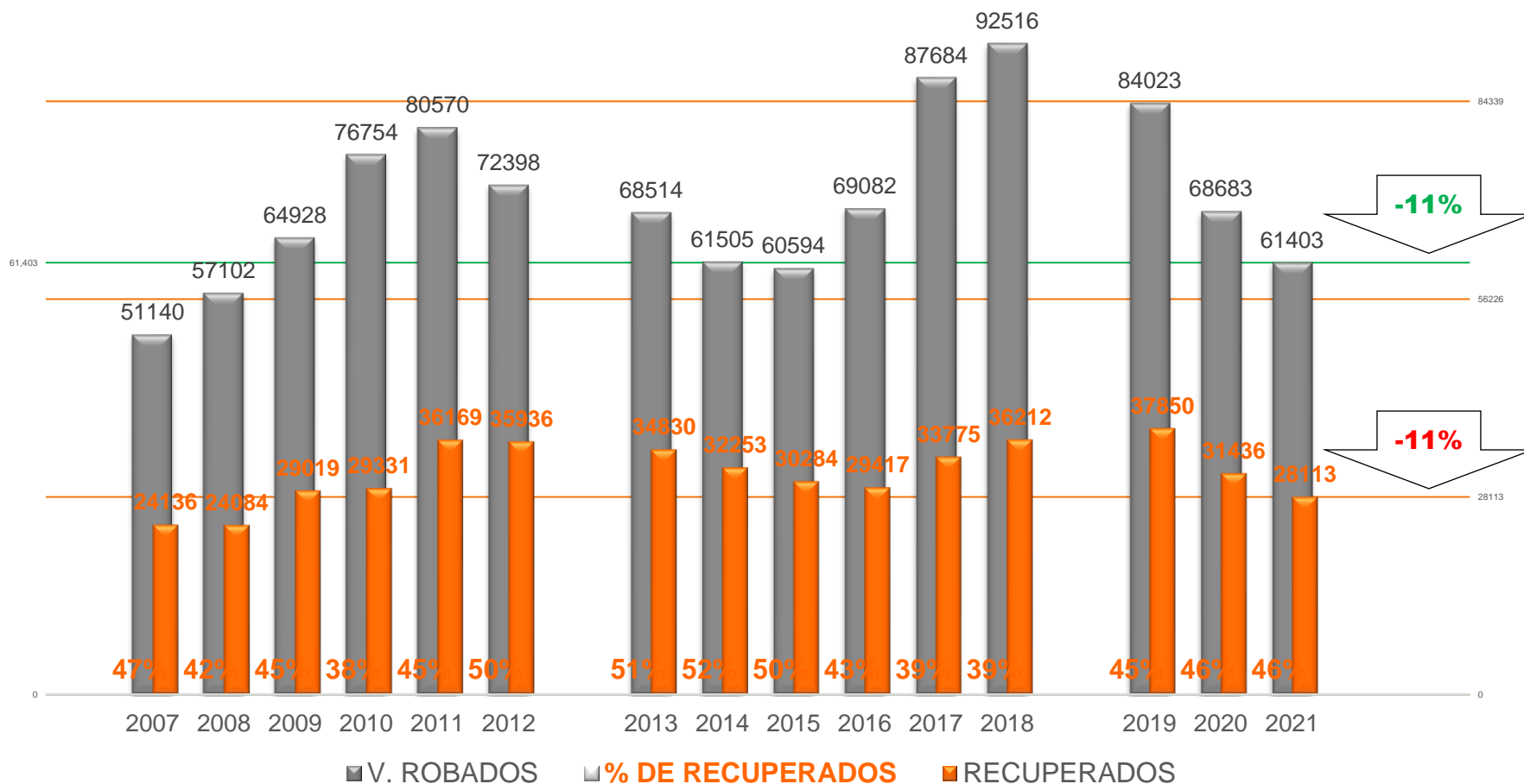
VEHÍCULOS ROBADOS					LUGAR	PART
ESTADOS	2020	2021	VARIACIÓN	ROBO DIARIO		
EDO. DE MÉX.	19,745	18,570	-6%	51	1	30%
JALISCO	9,998	10,074	1%	28	2	16%
CD. DE MÉX.	7,161	5,216	-27%	14	3	8%
GUANAJUATO	4,299	2,818	-34%	8	4	5%
PUEBLA	3,331	2,680	-20%	7	5	4%
MICHOACAN	2,265	2,160	-5%	6	6	4%
VERACRUZ	2,814	2,156	-23%	6	7	4%
SINALOA	2,127	2,011	-5%	6	8	3%
NUEVO LEON	2,198	1,862	-15%	5	9	3%
B. C. NORTE	1,494	1,416	-5%	4	10	2%
QUERETARO	1,410	1,399	-1%	4	11	2%
MORELOS	1,336	1,316	-1%	4	12	2%
S. L. POTOSÍ	940	1,099	17%	3	13	2%
CHIHUAHUA	1,041	952	-9%	3	14	2%
TABASCO	1,438	867	-40%	2	15	1%
HIDALGO	852	787	-8%	2	16	1%
GUERRERO	802	684	-15%	2	17	1%
Q. ROO	645	665	3%	2	18	1%
TAMAULIPAS	673	567	-16%	2	19	1%
SONORA	630	554	-12%	2	20	1%
AGSCS.	444	533	20%	1	21	1%
TLAXCALA	485	459	-5%	1	22	1%
CHIAPAS	462	427	-8%	1	23	1%
COAHUILA	460	415	-10%	1	24	1%
OAXACA	488	392	-20%	1	25	1%
ZACATECAS	226	363	61%	1	26	1%
DURANGO	216	250	16%	1	27	0%
COLIMA	207	223	8%	1	28	0%
NAYARIT	144	146	1%	0	29	0%
YUCATAN	141	119	-16%	0	30	0%
CAMPECHE	95	77	-19%	0	31	0%
B. C. SUR	98	70	-29%	0	32	0%
OTROS	18	76	322%	0		
T. Nacional	68,683	61,403	-11%	168		
PROM. MENSU	5,724	5,117				

CON VIOLENCIA			LUGAR	PART
2020	2021	DIF.		
69%	69%	0%	1	17%
55%	48%	-7%	2	12%
48%	47%	-1%	3	8%
76%	74%	-3%	4	7%
74%	72%	-2%	5	7%
72%	71%	-1%	6	5%
61%	61%	0%	7	4%
79%	83%	3%	8	4%
42%	44%	2%	9	4%
37%	37%	0%	10	3%
49%	49%	0%	11	3%
69%	69%	-1%	12	2%
49%	51%	2%	13	2%
32%	31%	-1%	14	2%
66%	68%	2%	15	2%
57%	61%	4%	16	2%
81%	76%	-5%	17	2%
31%	36%	5%	18	2%
64%	54%	-9%	19	2%
47%	45%	-2%	20	2%
39%	46%	7%	21	1%
72%	68%	-5%	22	1%
52%	63%	11%	23	1%
43%	33%	-10%	24	1%
54%	55%	1%	25	1%
73%	78%	5%	26	1%
54%	62%	8%	27	1%
39%	32%	-7%	28	1%
49%	52%	3%	29	1%
23%	35%	12%	30	0%
43%	39%	-4%	31	0%
18%	21%	3%	32	0%
78%	66%	-12%		
61%	60%	-1%		

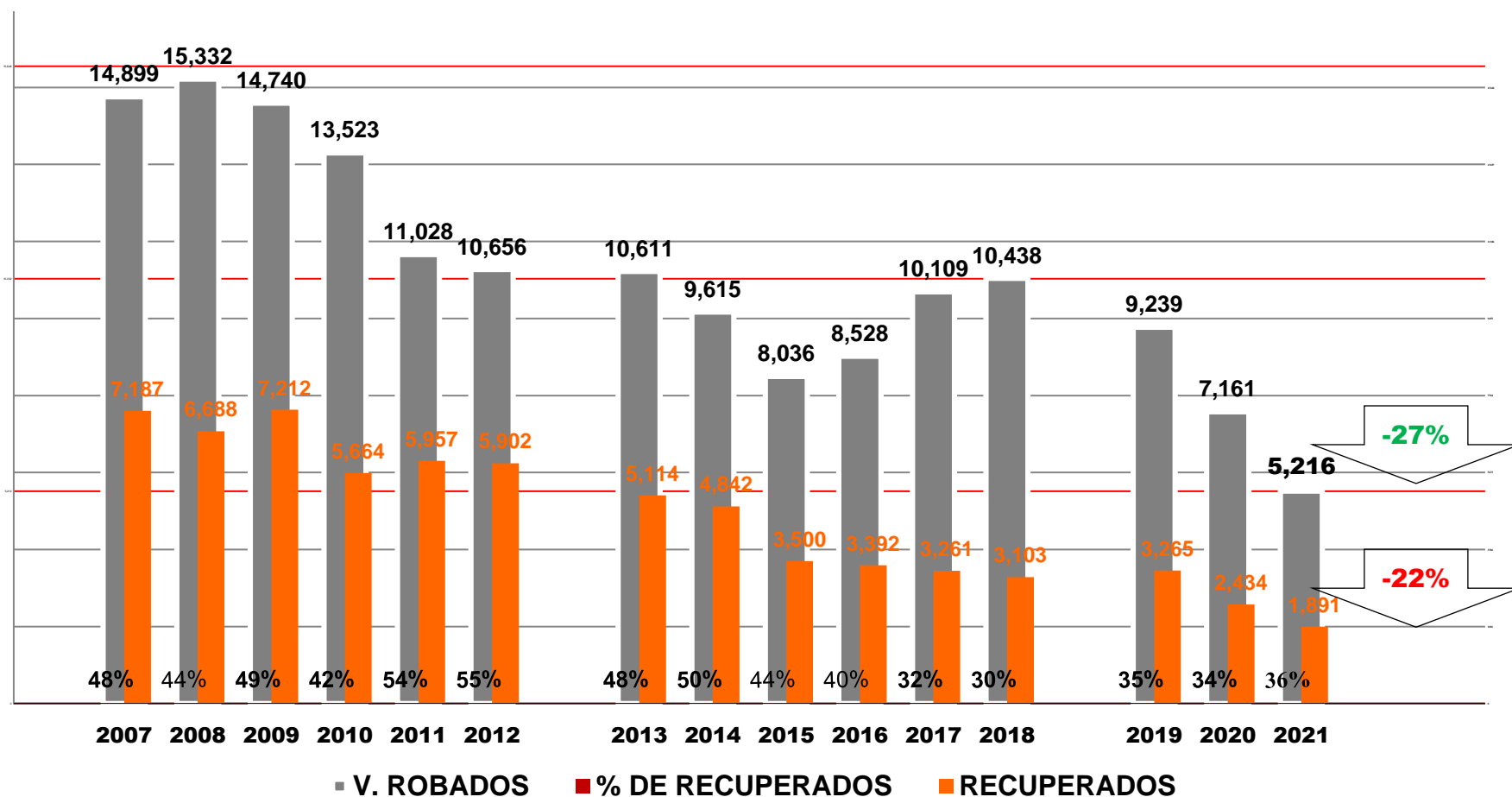
VEHÍCULOS RECUPERADOS				
ESTADOS	2020	2021	VARIACIÓN	RECUP. DIARIO
EDO. DE MÉX.	5,389	4,671	-13%	13
JALISCO	4,030	3,445	-15%	9
GUANAJUATO	2,897	2,181	-25%	6
CD. DE MÉX.	2,434	1,891	-22%	5
PUEBLA	2,283	1,884	-17%	5
VERACRUZ	1,686	1,470	-13%	4
MICHOACAN	1,377	1,258	-9%	3
QUERETARO	1,037	1,176	13%	3
NUEVO LEON	1,297	1,048	-19%	3
HIDALGO	881	794	-10%	2
B. C. NORTE	691	718	4%	2
SINALOA	645	696	8%	2
GUERRERO	637	618	-3%	2
S. L. POTOSÍ	526	610	16%	2
MORELOS	590	552	-6%	2
CHIHUAHUA	535	535	0%	1
TABASCO	727	505	-31%	1
TLAXCALA	491	495	1%	1
CHIAPAS	318	436	37%	1
TAMAULIPAS	406	425	5%	1
SONORA	261	326	25%	1
Q. ROO	283	325	15%	1
COAHUILA	265	313	18%	1
OAXACA	398	309	-22%	1
AGSCS.	217	286	32%	1
ZACATECAS	207	249	20%	1
NAYARIT	273	224	-18%	1
DURANGO	172	183	6%	1
COLIMA	174	172	-1%	0
YUCATAN	84	128	52%	0
CAMPECHE	131	105	-20%	0
B. C. SUR	80	66	-18%	0
OTROS	14	19	36%	0
T. Nacional	31,436	28,113	-11%	77
PROM. MENSU	2,620	2,343		



ENERO A DICIEMBRE DE CADA AÑO TOTAL NACIONAL



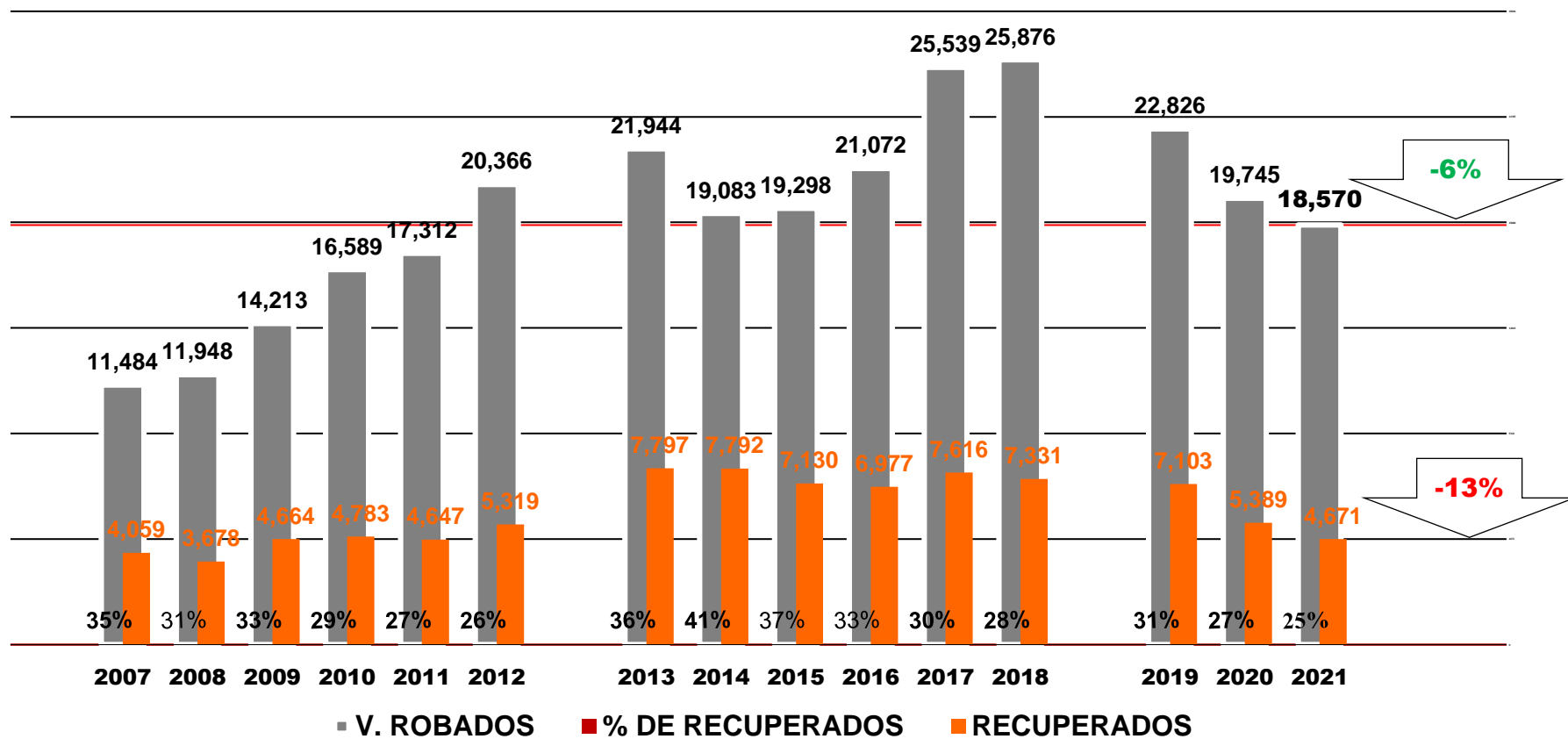
ENERO A DICIEMBRE DE CADA AÑO CIUDAD DE MÉXICO



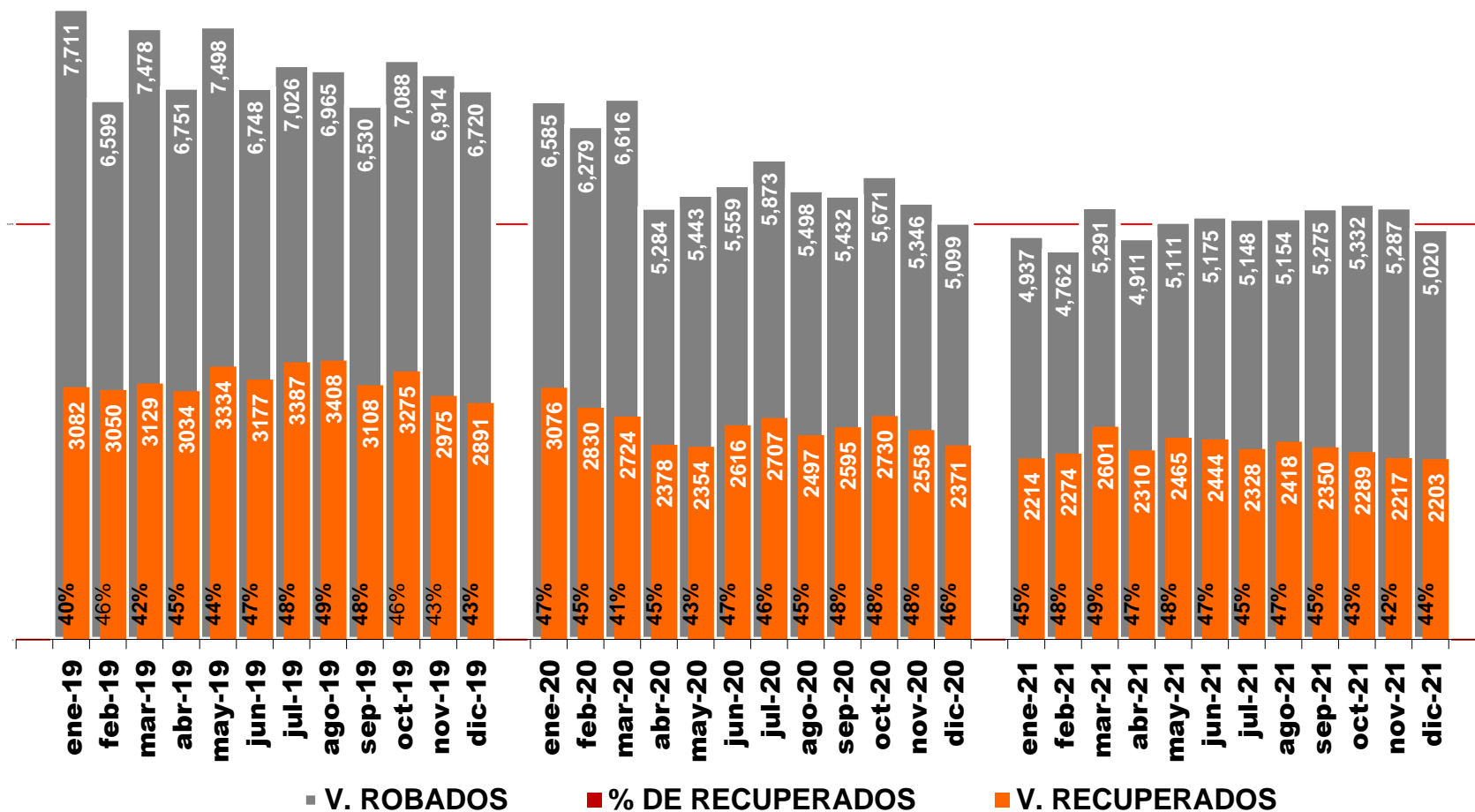
-27%

-22%

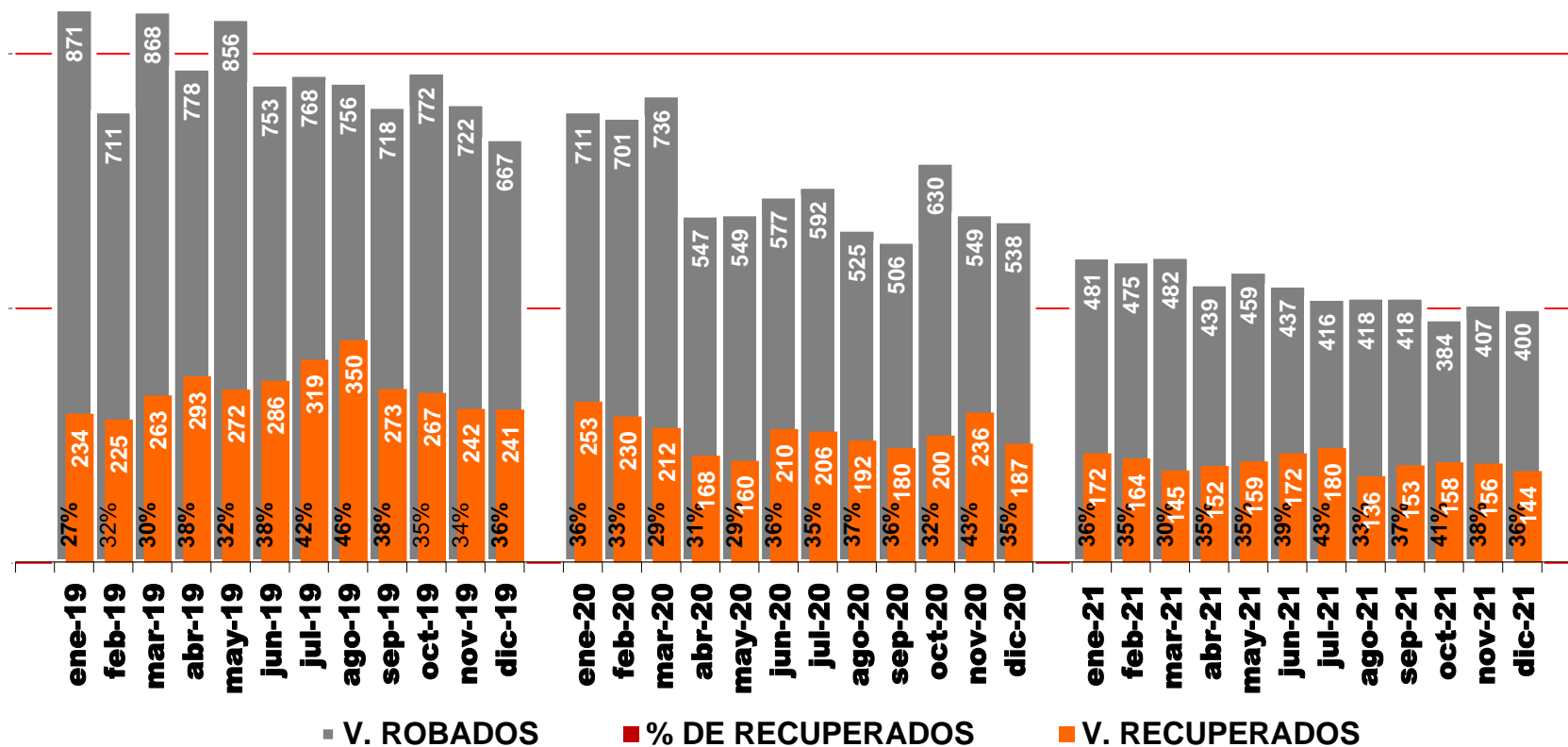
ENERO A DICIEMBRE DE CADA AÑO EDO. DE MÉXICO



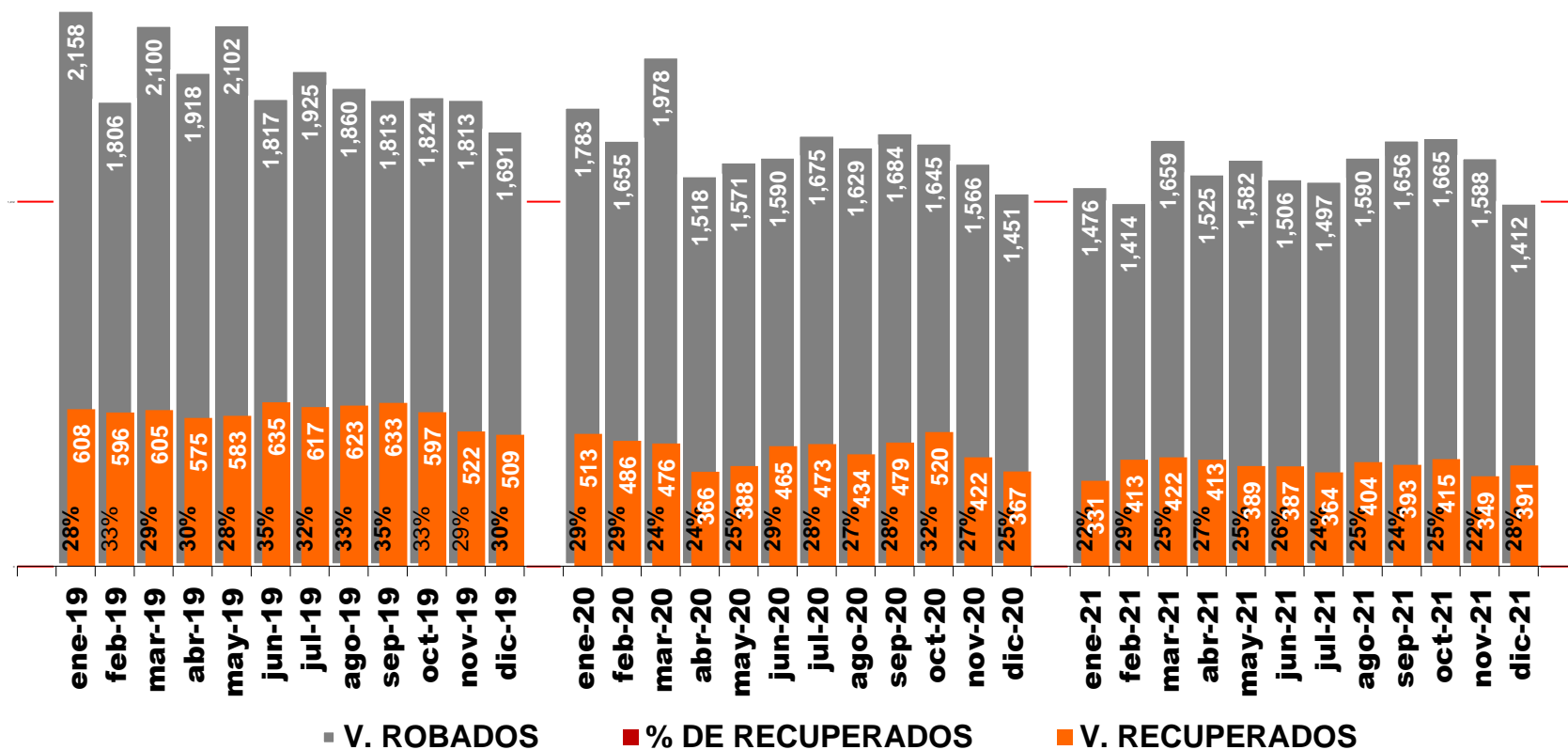
ENERO DE 2019 A DICIEMBRE DE 2021 TOTAL NACIONAL

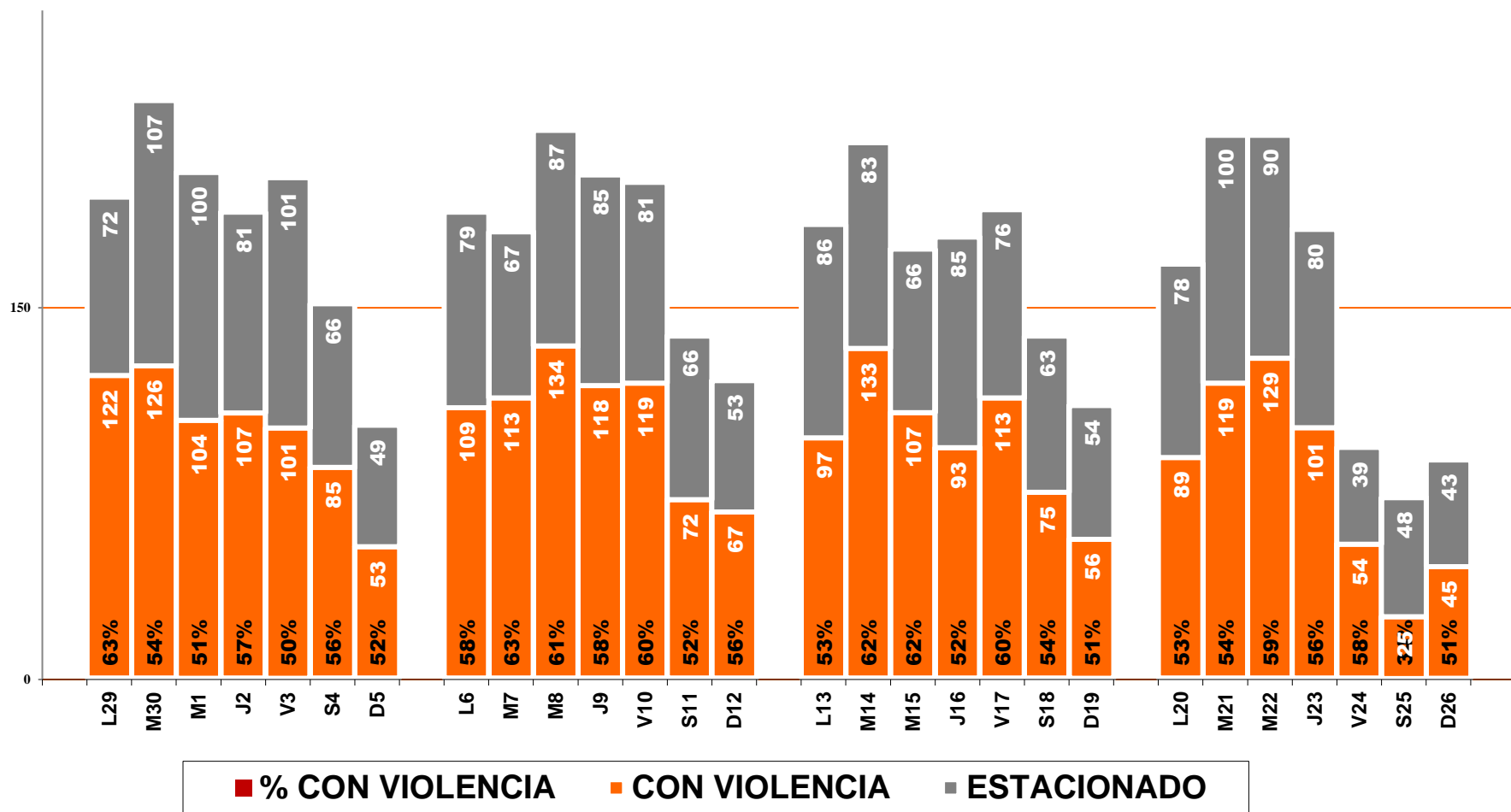


ENERO DE 2019 A DICIEMBRE DE 2021 CIUDAD DE MÉXICO

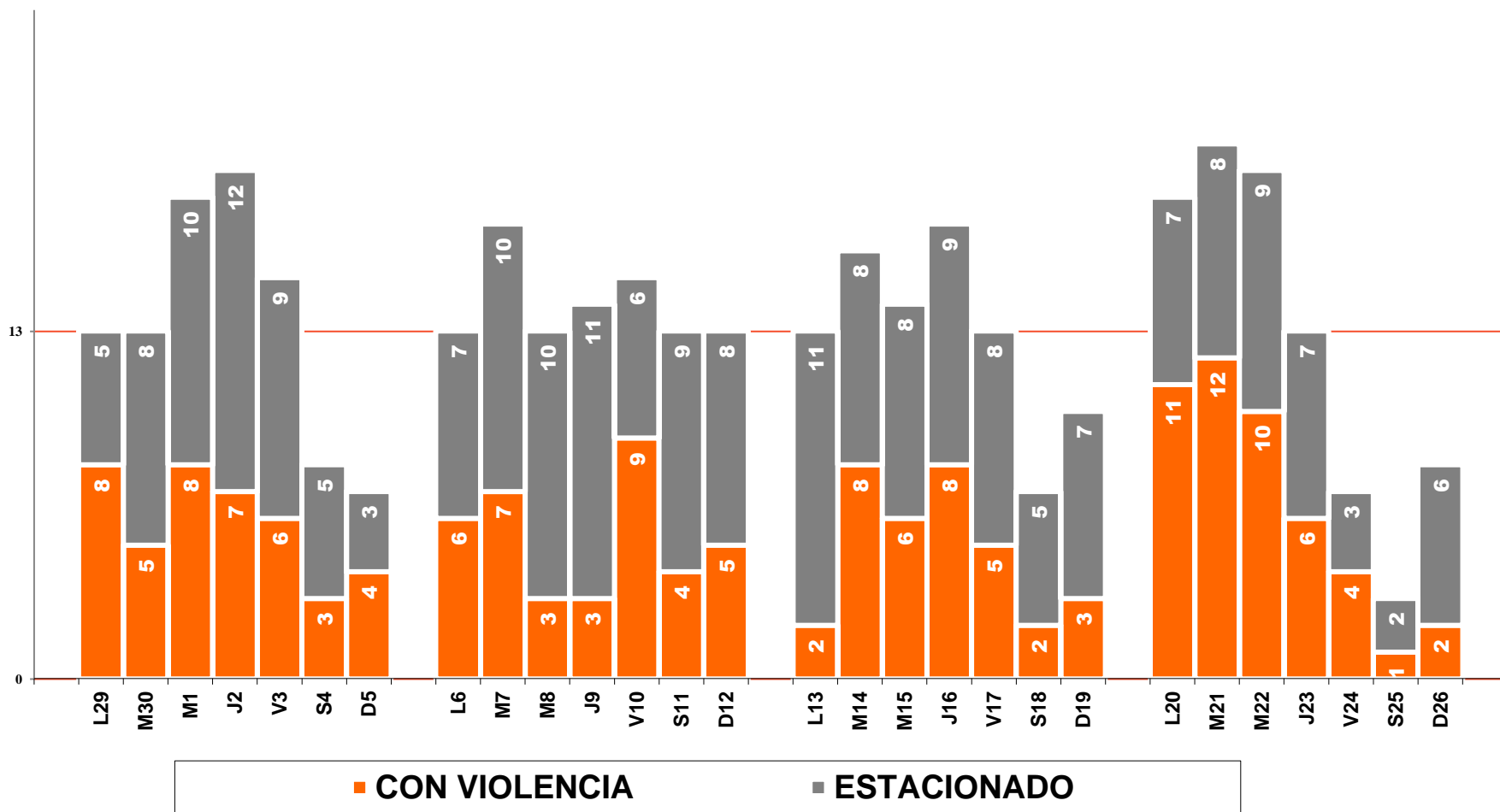


ENERO DE 2019 A DICIEMBRE DE 2021 EDO. DE MÉXICO

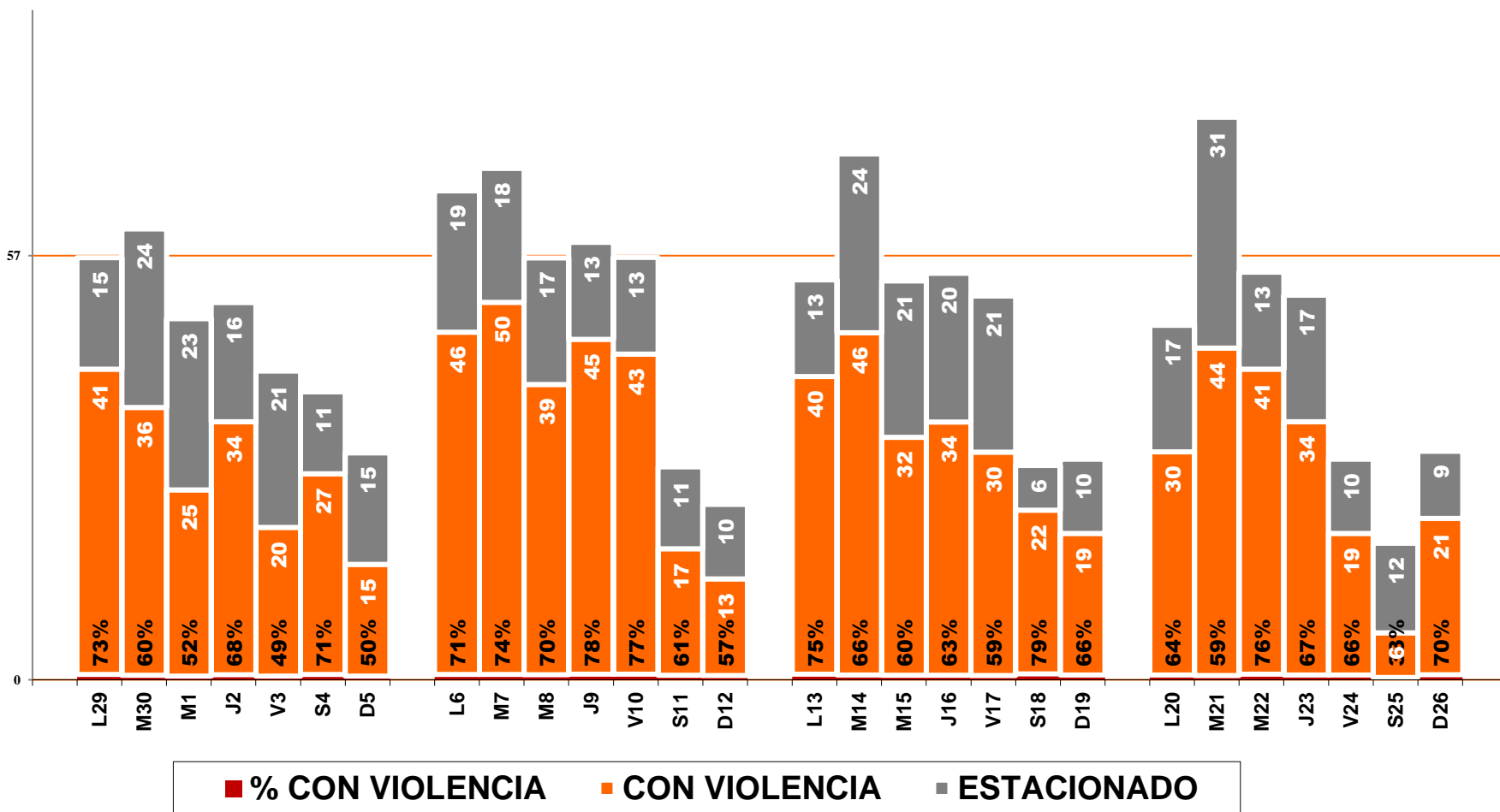




LUNES 29 DE NOVIEMBRE AL DOMINGO 26 DE DICIEMBRE



LUNES 29 DE NOVIEMBRE AL DOMINGO 26 DE DICIEMBRE



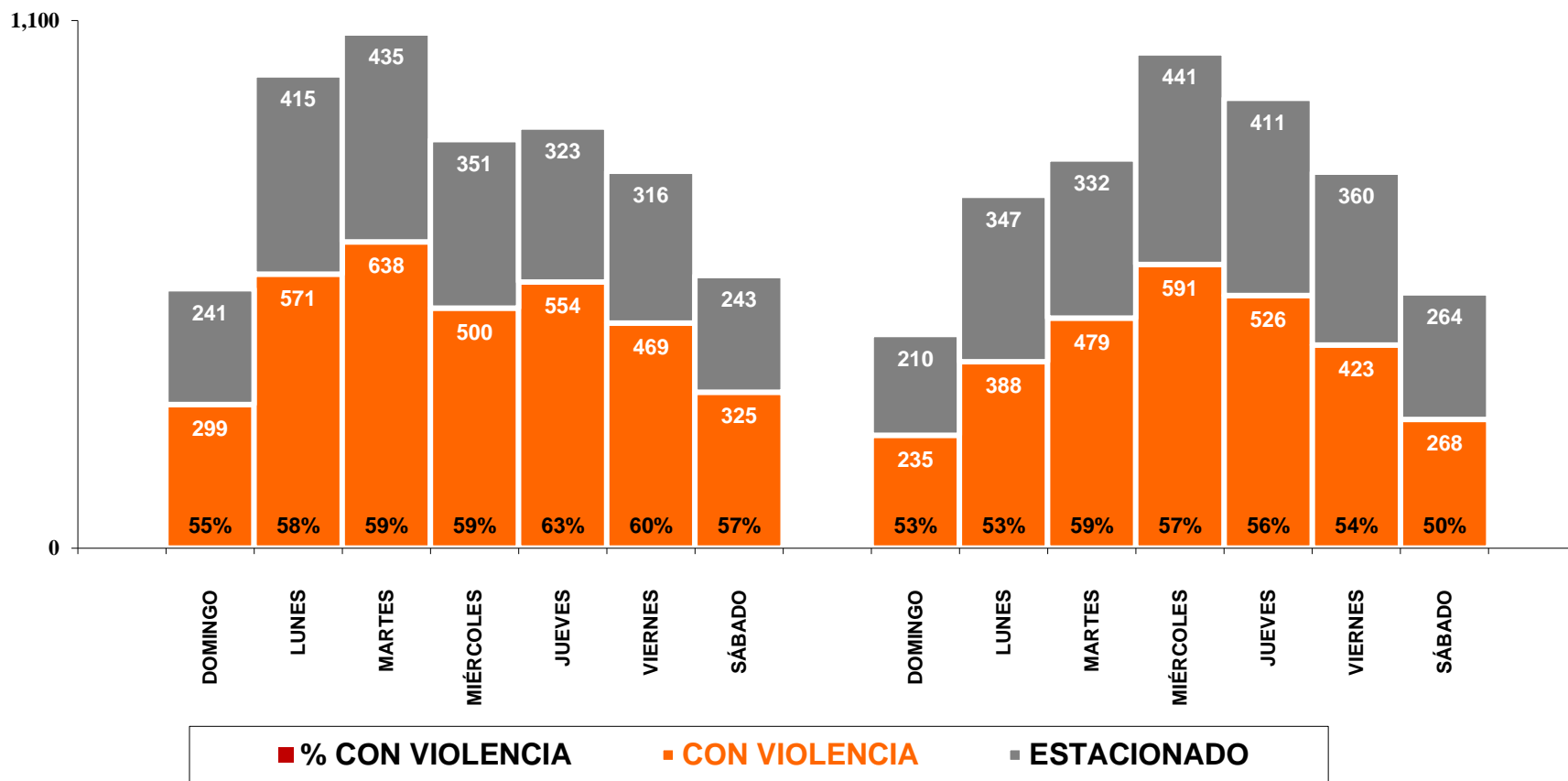
LUNES 29 DE NOVIEMBRE AL DOMINGO 26 DE DICIEMBRE



TIPO DE ROBO, ESTACIONADO Y CON VIOLENCIA



POR DIA DE LA SEMANA NOVIEMBRE Y DICIEMBRE DE 2021 TOTAL NACIONAL

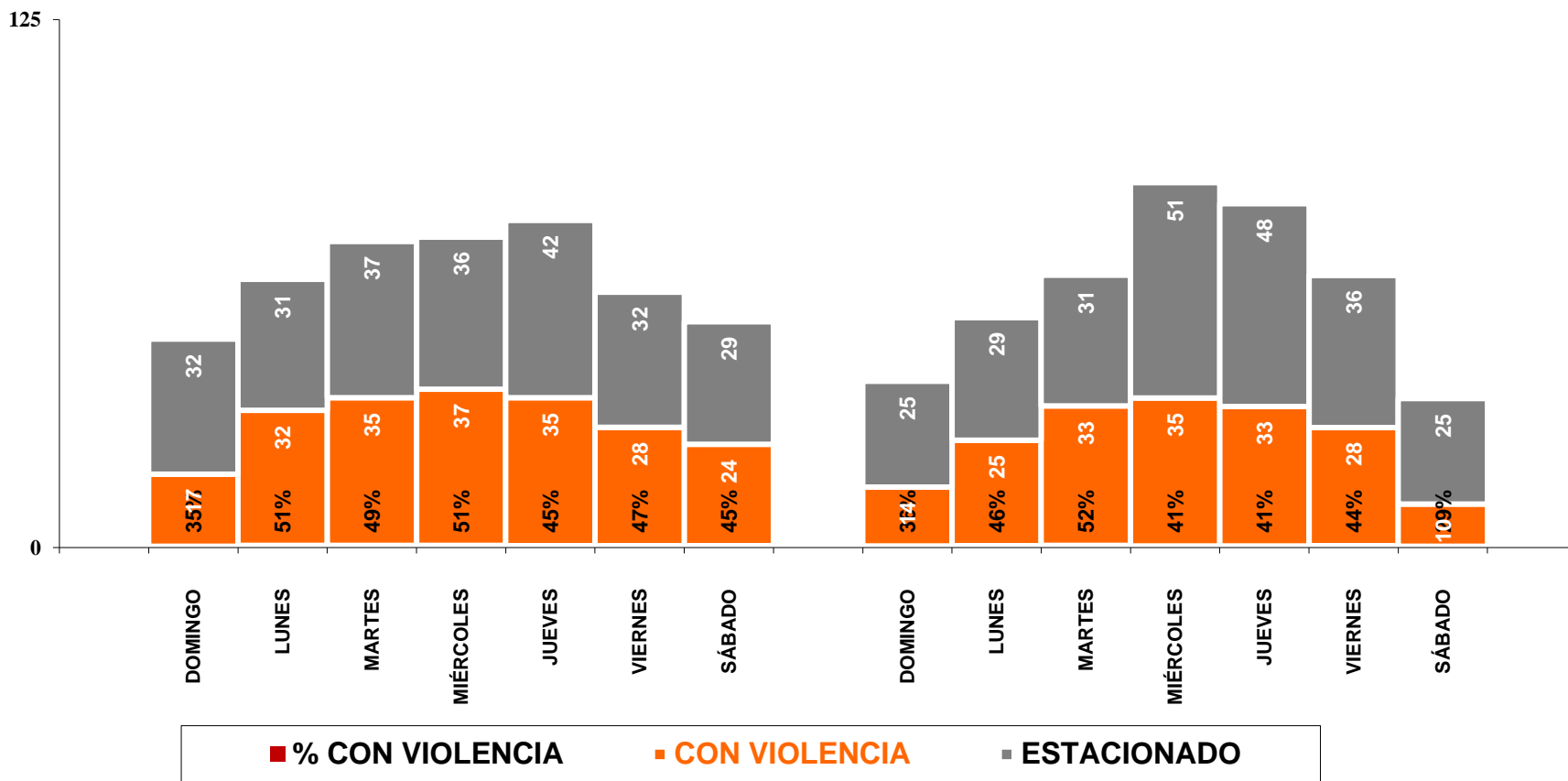




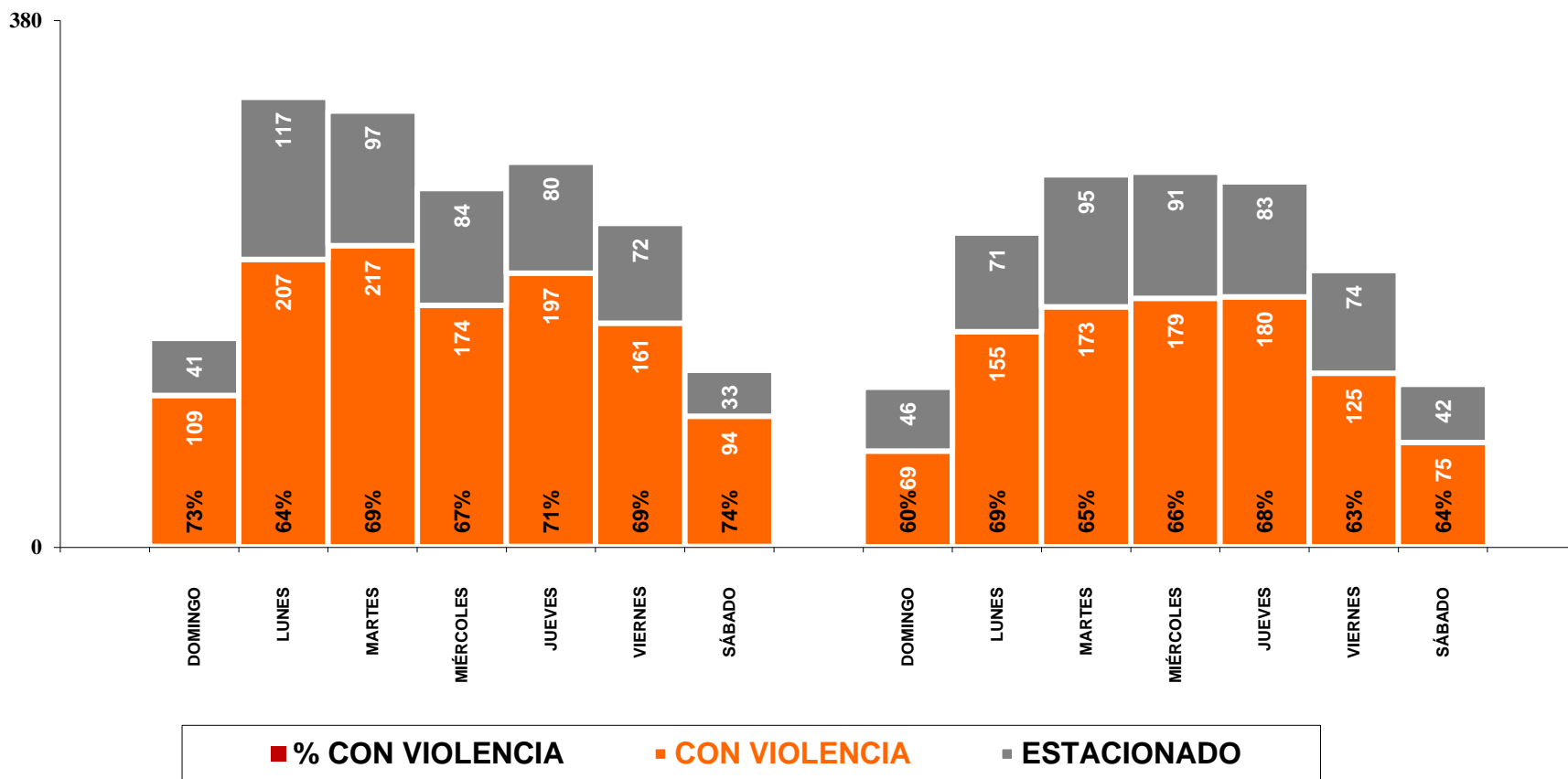
TIPO DE ROBO, ESTACIONADO Y CON VIOLENCIA



POR DIA DE LA SEMANA, NOVIEMBRE Y DICIEMBRE DE 2021
CIUDAD DE MÉXICO



POR DIA DE LA SEMANA, NOVIEMBRE Y DICIEMBRE DE 2021 EDO. DE MÉXICO



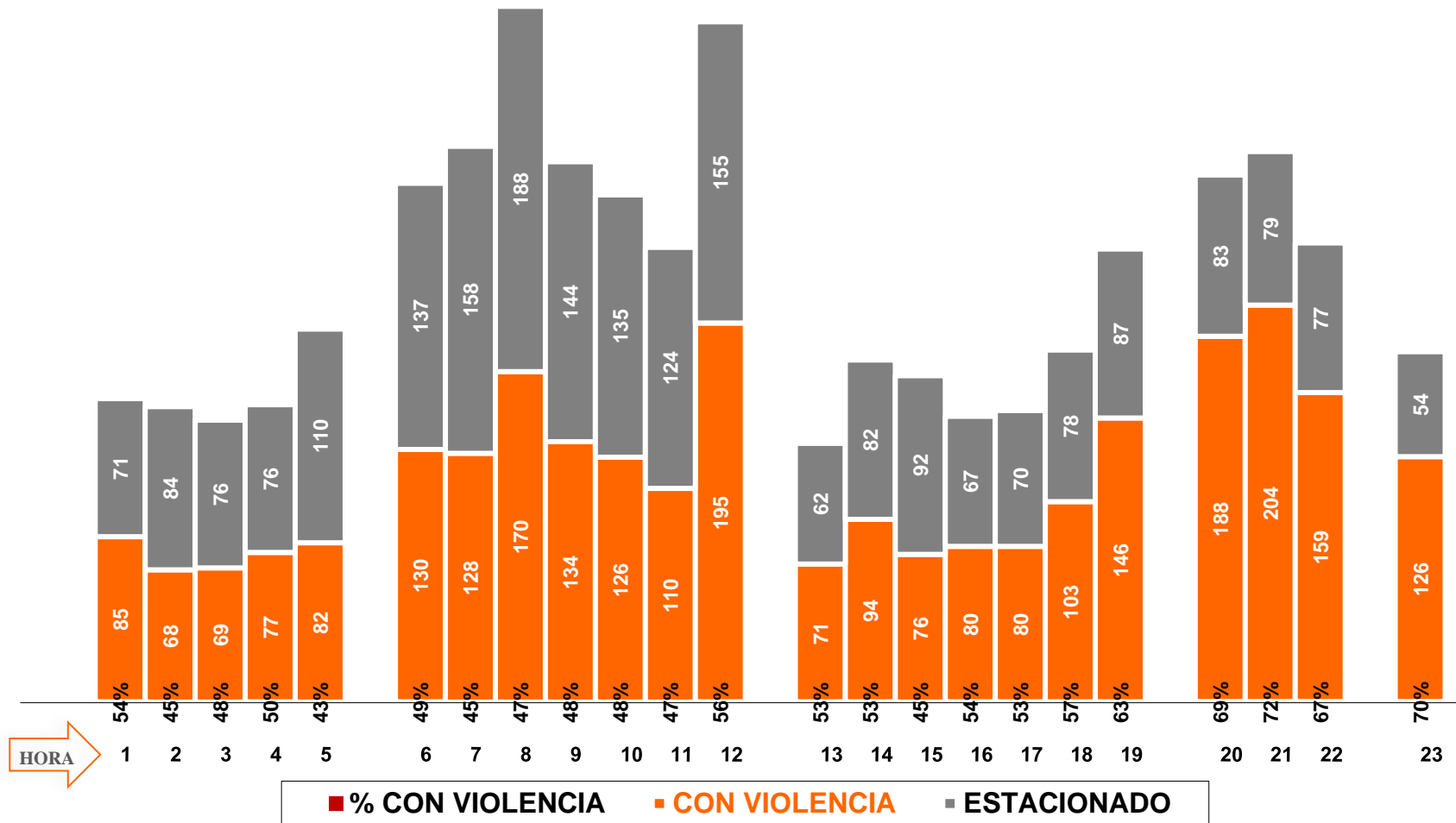


TIPO DE ROBO, ESTACIONADO Y CON VIOLENCIA



AMIS

HORA DE OCURRENCIA DEL ROBO, DICIEMBRE DE 2021 TOTAL NACIONAL

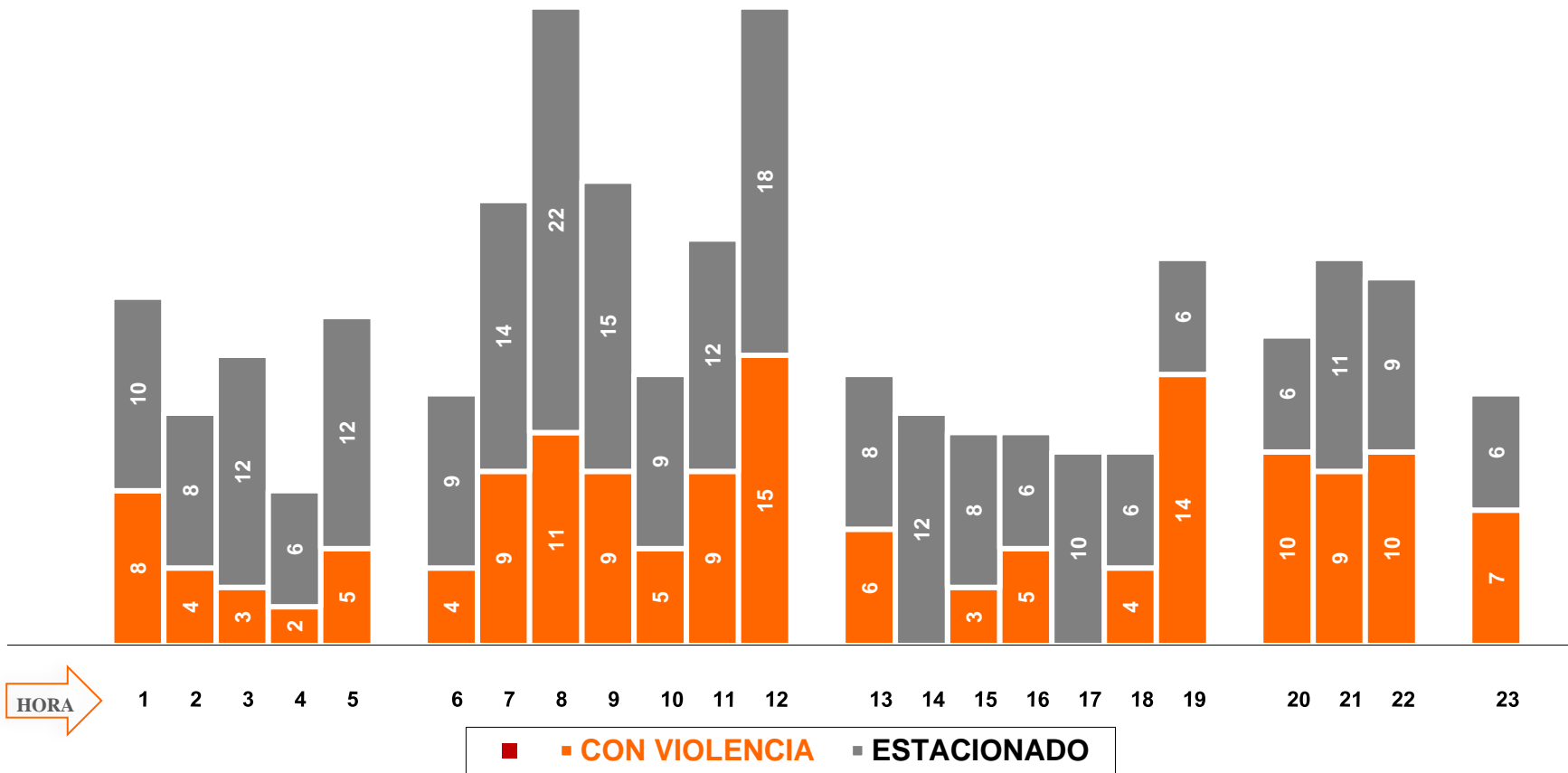




TIPO DE ROBO, ESTACIONADO Y CON VIOLENCIA



HORA DE OCURRENCIA DEL ROBO, DICIEMBRE DE 2021 CIUDAD DE MÉXICO



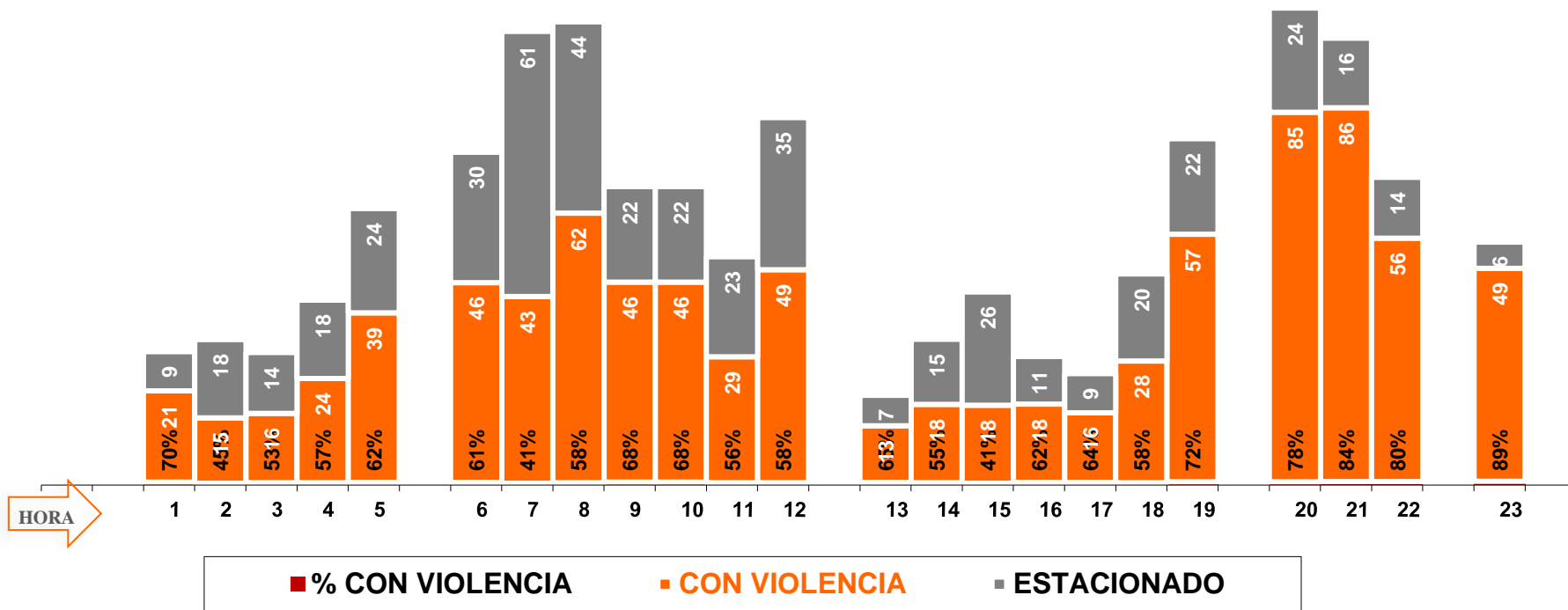


TIPO DE ROBO, ESTACIONADO Y CON VIOLENCIA



AMIS

HORA DE OCURRENCIA DEL ROBO, DICIEMBRE DE 2021 EDO. DE MÉXICO





TIPOS DE TRANSPORTE, ROBADOS POR SU TIPO



TOTAL NACIONAL

TIPO DE TRANSPORTE	CON VIOLENCIA		ESTACIONADO		TOTAL	PARTICIPACIÓN
AUTOMOVILES	23,197	59%	16,202	41%	39,399	64%
COMERCIAL	7,082	62%	4,263	38%	11,345	18%
MOTOCICLETAS	1,859	45%	2,279	55%	4,138	7%
TRACTOCAMIONES	1,953	70%	856	30%	2,809	5%
SEMIREMOLQUES	1,690	72%	672	28%	2,362	4%
CAMION HASTA 12.5 TON.	282	58%	206	42%	488	1%
CAMION HASTA 9.5 TON.	259	69%	117	31%	376	1%
CAMION MAS DE 12.5 TON.	144	67%	71	33%	215	0%
CAMION HASTA 6.5 TON.	93	84%	18	16%	111	0%
CAMION HASTA 7.5 TON.	60	81%	14	19%	74	0%
AUTOBUS	35	76%	11	24%	46	0%
OTROS	16	67%	8	33%	24	0%
COLECTIVO	11	65%	6	35%	17	0%
SUMA	36,681	60%	24,723	40%	61,404	100%
TOTAL NACIONAL	36,681	60%	24,723	40%	61,404	100%



TIPOS DE VEHÍCULO MÁS ROBADOS



CIUDAD DE MÉXICO

TIPO DE TRANSPORTE	CON VIOLENCIA		ESTACIONADO		TOTAL	PARTICIPACIÓN
AUTOMOVILES	1,827	48%	1,962	52%	3,789	73%
MOTOCICLETAS	251	37%	419	63%	670	13%
COMERCIAL	226	44%	286	56%	512	10%
TRACTOCAMIONES	68	73%	25	27%	93	2%
SEMIRREMOLQUES	52	67%	26	33%	78	1%
CAMION HASTA 12.5 TON.	12	52%	11	48%	23	0%
CAMION HASTA 9.5 TON.	11	55%	9	45%	20	0%
CAMION MAS DE 12.5 TON.	11	73%	4	27%	15	0%
CAMION HASTA 6.5 TON.	6	100%	0	0%	6	0%
AUTOBUS	5	100%	0	0%	5	0%
CAMION HASTA 7.5 TON.	3	100%	0	0%	3	0%
COLECTIVO	0	0%	1	100%	1	0%
OTROS	1	100%	0	0%	1	0%
SUMA	2,473	47%	2,743	53%	5,216	100%
CIUDAD DE MÉXICO	2,473	47%	2,743	53%	5,216	100%



TIPOS DE TRANSPORTE, ROBADOS POR SU TIPO



EDO. DE MÉXICO

TIPO DE TRANSPORTE	CON VIOLENCIA		ESTACIONADO		TOTAL	PARTICIPACIÓN
AUTOMOVILES	9,513	69%	4,286	31%	13,799	74%
COMERCIAL	1,399	66%	736	34%	2,135	11%
MOTOCICLETAS	529	59%	362	41%	891	5%
TRACTOCAMIONES	567	75%	187	25%	754	4%
SEMIRREMOLQUES	464	75%	157	25%	621	3%
CAMION HASTA 12.5 TON (7)	67	55%	55	45%	122	1%
CAMION HASTA 9.5 TON (6)	92	81%	22	19%	114	1%
CAMION MAS DE 12.5 TON (8)	40	73%	15	27%	55	0%
CAMION HASTA 6.5 TON (4)	27	96%	1	4%	28	0%
CAMION HASTA 7.5 TON (5)	20	83%	4	17%	24	0%
AUTOBUS	14	88%	2	13%	16	0%
COLECTIVO	7	78%	2	22%	9	0%
MICROBUS	1	50%	1	50%	2	0%
SUMA	12,740	69%	5,830	31%	18,570	100%
EDO. DE MÉXICO	12,740	69%	5,830	31%	18,570	100%



TIPOS DE VEHÍCULO MÁS ROBADOS



TOTAL NACIONAL

MARCA Y TIPO	CON VIOLENCIA		ESTACIONADO		TOTAL	PARTICIPACIÓN
NISSAN VERSA	1,320	40%	1,951	60%	3,271	5%
NISSAN NP300	1,471	57%	1,090	43%	2,561	4%
GENERAL MOTORS AVEO	1,275	62%	779	38%	2,054	3%
GENERAL MOTORS BEAT	823	44%	1,038	56%	1,861	3%
HONDA CRV	719	43%	967	57%	1,686	3%
NISSAN TSURU	333	20%	1,305	80%	1,638	3%
VOLKSWAGEN VENTO	1,070	76%	337	24%	1,407	2%
KENWORTH KENWORTH	882	67%	431	33%	1,313	2%
NISSAN MARCH	564	45%	700	55%	1,264	2%
NISSAN SENTRA	435	37%	748	63%	1,183	2%
HONDA 111-250	461	48%	506	52%	967	2%
VOLKSWAGEN JETTA Y CLASICO	564	72%	217	28%	781	1%
SUMA	9,917	50%	10,069	50%	19,986	33%
TOTAL NACIONAL	36,681	60%	24,723	40%	61,404	100%



TIPOS DE VEHÍCULO MÁS ROBADOS



CIUDAD DE MÉXICO

MARCA Y TIPO	CON VIOLENCIA		ESTACIONADO		TOTAL	PARTICIPACIÓN
NISSAN VERSA	159	30%	375	70%	534	10%
GENERAL MOTORS AVEO	171	44%	215	56%	386	7%
GENERAL MOTORS BEAT	78	34%	154	66%	232	4%
NISSAN TSURU	68	33%	135	67%	203	4%
VOLKSWAGEN VENTO	123	69%	56	31%	179	3%
NISSAN NP300	48	36%	87	64%	135	3%
NISSAN SENTRA	28	21%	105	79%	133	3%
YAMAHA (MOTO) 111-250	46	36%	83	64%	129	2%
BAJAJ (MOTO) 111-250	30	34%	58	66%	88	2%
HONDA (MOTO) 111-250	32	38%	52	62%	84	2%
NISSAN MARCH	26	38%	42	62%	68	1%
VOLKSWAGEN NUEVO JETTA	40	66%	21	34%	61	1%
SUMA	849	38%	1,383	62%	2,232	43%
CIUDAD DE MÉXICO	2,473	47%	2,743	53%	5,216	100%



TIPOS DE VEHÍCULO MÁS ROBADOS



AMIS

EDO. DE MÉXICO

MARCA Y TIPO	CON VIOLENCIA		ESTACIONADO		TOTAL	PARTICIPACIÓN
NISSAN VERSA	499	38%	830	62%	1,329	7%
GENERAL MOTORS BEAT	392	36%	682	64%	1,074	6%
GENERAL MOTORS AVEO	646	71%	270	29%	916	5%
VOLKSWAGEN VENTO	601	86%	94	14%	695	4%
NISSAN MARCH	229	39%	363	61%	592	3%
NISSAN NP300	308	53%	270	47%	578	3%
NISSAN SENTRA	178	42%	249	58%	427	2%
KENWORTH KENWORTH	264	73%	96	27%	360	2%
NISSAN TSURU	66	20%	260	80%	326	2%
VOLKSWAGEN JETTA Y CLASICO	258	88%	35	12%	293	2%
HONDA CRV	206	78%	59	22%	265	1%
GENERAL MOTORS SPARK	166	64%	94	36%	260	1%
SUMA	3,813	54%	3,302	46%	7,115	38%
EDO. DE MÉXICO	12,740	69%	5,830	31%	18,570	100%



MUNICIPIOS CON MAYOR CANTIDAD DE VEHÍCULO ROBADOS



TOTAL NACIONAL

MUNICIPIOS	CON VIOLENCIA		ESTACIONADO		TOTAL	PARTICIPACIÓN
JALISCO GUADALAJARA	2,116	43%	2,801	57%	4,917	8%
MEXICO ECATEPEC DE MORELOS	3,151	82%	694	18%	3,845	6%
JALISCO ZAPOPAN	792	39%	1,240	61%	2,032	3%
MEXICO TLALNEPANTLA DE BAZ	1,208	70%	528	30%	1,736	3%
MEXICO NAUCALPAN DE JUAREZ	1,225	73%	461	27%	1,686	3%
SINALOA CULIACAN	1,355	88%	190	12%	1,545	3%
PUEBLA PUEBLA	849	68%	400	32%	1,249	2%
MEXICO CUAUTITLAN IZCALLI	663	59%	458	41%	1,121	2%
MEXICO TULTITLAN	657	64%	375	36%	1,032	2%
JALISCO TLAQUEPAQUE	637	63%	369	37%	1,006	2%
QUERETARO QUERETARO	407	44%	515	56%	922	2%
BAJA CALIFORNIA TIJUANA	380	41%	539	59%	919	1%
SUMA	13,440	61%	8,570	39%	22,010	36%
TOTAL NACIONAL	36,681	60%	24,723	40%	61,404	100%



ALCALDÍAS POR CANTIDAD DE VEHÍCULO ROBADOS



CIUDAD DE MÉXICO

ALCALDÍAS	CON VIOLENCIA		ESTACIONADO		TOTAL	PARTICIPACIÓN
GUSTAVO A. MADERO	436	55%	358	45%	794	15%
IZTAPALAPA	423	55%	353	45%	776	15%
CUAUHTEMOC	161	37%	274	63%	435	8%
BENITO JUAREZ	149	37%	257	63%	406	8%
COYOACAN	177	46%	211	54%	388	7%
TLALPAN	156	43%	205	57%	361	7%
AZCAPOTZALCO	168	48%	180	52%	348	7%
ALVARO OBREGON	109	41%	160	59%	269	5%
VENUSTIANO CARRANZA	125	46%	148	54%	273	5%
MIGUEL HIDALGO	124	47%	138	53%	262	5%
IZTACALCO	108	48%	116	52%	224	4%
XOCHIMILCO	94	46%	110	54%	204	4%
TLAHUAC	79	46%	92	54%	171	3%
CUAJIMALPA DE MORELOS	42	39%	65	61%	107	2%
MAGDALENA CONTRERAS LA	83	66%	43	34%	126	2%
MILPA ALTA	18	55%	15	45%	33	1%
SUMA	2,452	47%	2,725	53%	5,177	99%
CIUDAD DE MÉXICO	2,473	47%	2,743	53%	5,216	100%



OCRA

MUNICIPIOS CON MAYOR CANTIDAD DE VEHÍCULO ROBADOS



AMIS

EDO. DE MÉXICO

MUNICIPIOS	CON VIOLENCIA		ESTACIONADO		TOTAL	PARTICIPACIÓN
ECATEPEC DE MORELOS	3,151	82%	694	18%	3,845	21%
TLALNEPANTLA DE BAZ	1,208	70%	528	30%	1,736	9%
NAUCALPAN DE JUAREZ	1,225	73%	461	27%	1,686	9%
CUAUTITLAN IZCALLI	663	59%	458	41%	1,121	6%
TULTITLAN	657	64%	375	36%	1,032	6%
TOLUCA	404	44%	511	56%	915	5%
CUAUTITLAN	468	63%	279	37%	747	4%
NEZAHUALCOYOTL	400	66%	206	34%	606	3%
COACALCO DE BERRIOZABAL	326	58%	236	42%	562	3%
ATIZAPAN DE ZARAGOZA	283	52%	264	48%	547	3%
TECAMAC	401	77%	118	23%	519	3%
CHIMALHUACAN	350	78%	97	22%	447	2%
SUMA	9,536	69%	4,227	31%	13,763	74%
EDO. DE MÉXICO	12,740	69%	5,830	31%	18,570	100%



DURANTE 2021,
EN PROMEDIO A NIVEL NACIONAL,
EL 30% DE LOS VEHÍCULOS RECUPERADOS,
FUERON ROBADOS EN ESTADOS
DIFERENTES AL DE RECUPERACIÓN.



DURANTE 2021,
EL 38% DE LOS VEHÍCULOS
RECUPERADOS EN LA CDMX.,
FUERON ROBADOS EN OTROS ESTADOS,
Y
EL 49% DE LOS VEHÍCULOS
ROBADOS EN LA CDMX.,
FUERON RECUPERADOS EN OTROS
ESTADOS.

V. Robados, llevados a la CDMX, y de la CDMX a otros Edos.

VEHÍCULOS RECUPERADOS EN EL PERIODO 01/ENERO/2021 AL 31/DICIEMBRE/2021.

28,113 VEHÍCULOS HAN SIDO RECUPERADOS A NIVEL NACIONAL DURANTE 2021, (ROBADOS A NIVEL NACIONAL, EN 2021 Y ANTES).

ROBADOS EN:	AÑO DE ROBO		SUMA	%	RECUPERADOS EN:	ROBADOS EN:	RECUPERADOS EN:	AÑO DE ROBO		SUMA	%
	2021	ANTES DE 2021						2021	ANTES DE 2021		
AGUASCALIENTES	3	1	4	0.21%	CDMX	AGUASCALIENTES		1	18	19	0.82%
BAJA CALIFORNIA		1	1	0.05%		CAMPECHE			4	4	0.17%
BAJA CALIFORNIA SU	1	1	2	0.11%		CHIAPAS		1	35	36	1.56%
CAMPECHE		1	1	0.05%		CHIHUAHUA		3	2	5	0.22%
CHIAPAS	1	2	3	0.16%		CIUDAD DE MÉXICO	650	525	1,175	50.89%	
CHIHUAHUA	2		2	0.11%		COAHUILA		1	4	5	0.22%
CIUDAD DE MÉXICO	650	525	1175	62.14%		DESCONOCIDO		1		1	0.04%
COAHUILA	3	3	6	0.32%		DURANGO			1	1	0.04%
COLIMA	1		1	0.05%		EXTRANJERO			1	1	0.04%
DESCONOCIDO	2	1	3	0.16%		GUANAJUATO		9	36	45	1.95%
DURANGO		1	1	0.05%		GUERRERO		6	39	45	1.95%
GUANAJUATO	2	8	10	0.53%		HIDALGO		24	67	91	3.94%
GUERRERO		3	3	0.16%		JALISCO		4	18	22	0.95%
HIDALGO	5	4	9	0.48%		MEXICO		253	177	430	18.62%
JALISCO	1	12	13	0.69%		MICHOACAN		8	23	31	1.34%
MEXICO	336	231	567	29.98%		MORELOS		11	19	30	1.30%
MICHOACAN	1	6	7	0.37%		NAYARIT			8	8	0.35%
MORELOS	2	13	15	0.79%		NUEVO LEON		4	9	13	0.56%
NUEVO LEON	2	8	10	0.53%		OAXACA		6	18	24	1.04%
PUEBLA	1	11	12	0.63%		PUEBLA		34	54	88	3.81%
QUERETARO	2	6	8	0.42%		QUERETARO		17	51	68	2.94%
QUINTANA ROO	2	4	6	0.32%		QUINTANA ROO		1	10	11	0.48%
SAN LUIS POTOSI	1	3	4	0.21%		SAN LUIS POTOSI		1	10	11	0.48%
SINALOA		6	6	0.32%		SINALOA		1	9	10	0.43%
SONORA		1	1	0.05%		SONORA			1	1	0.04%
TABASCO		8	8	0.42%		TABASCO		2	12	14	0.61%
TAMAULIPAS		3	3	0.16%		TAMAULIPAS		3	1	4	0.17%
TLAXCALA		1	1	0.05%		TLAXCALA		10	36	46	1.99%
VERACRUZ	2	6	8	0.42%		VERACRUZ		15	44	59	2.56%
ZACATECAS		1	1	0.05%		YUCATAN			8	8	0.35%
				0.00%		ZACATECAS			3	3	0.13%
TOTAL	1,020	871	1,891	100.00%	1,891	2,309	TOTAL	1,066	1,243	2,309	100.00%

EL 38% DE LOS VEHÍCULOS RECUPERADOS EN LA CDMX. FUÉ ROBADO EN OTROS ESTADOS.

EL 49% DE LOS VEHÍCULOS ROBADOS EN LA CDMX., FUÉ RECUPERADO EN OTROS ESTADOS.

DURANTE 2021,
EL 16% DE LOS VEHÍCULOS RECUPERADOS
EN EL EDO. DE MÉXICO.,
FUERON ROBADOS EN OTROS ESTADOS,
Y
EL 41% DE LOS VEHÍCULOS
ROBADOS EN EL EDO. DE MÉXICO.,
FUERON RECUPERADOS EN OTROS
ESTADOS.

V. Robados, llevados al EDO.MÉX. y del EDO.MEX. a otros Edos.

VEHÍCULOS RECUPERADOS EN EL PERIODO 01/ENERO/2021 AL 31/DICIEMBRE/2021.

28,113 VEHÍCULOS HAN SIDO RECUPERADOS A NIVEL NACIONAL DURANTE 2021, (ROBADOS A NIVEL NACIONAL, EN 2021 Y ANTES).

ROBADOS EN:	AÑO DE ROBO		SUMA	%	RECUPERADOS EN:	ROBADOS EN:	RECUPERADOS EN:	AÑO DE ROBO		SUMA	%
	2021	ANTES DE 2021						2021	ANTES DE 2021		
AGUASCALIENTES	28	1	29	0.62%	E S T A D O D E M É X I C O	E S T A D O D E M É X I C O	AGUASCALIENTES	4	35	39	0.58%
BAJA CALIFORNIA		1	1	0.02%			BAJA CALIFORNIA	2		2	0.03%
CAMPECHE		1	1	0.02%			BAJA CALIFORNIA S	1	2	3	0.04%
CHIAPAS	2	1	3	0.06%			CAMPECHE	3	15	18	0.27%
CHIHUAHUA	1		1	0.02%			CHIAPAS	3	105	108	1.61%
CIUDAD DE MÉXICO	253	177	430	9.21%			CHIHUAHUA	15	1	16	0.24%
COAHUILA	1	1	2	0.04%			CIUDAD DE MÉXICO	336	231	567	8.44%
COLIMA	3	1	4	0.09%			COAHUILA	10	22	32	0.48%
DESCONOCIDO	2		2	0.04%			COLIMA	3	7	10	0.15%
DURANGO	1		1	0.02%			DESCONOCIDO	1	2	3	0.04%
GUANAJUATO	12	15	27	0.58%			DURANGO	3	2	5	0.07%
GUERRERO	1	6	7	0.15%			GUANAJUATO	92	141	233	3.47%
HIDALGO	40	14	54	1.16%			GUATEMALA		1	1	0.01%
JALISCO	6	14	20	0.43%			GUERRERO	15	77	92	1.37%
MEXICO	2944	988	3932	84.18%			HIDALGO	125	221	346	5.15%
MICHOACAN	9	5	14	0.30%			JALISCO	14	44	58	0.86%
MORELOS	5	17	22	0.47%			MEXICO	2,944	988	3,932	58.56%
NUEVO LEON	9	3	12	0.26%			MICHOACAN	33	54	87	1.30%
OAXACA		1	1	0.02%			MORELOS	16	41	57	0.85%
PUEBLA	13	8	21	0.45%			NAYARIT		3	3	0.04%
QUERETARO	22	16	38	0.81%			NUEVO LEON	17	19	36	0.54%
QUINTANA ROO	1	3	4	0.09%			OAXACA	4	50	54	0.80%
SAN LUIS POTOSI	3	2	5	0.11%			PUEBLA	119	91	210	3.13%
SINALOA	2	3	5	0.11%			QUERETARO	110	168	278	4.14%
SONORA		1	1	0.02%			QUINTANA ROO	6	37	43	0.64%
TABASCO	2		2	0.04%			SAN LUIS POTOSI	22	41	63	0.94%
TAMAULIPAS	2	2	4	0.09%			SINALOA	1	15	16	0.24%
TLAXCALA	5	3	8	0.17%			SONORA	2		2	0.03%
VERACRUZ	9	8	17	0.36%			TABASCO	13	36	49	0.73%
YUCATAN	2		2	0.04%			TAMAULIPAS	3	15	18	0.27%
ZACATECAS	1		1	0.02%			TLAXCALA	21	68	89	1.33%
							VERACRUZ	66	138	204	3.04%
					YUCATAN	1	32	33	0.49%		
					ZACATECAS	2	6	8	0.12%		
									0.00%		
TOTAL	3,379	1,292	4,671	100.00%	4,671	6,715	TOTAL	4,007	2,708	6,715	100.00%

EL 16% DE LOS VEHÍCULOS RECUPERADOS EN EL EDO. DE MÉXICO, FUÉ ROBADO EN OTROS ESTADOS.

EL 41% DE LOS VEHÍCULOS ROBADOS EN EL EDO. DE MÉXICO, FUÉ RECUPERADO EN OTROS ESTADOS.



ocra

AGRADECE SU ATENCIÓN