

COMPORTAMIENTO DEL ROBO Y LA RECUPERACIÓN DE VEHÍCULOS ASEGURADOS A NIVEL NACIONAL, (INFORMACIÓN ACTUALIZADA AL 30/SEPTIEMBRE/2019).

ARCHIVO	CONTENIDO DE ARCHIVO
0_ROBO_Y_RECUP_EDOS_1_9_19.xlsx	VEHÍCULOS: ROBADOS Y RECUPERADOS , LUGAR DE CADA EDO. POR CANTIDAD DE VEHÍCULOS, % DE INCREMENTO Y/O DECREMENTO, % DEL ROBO CON VIOLENCIA, % DE PARTICIPACIÓN, MOVIMIENTOS DIARIOS, PERIODO 01/01/2019 AL 30/09/2019 VS MISMO PERIODO DE 2018.
1A2_ROB_X_PDO_1_9_19_OTRO.xlsx	VEHÍCULOS ROBADOS POR ENTIDAD FEDERATIVA , DURANTE EL 01/01/2019 AL 30/09/2019 Y SU COMPORTAMIENTO EN AÑOS ANTERIORES EN EL MISMO PERIODO.
3A4_REC_X_PDO_1_9_19_OTRO.xlsx	VEHÍCULOS RECUPERADOS POR ENTIDAD FEDERATIVA , DURANTE EL 01/01/2019 AL 30/09/2019 Y SU COMPORTAMIENTO EN AÑOS ANTERIORES EN EL MISMO PERIODO.
5A6_ROB_TOT_TR_MPIOS_1_9_300919.xlsx	VEHÍCULOS ROBADOS, ESTACIONADOS Y CON VIOLENCIA, POR MUNICIPIO A NIVEL NACIONAL , DURANTE EL PERIODO 01/01/2019 AL 30/09/2019 Y SU COMPORTAMIENTO <u>VS</u> MISMO PERIODO DE 2018.
7_REC_ROB_1_9_19.xlsx	VEHÍCULOS RECUPERADOS AL SECTOR ASEGURADOR DURANTE EL PERIODO 01/01/2019 AL 30/09/2019, POR ENTIDAD FEDERATIVA DE ROBO Y RECUPERACIÓN , A NIVEL NACIONAL, (ANEXO CUADRO INTERPRETATIVO).
8_ROB_TOT_TR_MYT_1_9_300919.xlsx	VEHÍCULOS ROBADOS POR MARCA Y TIPO, POR SU TIPO DE ROBO (CON VIOLENCIA Y ESTACIONADOS) A NIVEL NACIONAL, CDMX Y EDO. DE MÉXICO , DURANTE EL PERIODO 01/01/2019 AL 30/09/2019 Y SU COMPORTAMIENTO <u>VS</u> MISMO PERIODO DE 2018.
8_ROB_CDMX_TR_MYT_1_9_300919.xlsx	
8_ROB_EDOMEX_TR_MYT_1_9_300919.xlsx	
9_1_9_19_ROB_TODOS_MUNI.xlsx	VEHÍCULOS ROBADOS POR MUNICIPIO A NIVEL NACIONAL , DURANTE EL PERIODO 01/01/2019 AL 30/09/2019 Y SU COMPORTAMIENTO EN 2015, 2016, 2017 Y 2018 EN EL MISMO PERIODO.
10_ROB_MODELO_TOT_1_9_300919.xlsx	VEHÍCULOS ROBADOS POR SU TIPO (CON VIOLENCIA Y ESTACIONADOS), POR MODELO A NIVEL NACIONAL , DURANTE EL PERIODO 01/01/2019 AL 30/09/2019 <u>VS</u> MISMO PERIODO DE 2018.
11_ROB_TTRANSP_TOT_1_9_300919.xlsx	VEHÍCULOS ROBADOS POR TIPO DE TRANSPORTE Y POR TIPO DE ROBO (CON VIOLENCIA Y ESTACIONADOS), A NIVEL NACIONAL , DURANTE EL PERIODO 01/01/2019 AL 30/09/2019 VS MISMO PERIODO DE 2018.

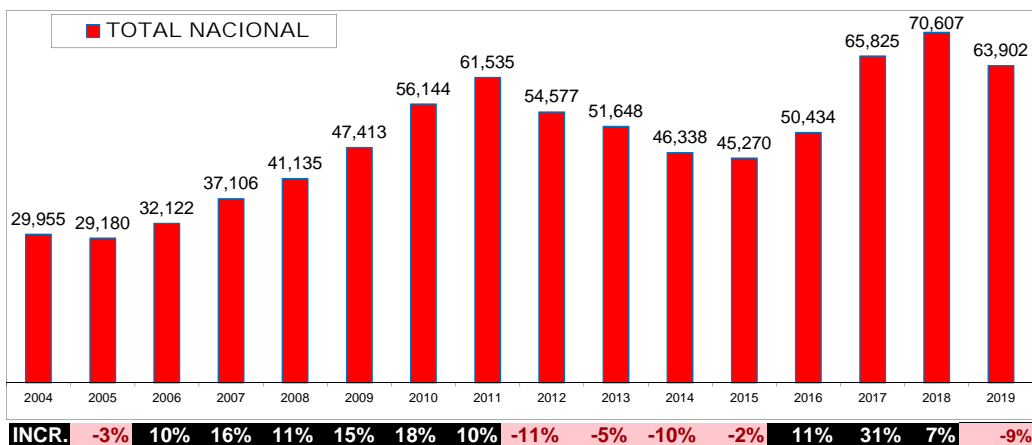


OFICINA COORDINADORA DE RIESGOS ASEGURADOS (OCRA)



VEHÍCULOS **ROBADOS** AL SECTOR ASEGURADOR EN EL PERIODO 01/01/2019-30/09/2019 (**ENERO-SEPTIEMBRE**), Y SU COMPORTAMIENTO EN AÑOS ANTERIORES DURANTE EL MISMO LAPSO.

ENTIDAD FEDERATIVA	AÑO DEL ROBO																	2019 VS 2018	2019 VS 2004	PROM. DIARIO EN 2019
	2004	2005	2006	2007	2008	2009	2010	2011	2012	2013	2014	2015	2016	2017	2018	2019				
EDO. DE MÉX.	7688	7068	7564	8564	8684	10387	12146	12902	14948	16621	14418	14364	15680	19151	19883	17541	-12%	128%	64	
JALISCO	2319	2322	2176	2386	2964	3338	4291	4693	4993	5826	5023	4748	5863	8794	8639	9446	9%	307%	35	
CD. DE MÉX.	11827	10462	10585	10647	11269	11162	10303	8389	7997	7820	7316	6129	6247	7690	7869	7263	-8%	-39%	27	
PUEBLA	622	656	793	744	947	1040	1100	1106	1016	1127	937	1344	1870	2870	5001	4307	-14%	592%	16	
GUANAJUATO	257	295	374	518	566	604	667	764	878	1010	1034	1125	1362	1917	3071	3296	7%	1182%	12	
VERACRUZ	299	423	510	640	932	986	1204	1870	1691	1805	2093	2324	2823	3595	3315	2730	-18%	813%	10	
MICHOACAN	243	342	396	510	577	548	660	1051	1114	1119	1128	1164	1788	2047	2359	1951	-17%	703%	7	
NUEVO LEON	673	923	1333	3137	3626	4743	6991	10790	5579	1960	1498	1498	1987	1962	1951	1935	-1%	188%	7	
SINALOA	604	752	831	1043	1173	1883	3154	3491	2696	2373	2217	1650	1604	2862	2422	1904	-21%	215%	7	
TABASCO	204	253	313	344	329	398	526	590	421	531	766	1039	1325	2153	2537	1595	-37%	682%	6	
B. C. NORTE	1642	1745	1891	2084	1951	1614	1179	1069	930	941	1018	828	947	1530	1418	1370	-3%	-17%	5	
QUERETARO	149	193	261	278	376	393	373	475	455	455	552	652	764	993	1297	1170	-10%	685%	4	
MORELOS	360	358	504	553	546	949	988	980	1075	1082	691	690	779	873	934	968	4%	169%	4	
GUERRERO	224	223	350	600	581	699	711	1350	1138	939	961	1129	1060	1306	1281	900	-30%	302%	3	
HIDALGO	157	211	216	254	303	403	469	436	509	433	386	510	659	876	906	841	-7%	436%	3	
CHIHUAHUA	617	866	1261	1642	2493	3884	4563	3505	2434	1661	1192	834	710	963	980	810	-17%	31%	3	
S. L. POTOSI	53	132	124	164	241	322	473	704	667	356	248	315	371	489	657	784	19%	1379%	3	
TLAXCALA	64	74	75	98	125	131	196	165	133	170	168	223	345	663	770	690	-10%	978%	3	
TAMAULIPAS	311	393	567	594	805	783	1591	2256	1842	1357	1344	1509	983	1082	1036	687	-34%	121%	3	
SONORA	365	326	355	500	498	509	591	590	522	514	609	619	579	799	682	550	-19%	51%	2	
Q. ROO	103	112	131	175	200	235	295	251	241	242	232	241	234	310	440	514	17%	399%	2	
CHIAPAS	172	192	297	352	259	354	337	333	304	470	399	446	486	529	679	501	-26%	191%	2	
OAXACA	126	117	245	297	398	375	335	347	350	293	347	474	463	594	532	447	-16%	255%	2	
COAHUILA	97	120	192	242	420	685	1243	1441	1381	1138	761	496	352	373	447	403	-10%	315%	1	
AGSCS.	39	54	143	112	242	224	361	318	202	186	152	157	269	370	412	385	-7%	887%	1	
DURANGO	153	86	76	113	192	345	663	713	310	441	234	198	197	205	209	167	-20%	9%	1	
COLIMA	32	32	51	45	60	61	67	138	164	287	186	181	202	236	158	158	0%	394%	1	
ZACATECAS	21	30	31	56	57	95	317	408	230	176	150	118	115	137	147	155	5%	638%	1	
YUCATAN	57	73	46	80	78	77	86	80	86	89	82	73	85	130	171	145	-15%	154%	1	
NAYARIT	19	39	41	80	86	81	162	229	135	93	56	49	74	95	165	112	-32%	489%	0	
CAMPECHE	50	63	68	56	65	48	63	38	79	58	76	73	120	118	108	87	-19%	74%	0	
B. C. SUR	31	36	43	51	43	40	33	57	53	69	59	66	82	85	91	83	-9%	168%	0	
OTROS	377	209	279	147	49	17	6	6	4	6	5	4	9	28	40	7				
TOTAL NACIONAL	29955	29180	32122	37106	41135	47413	56144	61535	54577	51648	46338	45270	50434	65825	70607	63902	-9%	113%	234	
PROM. MENSUAL	3328	3242	3569	4123	4571	5268	6238	6837	6064	5739	5149	5030	5604	7314	7845	7100				
PROM. DIARIO	110	107	118	136	151	174	206	225	200	189	170	166	185	241	259	234				



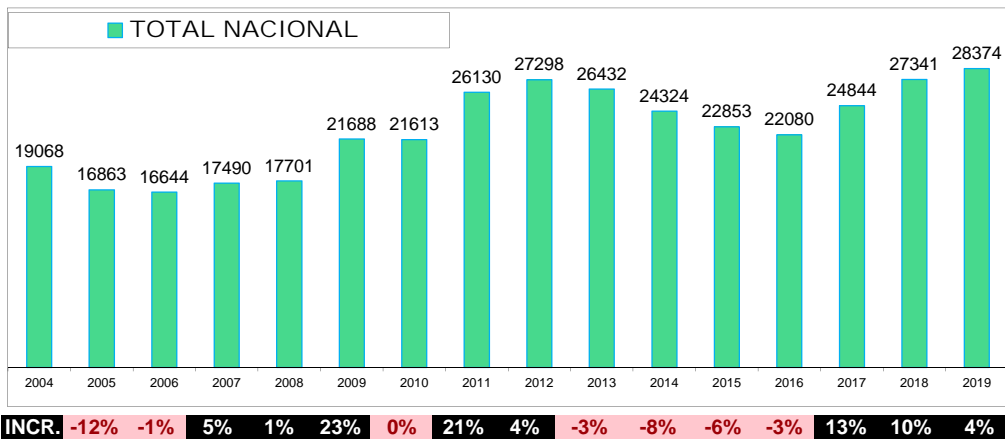


OFICINA COORDINADORA DE RIESGOS ASEGURADOS (OCRA)



VEHÍCULOS **RECUPERADOS** AL SECTOR ASEGURADOR EN EL PERIODO 01/01/2019-30/09/2019 (**ENERO-SEPTIEMBRE**), Y SU COMPORTAMIENTO EN AÑOS ANTERIORES DURANTE EL MISMO LAPSO.

ENTIDAD FEDERATIVA	AÑO DE LA RECUPERACIÓN																		2019 VS 2018	2019 VS 2004	PROM. DIARIO EN 2019
	2004	2005	2006	2007	2008	2009	2010	2011	2012	2013	2014	2015	2016	2017	2018	2019					
EDO. DE MEX.	3103	3073	2858	3040	2656	3540	3624	3457	3857	5667	5847	5423	5300	5632	5701	5390	-5%	74%	20		
JALISCO	1544	1153	1135	1073	1281	1567	1476	1840	1890	2425	2403	2269	2176	3156	3683	3849	5%	149%	14		
CD. DE MEX.	8945	6789	5765	5249	4979	5597	4127	4335	4436	3889	3768	2742	2534	2503	2402	2462	2%	-72%	9		
PUEBLA	416	506	423	430	426	468	519	535	462	637	594	687	810	1097	1852	2158	17%	419%	8		
GUANAJUATO	330	254	277	212	271	376	465	495	496	558	522	655	752	951	1430	1825	28%	453%	7		
VERACRUZ	215	272	285	272	374	486	504	572	804	957	997	1410	1365	1535	1464	1538	5%	615%	6		
MICHOACAN	279	293	252	334	403	352	474	526	746	882	707	776	870	1016	1216	1129	-7%	305%	4		
NUEVO LEON	550	571	704	1499	1818	2240	2525	5469	5017	2127	1391	1196	1362	1173	1122	1076	-4%	96%	4		
QUERETARO	214	172	142	180	160	203	256	330	339	332	328	408	367	483	600	759	27%	255%	3		
SINALOA	242	327	329	342	407	594	780	1006	881	1062	1270	1048	774	1126	833	758	-9%	213%	3		
HIDALGO	217	313	299	281	253	365	415	419	488	409	385	371	339	458	641	682	6%	214%	2		
TABASCO	78	85	101	144	128	176	233	257	238	300	339	365	367	513	490	645	32%	727%	2		
TAMAULIPAS	123	151	126	161	221	262	330	806	1095	1034	938	1069	782	697	844	634	-25%	415%	2		
GUERRERO	342	338	316	322	277	449	513	912	901	852	629	686	616	601	678	626	-8%	83%	2		
B. C. NORTE	548	631	643	628	713	922	698	478	392	389	386	401	350	598	555	606	9%	11%	2		
TLAXCALA	71	82	81	63	58	114	106	130	113	136	124	130	255	315	369	477	29%	572%	2		
CHIHUAHUA	266	353	570	602	665	1384	1573	1658	1480	985	815	552	398	454	494	471	-5%	77%	2		
MORELOS	305	302	302	317	297	456	455	502	624	641	496	396	359	378	396	445	12%	46%	2		
S. L. POTOSI	53	64	81	80	95	159	207	424	444	290	220	184	209	209	304	407	34%	668%	1		
OAXACA	95	77	97	148	155	206	214	155	266	350	324	292	306	300	295	323	9%	240%	1		
SONORA	174	118	133	148	149	232	200	201	219	217	244	230	276	277	288	317	10%	82%	1		
CHIAPAS	162	142	131	150	124	189	200	133	168	171	132	157	223	195	243	284	17%	75%	1		
COAHUILA	101	89	94	86	136	223	315	388	708	754	457	375	267	225	202	234	16%	132%	1		
AGSCS.	97	59	59	52	115	132	179	163	201	191	123	148	147	208	197	227	15%	134%	1		
Q. ROO	69	107	74	82	67	143	157	161	126	134	116	127	118	158	196	216	10%	213%	1		
ZACATECAS	71	79	62	53	27	54	117	166	261	238	224	181	110	135	171	172	1%	142%	1		
NAYARIT	45	31	52	38	56	58	95	207	146	86	81	90	50	57	167	162	-3%	260%	1		
COLIMA	22	29	38	31	39	26	20	54	87	87	83	107	126	101	120	140	17%	536%	1		
DURANGO	47	47	50	60	160	113	148	133	193	341	207	168	169	127	155	115	-26%	145%	0		
CAMPECHE	15	20	20	27	23	42	41	25	45	37	45	32	50	46	87	108	24%	620%	0		
YUCATAN	43	48	25	43	67	63	52	55	73	58	37	54	43	34	80	72	-10%	67%	0		
B. C. SUR	48	37	22	27	34	42	28	36	50	70	38	59	62	64	59	49	-17%	2%	0		
OTROS	238	251	1098	1316	1067	455	567	102	52	126	54	65	148	22	7	18					
TOTAL NACIONAL	19068	16863	16644	17490	17701	21688	21613	26130	27298	26432	24324	22853	22080	24844	27341	28374	4%	49%	104		
PROM. MENSUAL	2119	1874	1849	1943	1967	2410	2401	2903	3033	2937	2703	2539	2453	2760	3038	3153					
PROM. DIARIO	70	62	61	64	65	79	79	96	100	97	89	84	81	91	100	104					





OFICINA COORDINADORA DE RIESGOS ASEGURADOS (OCRA)

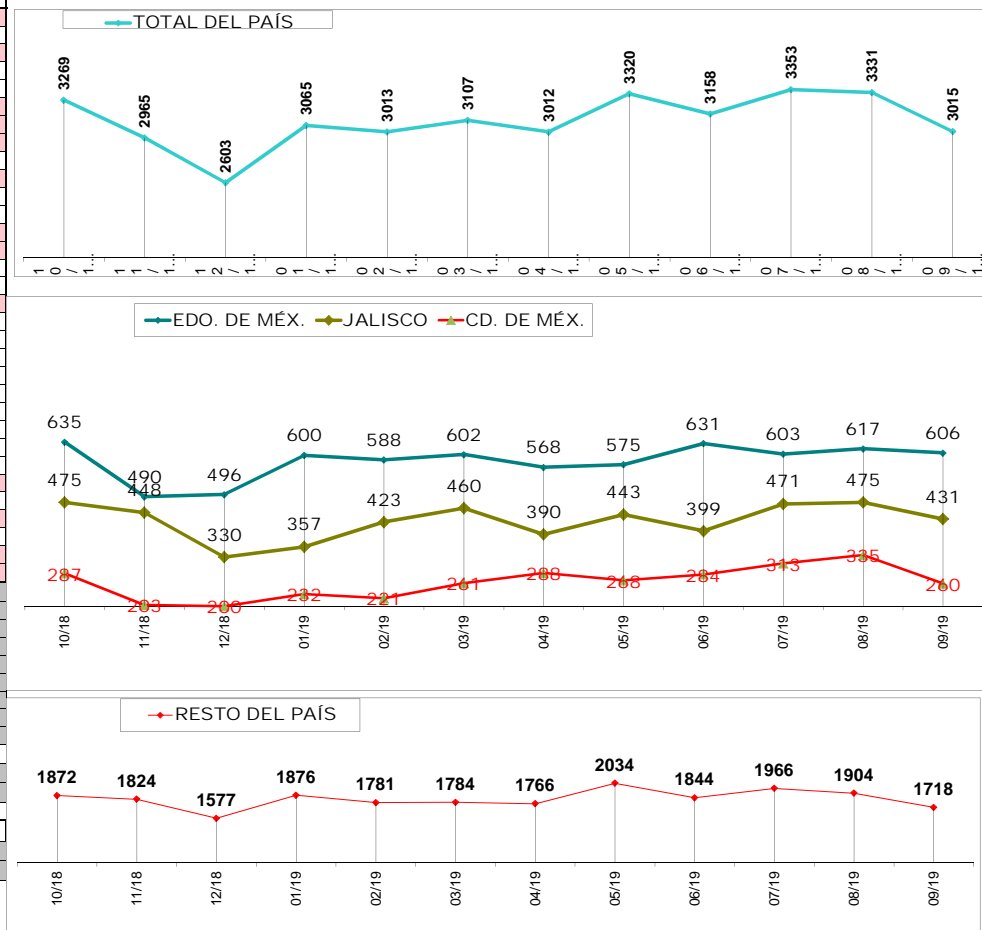


VEHÍCULOS **RECUPERADOS** AL SECTOR ASEGURADOR EN EL PERIODO 01/10/2018-30/09/2019 (**OCT/2018-SEP/2019**) Y SU COMPORTAMIENTO CON MISMO PERIODO INMEDIATO ANTERIOR.

ENTIDAD FEDERATIVA	12 MESES ANT.	MES DE LA RECUPERACIÓN												ÚLT. 12 MESES	SEP. VS AGO.	ÚLT. 12 VS ANT. 12
		10/18	11/18	12/18	01/19	02/19	03/19	04/19	05/19	06/19	07/19	08/19	09/19			
EDO. DE MEX.	7681	635	490	496	600	588	602	568	575	631	603	617	606	7011	-2%	-9%
JALISCO	4813	475	448	330	357	423	460	390	443	399	471	475	431	5102	-9%	6%
CD. DE MÉX.	3162	287	203	200	232	221	261	288	268	284	313	335	260	3152	-22%	0%
PUEBLA	2338	257	278	210	230	225	212	207	280	261	269	242	232	2903	-4%	24%
GUANAJUATO	1837	210	184	142	209	187	167	204	222	180	215	222	219	2361	-1%	29%
VERACRUZ	2027	158	152	137	151	168	193	169	165	184	195	150	163	1985	9%	-2%
MICHOACAN	1581	111	120	98	117	147	132	122	126	116	125	131	113	1458	-14%	-8%
NUEVO LEON	1595	133	114	99	123	108	119	119	131	122	116	126	112	1422	-11%	-11%
QUERETARO	812	84	70	74	109	79	73	77	85	86	91	80	79	987	-1%	22%
SINALOA	1187	107	89	93	87	82	107	92	86	84	82	89	49	1047	-45%	-12%
HIDALGO	817	75	81	63	61	64	89	75	95	72	74	79	73	901	-8%	10%
TABASCO	671	57	54	60	79	65	62	71	68	48	101	67	84	816	25%	22%
TAMAULIPAS	1157	73	76	54	89	74	75	83	74	59	54	74	52	837	-30%	-28%
GUERRERO	868	86	81	65	59	59	63	79	71	82	78	75	60	858	-20%	-1%
B. C. NORTE	742	69	54	51	63	73	68	68	83	67	65	67	52	780	-22%	5%
TLAXCALA	505	52	44	43	58	62	45	47	65	57	54	50	39	616	-22%	22%
CHIHUAHUA	646	52	57	56	47	53	42	44	64	57	54	59	51	636	-14%	-2%
MORELOS	521	39	50	49	62	37	49	43	66	45	50	48	45	583	-6%	12%
S. L. POTOSI	397	29	38	30	43	46	50	35	45	43	50	38	57	504	50%	27%
OAXACA	398	33	30	36	48	36	24	28	32	43	43	38	31	422	-18%	6%
SONORA	364	40	34	25	41	26	41	32	33	30	31	45	38	416	-16%	14%
CHIAPAS	312	32	34	24	21	31	26	22	47	30	40	46	21	374	-54%	20%
COAHUILA	262	33	24	21	32	22	21	20	24	16	30	40	29	312	-28%	19%
AGSCS.	242	33	34	27	35	34	26	17	26	34	18	23	14	321	-39%	33%
Q. ROO	262	19	32	27	17	22	18	23	44	26	28	23	15	294	-35%	12%
ZACATECAS	228	34	15	14	20	19	19	13	19	21	20	20	21	235	5%	3%
NAYARIT	203	8	7	15	18	14	20	19	14	18	15	25	19	192	-24%	-5%
COLIMA	152	13	26	15	11	21	14	15	15	27	13	11	13	194	18%	28%
DURANGO	197	13	16	25	6	10	15	12	20	11	18	9	14	169	56%	-14%
CAMPECHE	96	13	11	8	15	9	6	16	14	13	9	17	9	140	-47%	46%
YUCATAN	105	7	5	10	9	6	3	7	11	8	13	5	10	94	100%	-10%
B. C. SUR	80	2	4	4	11	2	3	6	7	4	8	4	4		0%	-100%
OTROS	12		10	2	5		2	1	2		7	1				
TOTAL DEL PAÍS	36270	3269	2965	2603	3065	3013	3107	3012	3320	3158	3353	3331	3015	37122	-9%	2%
RECUP. MENSUAL	3023	3269	2965	2603	3065	3013	3107	3012	3320	3158	3353	3331	3015	3094		
PROM. DIARIO	99	105	99	84	99	108	100	100	107	105	108	107	101	102		
RESTO DEL PAÍS	20614	1872	1824	1577	1876	1781	1784	1766	2034	1844	1966	1904	1718	21857	-10%	6%
RECUP. MENSUAL	1718	1872	1824	1577	1876	1781	1784	1766	2034	1844	1966	1904	1718	1821		
PROM. DIARIO	56	60	61	51	61	64	58	59	66	61	63	61	57	60		

Incremento T. País comprobación 36270 3269 2965 2603 3065 3013 3107 3012 3320 3158 3353 3331 3015 37122
 Incremento Resto País

COMPARATIVO ULTIMOS 12 MESES, **RECUPERADOS A NIVEL NACIONAL.**



OFICINA COORDINADORA DE RIESGOS ASEGURADOS (OCRA)

VEHÍCULOS ROBADOS AL SECTOR ASEGURADOR POR: MUNICIPIOS A NIVEL NACIONAL, DURANTE EL PERIODO 01/01/2019-30/09/2019 Y SU COMPORTAMIENTO DURANTE EL MISMO PERIODO DE 2018, ORDENADO POR LOS MUNICIPIO CON MÁS VEHÍCULOS ROBADOS DURANTE 2019.

ESTADO	MUNICIPIO	TOTAL NACIONAL									
		CON VIOLENCIA			ESTACIONADO			TOTAL			
		2018	2019	% DE INCR.	2018	2019	% DE INCR.	2018	2019	% DE INCR.	% DEL TOT.
JALISCO	GUADALAJARA	2590	2770	7%	2179	2126	-2%	4769	4896	3%	8%
MEXICO	ECATEPEC DE MORELOS	4564	3637	-20%	707	642	-9%	5271	4279	-19%	7%
PUEBLA	PUEBLA	1277	1218	-5%	718	602	-16%	1995	1820	-9%	3%
MEXICO	TLALNEPANTLA DE BAZ	1800	1226	-32%	462	533	15%	2262	1759	-22%	3%
JALISCO	ZAPOPAN	789	900	14%	866	836	-3%	1655	1736	5%	3%
GUANAJUATO	CELAYA	634	1114	76%	232	350	51%	866	1464	69%	2%
SINALOA	CULIACAN	1485	1131	-24%	367	291	-21%	1852	1422	-23%	2%
MEXICO	NAUCALPAN DE JUAREZ	1229	888	-28%	335	360	7%	1564	1248	-20%	2%
CIUDAD DE MÉXICO	IZTAPALAPA	860	587	-32%	465	539	16%	1325	1126	-15%	2%
CIUDAD DE MÉXICO	GUSTAVO A. MADERO	754	649	-14%	390	375	-4%	1144	1024	-10%	2%
MEXICO	CUAUTITLAN IZCALLI	559	544	-3%	280	417	49%	839	961	15%	2%
BAJA CALIFORNIA	TIJUANA	440	427	-3%	485	495	2%	925	922	0%	1%
MEXICO	NEZAHUALCOYOTL	782	621	-21%	312	301	-4%	1094	922	-16%	1%
JALISCO	TONALA	239	658	175%	149	191	28%	388	849	119%	1%
TABASCO	CENTRO	703	525	-25%	495	307	-38%	1198	832	-31%	1%
MEXICO	CUAUTITLAN	553	494	-11%	174	321	84%	727	815	12%	1%
QUERETARO	QUERETARO	294	316	7%	545	460	-16%	839	776	-8%	1%
JALISCO	TLAQUEPAQUE	362	476	31%	284	279	-2%	646	755	17%	1%
MEXICO	TULTITLAN	560	492	-12%	208	263	26%	768	755	-2%	1%
MEXICO	TOLUCA	355	391	10%	382	341	-11%	737	732	-1%	1%
MEXICO	TECAMAC	649	554	-15%	132	165	25%	781	719	-8%	1%
CIUDAD DE MÉXICO	BENITO JUAREZ	375	281	-25%	409	415	1%	784	696	-11%	1%
CIUDAD DE MÉXICO	COYOACAN	226	233	3%	326	400	23%	552	633	15%	1%
NUEVO LEON	MONTERREY	220	219	0%	390	384	-2%	610	603	-1%	1%
MEXICO	COACALCO DE BERRIOZABAL	421	417	-1%	136	180	32%	557	597	7%	1%
SAN LUIS POTOSI	SAN LUIS POTOSI	203	250	23%	264	329	25%	467	579	24%	1%
MICHOACAN	URUAPAN	323	383	19%	140	193	38%	463	576	24%	1%
VERACRUZ	VERACRUZ	328	288	-12%	327	285	-13%	655	573	-13%	1%
CIUDAD DE MÉXICO	CUAUHTEMOC	285	237	-17%	275	331	20%	560	568	1%	1%
MORELOS	CUERNAVACA	304	342	13%	166	201	21%	470	543	16%	1%
GUANAJUATO	LEON	255	232	-9%	381	296	-22%	636	528	-17%	1%
CIUDAD DE MÉXICO	TLALPAN	254	276	9%	302	245	-19%	556	521	-6%	1%
CIUDAD DE MÉXICO	AZCAPOTZALCO	351	307	-13%	218	207	-5%	569	514	-10%	1%
GUERRERO	ACAPULCO DE JUAREZ	536	353	-34%	106	114	8%	642	467	-27%	1%
MICHOACAN	MORELIA	324	276	-15%	242	181	-25%	566	457	-19%	1%
JALISCO	TLAJOMULCO DE ZUBIGA	240	288	20%	161	152	-6%	401	440	10%	1%
CIUDAD DE MÉXICO	MIGUEL HIDALGO	286	165	-42%	223	270	21%	509	435	-15%	1%
CIUDAD DE MÉXICO	ALVARO OBREGON	272	181	-33%	261	240	-8%	533	421	-21%	1%
MEXICO	ATIZAPAN DE ZARAGOZA	269	256	-5%	139	158	14%	408	414	1%	1%
MEXICO	PAZ LA	336	321	-4%	89	93	4%	425	414	-3%	1%
CHIHUAHUA	JUAREZ	101	109	8%	281	287	2%	382	396	4%	1%
MEXICO	CHIMALHUACAN	373	260	-30%	107	121	13%	480	381	-21%	1%
PUEBLA	TECAMACHALCO	294	306	4%	42	66	57%	336	372	11%	1%
MEXICO	ATIZAPAN	207	210	1%	138	154	12%	345	364	6%	1%
AGUASCALIENTES	AGUASCALIENTES	112	118	5%	256	232	-9%	368	350	-5%	1%
CIUDAD DE MÉXICO	VENUSTIANO CARRANZA	209	189	-10%	165	159	-4%	374	348	-7%	1%
MEXICO	CHALCO	375	233	-38%	166	111	-33%	541	344	-36%	1%
CHIHUAHUA	CHIHUAHUA	169	97	-43%	329	236	-28%	498	333	-33%	1%
QUINTANA ROO	BENITO JUAREZ	89	97	9%	178	234	31%	267	331	24%	1%
TAMAULIPAS	REYNOSA	457	224	-51%	119	105	-12%	576	329	-43%	1%
PUEBLA	TEHUACAN	361	229	-37%	96	78	-19%	457	307	-33%	0%
CIUDAD DE MÉXICO	IZTACALCO	205	145	-29%	125	160	28%	330	305	-8%	0%
GUANAJUATO	IRAPUATO	290	169	-42%	160	110	-31%	450	279	-38%	0%

NUEVO LEON	APODACA	104	109	5%	150	158	5%	254	267	5%	0%
VERACRUZ	CORDOBA	179	167	-7%	82	84	2%	261	251	-4%	0%
NUEVO LEON	GUADALUPE	93	92	-1%	158	158	0%	251	250	0%	0%
BAJA CALIFORNIA	MEXICALI	67	47	-30%	235	200	-15%	302	247	-18%	0%
CIUDAD DE MÉXICO	XOCHIMILCO	120	122	2%	118	124	5%	238	246	3%	0%
MEXICO	IXTAPALUCA	188	155	-18%	111	91	-18%	299	246	-18%	0%
MEXICO	NICOLAS ROMERO	92	97	5%	79	148	87%	171	245	43%	0%
TABASCO	CARDENAS	261	181	-31%	55	57	4%	316	238	-25%	0%
NUEVO LEON	SAN NICOLAS DE LOS GARZA	99	85	-14%	119	151	27%	218	236	8%	0%
HIDALGO	PACHUCA DE SOTO	110	97	-12%	132	132	0%	242	229	-5%	0%
MEXICO	TEXCOCO	206	137	-33%	89	89	0%	295	226	-23%	0%
SONORA	HERMOSILLO	118	52	-56%	274	174	-36%	392	226	-42%	0%
CHIAPAS	TUXTLA GUTIERREZ	114	103	-10%	164	119	-27%	278	222	-20%	0%
GUANAJUATO	SALAMANCA	276	153	-45%	82	60	-27%	358	213	-41%	0%
VERACRUZ	COATZACOALCOS	160	112	-30%	158	100	-37%	318	212	-33%	0%
VERACRUZ	XALAPA	102	84	-18%	147	125	-15%	249	209	-16%	0%
SINALOA	MAZATLAN	106	129	22%	81	72	-11%	187	201	7%	0%
COAHUILA	TORREON	142	78	-45%	74	116	57%	216	194	-10%	0%
MEXICO	ZUMPANGO	205	141	-31%	61	44	-28%	266	185	-30%	0%
PUEBLA	TEPEACA	151	121	-20%	42	45	7%	193	166	-14%	0%
PUEBLA	SAN MARTIN TEXMELUCAN	165	129	-22%	44	34	-23%	209	163	-22%	0%
OAXACA	OAXACA DE JUAREZ	68	66	-3%	76	96	26%	144	162	13%	0%
TLAXCALA	TLAXCALA	100	109	9%	58	48	-17%	158	157	-1%	0%
GUERRERO	CHILPANCINGO DE LOS BRAVO	175	114	-35%	52	41	-21%	227	155	-32%	0%
CIUDAD DE MÉXICO	TLAHUAC	114	77	-32%	57	73	28%	171	150	-12%	0%
MEXICO	VALLE DE CHALCO SOLIDARIDAD	105	94	-10%	61	56	-8%	166	150	-10%	0%
MICHOACAN	APATZINGAN	327	97	-70%	54	48	-11%	381	145	-62%	0%
SONORA	CAJEME	48	44	-8%	68	101	49%	116	145	25%	0%
BAJA CALIFORNIA	ENSENADA	26	31	19%	86	113	31%	112	144	29%	0%
QUERETARO	SAN JUAN DEL RIO	71	82	15%	100	59	-41%	171	141	-18%	0%
MEXICO	TULTEPEC	76	79	4%	47	61	30%	123	140	14%	0%
MICHOACAN	LAZARO CARDENAS	133	79	-41%	54	60	11%	187	139	-26%	0%
VERACRUZ	MINATITLAN	143	88	-38%	67	51	-24%	210	139	-34%	0%
MORELOS	JIUTEPEC	84	86	2%	62	51	-18%	146	137	-6%	0%
MEXICO	TEPOTZOTLAN	69	95	38%	32	38	19%	101	133	32%	0%
TLAXCALA	CALPULALPAN	96	97	1%	23	34	48%	119	131	10%	0%
MEXICO	ACOLMAN	101	93	-8%	27	36	33%	128	129	1%	0%
CIUDAD DE MÉXICO	MAGDALENA CONTRERAS LA	40	64	60%	56	63	13%	96	127	32%	0%
YUCATAN	MERIDA	33	34	3%	121	91	-25%	154	125	-19%	0%
PUEBLA	SAN ANDRES CHOLULA	60	84	40%	62	38	-39%	122	122	0%	0%
JALISCO	SALTO EL	50	72	44%	54	48	-11%	104	120	15%	0%
MEXICO	HUEHUETOCA	67	75	12%	30	43	43%	97	118	22%	0%
PUEBLA	CUAUTLACINGO	73	80	10%	23	38	65%	96	118	23%	0%
COAHUILA	SALTILLO	49	29	-41%	74	88	19%	123	117	-5%	0%
JALISCO	PUERTO VALLARTA	32	20	-38%	79	94	19%	111	114	3%	0%
NUEVO LEON	GENERAL ESCOBEDO	65	38	-42%	66	76	15%	131	114	-13%	0%
VERACRUZ	BOCA DEL RIO	48	40	-17%	67	73	9%	115	113	-2%	0%
MEXICO	METEPEC	56	54	-4%	69	57	-17%	125	111	-11%	0%
VERACRUZ	ACAYUCAN	56	91	63%	11	20	82%	67	111	66%	0%
QUERETARO	MARQUES EL	53	44	-17%	69	65	-6%	122	109	-11%	0%
HIDALGO	TULA DE ALLENDE	75	54	-28%	51	52	2%	126	106	-16%	0%
MEXICO	CHICOLOAPAN	100	61	-39%	44	45	2%	144	106	-26%	0%
GUANAJUATO	SILAO	72	73	1%	62	32	-48%	134	105	-22%	0%
MICHOACAN	ZAMORA	76	67	-12%	31	38	23%	107	105	-2%	0%
GUERRERO	ZIHUATANEJO DE AZUETA	89	82	-8%	19	17	-11%	108	99	-8%	0%
HIDALGO	TULANCINGO DE BRAVO	56	51	-9%	38	48	26%	94	99	5%	0%
CIUDAD DE MÉXICO	CUAJIMALPA DE MORELOS	32	45	41%	49	52	6%	81	97	20%	0%
GUANAJUATO	CORTAZAR	28	81	189%	18	16	-11%	46	97	111%	0%
TABASCO	COMALCALCO	224	61	-73%	67	35	-48%	291	96	-67%	0%
VERACRUZ	POZA RICA DE HIDALGO	62	51	-18%	55	45	-18%	117	96	-18%	0%
PUEBLA	AMOZOC	112	72	-36%	24	23	-4%	136	95	-30%	0%
SINALOA	AHOME	81	54	-33%	45	39	-13%	126	93	-26%	0%
QUINTANA ROO	SOLIDARIDAD	21	20	-5%	52	72	38%	73	92	26%	0%
TLAXCALA	APIZACO	98	51	-48%	33	41	24%	131	92	-30%	0%
SAN LUIS POTOSI	SOLEDAD DE GRACIANO SANCHEZ	32	40	25%	32	50	56%	64	90	41%	0%

COLIMA	MANZANILLO	33	20	-39%	27	65	141%	60	85	42%	0%
PUEBLA	SAN PEDRO CHOLULA	39	52	33%	17	32	88%	56	84	50%	0%
MORELOS	CUAUTLA	50	41	-18%	47	41	-13%	97	82	-15%	0%
TABASCO	HUIMANGUILLO	85	58	-32%	28	23	-18%	113	81	-28%	0%
PUEBLA	ACATZINGO	73	60	-18%	18	20	11%	91	80	-12%	0%
TABASCO	VILLAHERMOSA		46	100%		32	100%	0	78	100%	0%
VERACRUZ	ORIZABA	103	58	-44%	44	19	-57%	147	77	-48%	0%
MEXICO	HUIXQUILUCAN	43	35	-19%	31	41	32%	74	76	3%	0%
GUANAJUATO	GUANAJUATO	39	37	-5%	38	38	0%	77	75	-3%	0%
DURANGO	GOMEZ PALACIO	45	40	-11%	37	33	-11%	82	73	-11%	0%
MEXICO	TEOLOYUCAN	54	56	4%	12	17	42%	66	73	11%	0%
NUEVO LEON	SANTA CATARINA	19	15	-21%	38	58	53%	57	73	28%	0%
PUEBLA	ESPERANZA	131	66	-50%	24	7	-71%	155	73	-53%	0%
QUERETARO	CORREGIDORA	27	33	22%	51	38	-25%	78	71	-9%	0%
TAMAULIPAS	TAMPICO	32	34	6%	56	37	-34%	88	71	-19%	0%
PUEBLA	HUEJOTZINGO	29	50	72%	7	19	171%	36	69	92%	0%
VERACRUZ	SAYULA DE ALEMAN	18	55	206%	9	14	56%	27	69	156%	0%
DURANGO	DURANGO	40	37	-8%	46	30	-35%	86	67	-22%	0%
PUEBLA	CORONANGO	47	50	6%	13	17	31%	60	67	12%	0%
HIDALGO	TIZAYUCA	53	44	-17%	37	22	-41%	90	66	-27%	0%
NAYARIT	TEPIC	31	34	10%	53	29	-45%	84	63	-25%	0%
TLAXCALA	HUAMANTLA	63	47	-25%	17	16	-6%	80	63	-21%	0%
JALISCO	TEPATITLAN DE MORELOS	25	36	44%	22	26	18%	47	62	32%	0%
GUANAJUATO	APASEO EL GRANDE	43	40	-7%	8	20	150%	51	60	18%	0%
JALISCO	LAGOS DE MORENO	43	26	-40%	24	33	38%	67	59	-12%	0%
NUEVO LEON	CADEREYTA JIMENEZ	31	36	16%	41	21	-49%	72	57	-21%	0%
TABASCO	CUNDUACAN	122	40	-67%	42	17	-60%	164	57	-65%	0%
HIDALGO	TEPEJI DEL RIO DE OCAMPO	29	26	-10%	7	30	329%	36	56	56%	0%
NUEVO LEON	GARCIA	17	19	12%	44	36	-18%	61	55	-10%	0%
PUEBLA	CHALCHICOMULA DE SESMA	97	40	-59%	17	15	-12%	114	55	-52%	0%
TAMAULIPAS	ALTAMIRA	35	28	-20%	34	27	-21%	69	55	-20%	0%
TAMAULIPAS	NUEVO LAREDO	32	31	-3%	25	23	-8%	57	54	-5%	0%
GUANAJUATO	VALLE DE SANTIAGO	29	46	59%	8	7	-13%	37	53	43%	0%
MEXICO	TEZOYUCA	26	35	35%	13	18	38%	39	53	36%	0%
NUEVO LEON	JUAREZ	17	17	0%	35	35	0%	52	52	0%	0%
VERACRUZ	AMATLAN DE LOS REYES	19	37	95%	5	15	200%	24	52	117%	0%
GUANAJUATO	SAN MIGUEL DE ALLENDE	26	30	15%	22	21	-5%	48	51	6%	0%
SONORA	NOGALES	7	12	71%	22	39	77%	29	51	76%	0%
GUERRERO	IGUALA DE LA INDEPENDENCIA	74	40	-46%	11	10	-9%	85	50	-41%	0%
MEXICO	LERMA	36	19	-47%	23	31	35%	59	50	-15%	0%
NUEVO LEON	ALLENDE	11	28	155%	20	22	10%	31	50	61%	0%
GUANAJUATO	VILLAGRAN	14	39	179%	2	10	400%	16	49	206%	0%
VERACRUZ	COSOLEACAQUE	66	36	-45%	23	13	-43%	89	49	-45%	0%
MICHOACAN	PIEDAD LA	46	38	-17%	18	10	-44%	64	48	-25%	0%
MEXICO	JILOTEPEC	44	37	-16%	10	10	0%	54	47	-13%	0%
TABASCO	NACAJUCA	40	23	-43%	28	24	-14%	68	47	-31%	0%
PUEBLA	ATLIXCO	44	23	-48%	23	23	0%	67	46	-31%	0%
PUEBLA	PALMAR DE BRAVO	65	36	-45%	10	9	-10%	75	45	-40%	0%
CAMPECHE	CARMEN	13	9	-31%	39	34	-13%	52	43	-17%	0%
MEXICO	TEOTIHUACAN	40	36	-10%	8	7	-13%	48	43	-10%	0%
MEXICO	OTUMBA	23	31	35%	11	11	0%	34	42	24%	0%
PUEBLA	QUECHOLAC	16	29	81%	3	13	333%	19	42	121%	0%
VERACRUZ	ANTIGUA LA	18	22	22%	4	20	400%	22	42	91%	0%
CHIAPAS	TAPACHULA	45	15	-67%	38	26	-32%	83	41	-51%	0%
PUEBLA	HUAUCHINANGO	39	25	-36%	15	15	0%	54	40	-26%	0%
TABASCO	PARAISO	81	17	-79%	33	23	-30%	114	40	-65%	0%
VERACRUZ	EMILIANO ZAPATA	18	31	72%	7	9	29%	25	40	60%	0%
VERACRUZ	FORTIN	38	24	-37%	13	16	23%	51	40	-22%	0%
MORELOS	TEMIXCO	22	24	9%	16	15	-6%	38	39	3%	0%
SINALOA	GUASAVE	34	26	-24%	7	13	86%	41	39	-5%	0%
ZACATECAS	ZACATECAS	34	23	-32%	16	16	0%	50	39	-22%	0%
PUEBLA	CHIGNAHUAPAN	15	25	67%	8	12	50%	23	37	61%	0%
VERACRUZ	TIERRA BLANCA	29	29	0%	14	8	-43%	43	37	-14%	0%
COLIMA	COLIMA	15	7	-53%	28	29	4%	43	36	-16%	0%
TAMAULIPAS	MATAMOROS	42	22	-48%	14	14	0%	56	36	-36%	0%

TAMAULIPAS	VICTORIA	20	18	-10%	17	18	6%	37	36	-3%	0%
VERACRUZ	TUXPAN	22	15	-32%	10	21	110%	32	36	13%	0%
MEXICO	ATLACOMULCO	20	19	-5%	30	16	-47%	50	35	-30%	0%
NUEVO LEON	SAN PEDRO GARZA GARCIA	18	14	-22%	47	21	-55%	65	35	-46%	0%
OAXACA	SAN JUAN BAUTISTA TUXTEPEC	18	28	56%	8	7	-13%	26	35	35%	0%
JALISCO	ZAPOTLANEJO	14	16	14%	10	18	80%	24	34	42%	0%
TAMAULIPAS	CIUDAD MADERO	20	12	-40%	29	22	-24%	49	34	-31%	0%
BAJA CALIFORNIA SUR	PAZ LA	8	9	13%	32	24	-25%	40	33	-18%	0%
VERACRUZ	PEROTE	25	25	0%	13	8	-38%	38	33	-13%	0%
MEXICO	AMECAMECA	30	24	-20%	15	8	-47%	45	32	-29%	0%
MEXICO	VALLE DE BRAVO	11	21	91%	3	11	267%	14	32	129%	0%
MEXICO	ZINACANTEPEC	16	20	25%	9	12	33%	25	32	28%	0%
SINALOA	NAVOLATO	44	15	-66%	11	17	55%	55	32	-42%	0%
VERACRUZ	IXTACZOQUITLAN	19	28	47%	9	4	-56%	28	32	14%	0%
HIDALGO	TEPEAPULCO	21	14	-33%	11	17	55%	32	31	-3%	0%
CAMPECHE	CAMPECHE	13	12	-8%	22	18	-18%	35	30	-14%	0%
CHIAPAS	REFORMA	24	16	-33%	8	14	75%	32	30	-6%	0%
CIUDAD DE MÉXICO	MILPA ALTA	5	16	220%	13	14	8%	18	30	67%	0%
BAJA CALIFORNIA	PLAYAS DE ROSARITO	22	10	-55%	24	19	-21%	46	29	-37%	0%
CHIAPAS	SAN CRISTOBAL DE LAS CASAS	13	15	15%	15	14	-7%	28	29	4%	0%
HIDALGO	MINERAL DE LA REFORMA	15	12	-20%	23	17	-26%	38	29	-24%	0%
MEXICO	MELCHOR OCAMPO	25	14	-44%	9	15	67%	34	29	-15%	0%
GUANAJUATO	APASEO EL ALTO	15	19	27%	9	9	0%	24	28	17%	0%
GUANAJUATO	SALVATIERRA	5	17	240%	7	11	57%	12	28	133%	0%
MEXICO	COYOTEPEC	7	24	243%	5	4	-20%	12	28	133%	0%
MICHOACAN	ZITACUARO	9	13	44%	8	15	88%	17	28	65%	0%
MORELOS	EMILIANO ZAPATA	17	18	6%	12	10	-17%	29	28	-3%	0%
PUEBLA	LIBRES	43	16	-63%	6	12	100%	49	28	-43%	0%
TLAXCALA	YAUHQUEMECAN	16	16	0%	13	12	-8%	29	28	-3%	0%
ZACATECAS	GUADALUPE	16	13	-19%	13	15	15%	29	28	-3%	0%
BAJA CALIFORNIA SUR	LOS CABOS	3	10	233%	17	17	0%	20	27	35%	0%
JALISCO	OCOTLAN	20	17	-15%	17	10	-41%	37	27	-27%	0%
PUEBLA	SAN SALVADOR HUIXCOLOTLA	18	20	11%	5	7	40%	23	27	17%	0%
VERACRUZ	RIO BLANCO	19	22	16%	9	5	-44%	28	27	-4%	0%
HIDALGO	ATOTONILCO DE TULA	10	10	0%	2	16	700%	12	26	117%	0%
GUANAJUATO	ABASOLO	26	16	-38%	8	9	13%	34	25	-26%	0%
NAYARIT	BAHIA DE BANDERAS	22	6	-73%	24	19	-21%	46	25	-46%	0%
NUEVO LEON	SANTIAGO	15	9	-40%	14	16	14%	29	25	-14%	0%
SINALOA	SALVADOR ALVARADO	20	17	-15%	13	8	-38%	33	25	-24%	0%
ZACATECAS	CALERA	4	19	375%	1	6	500%	5	25	400%	0%
MICHOACAN	PATZCUARO	24	18	-25%	12	6	-50%	36	24	-33%	0%
MORELOS	YAUTEPEC	21	12	-43%	9	12	33%	30	24	-20%	0%
PUEBLA	TEZIUTLAN	9	15	67%	5	9	80%	14	24	71%	0%
QUINTANA ROO	COZUMEL	3	9	200%	21	15	-29%	24	24	0%	0%
TABASCO	MACUSPANA	55	12	-78%	26	12	-54%	81	24	-70%	0%
VERACRUZ	CUITLAHUAC	25	19	-24%	10	5	-50%	35	24	-31%	0%
CHIAPAS	PALENQUE	24	20	-17%	9	3	-67%	33	23	-30%	0%
CHIHUAHUA	DELICIAS	4	5	25%	11	18	64%	15	23	53%	0%
COAHUILA	MONCLOVA	12	9	-25%	14	14	0%	26	23	-12%	0%
GUANAJUATO	SAN FRANCISCO DEL RINCON	9	15	67%	10	8	-20%	19	23	21%	0%
JALISCO	ARANDAS	12	7	-42%	6	16	167%	18	23	28%	0%
MICHOACAN	BUENAVISTA	21	18	-14%	7	5	-29%	28	23	-18%	0%
QUINTANA ROO	OTHON P. BLANCO	7	3	-57%	14	20	43%	21	23	10%	0%
TAMAULIPAS	MANTE EL	7	9	29%		14	100%	7	23	229%	0%
TAMAULIPAS	RIO BRAVO	50	19	-62%	7	4	-43%	57	23	-60%	0%
BAJA CALIFORNIA	TECATE	4	6	50%	27	16	-41%	31	22	-29%	0%
JALISCO	ACATLAN DE JUAREZ	7	18	157%	1	4	300%	8	22	175%	0%
MEXICO	ATENCO	23	12	-48%	4	10	150%	27	22	-19%	0%
MICHOACAN	TACAMBARO	12	14	17%	7	8	14%	19	22	16%	0%
OAXACA	HUAJUAPAM DE LEON	14	13	-7%	14	9	-36%	28	22	-21%	0%
OAXACA	SALINA CRUZ	6	4	-33%	9	18	100%	15	22	47%	0%
TABASCO	DESCONOCIDO	17	16	-6%	15	6	-60%	32	22	-31%	0%
CIUDAD DE MÉXICO	DESCONOCIDO	20	17	-15%	8	4	-50%	28	21	-25%	0%
GUANAJUATO	SAN JOSE ITURBIDE	11	12	9%	15	9	-40%	26	21	-19%	0%
OAXACA	SANTO DOMINGO TEHUANTEPEC	25	10	-60%	5	11	120%	30	21	-30%	0%

PUEBLA	CADADA MORELOS	32	16	-50%	4	5	25%	36	21	-42%	0%
PUEBLA	CUAPIAXTLA DE MADERO	6	15	150%	1	6	500%	7	21	200%	0%
PUEBLA	ZACATLAN	15	17	13%	7	4	-43%	22	21	-5%	0%
CHIAPAS	COMITAN DE DOMINGUEZ	7	12	71%	6	8	33%	13	20	54%	0%
COLIMA	VILLA DE ALVAREZ	9	2	-78%	7	18	157%	16	20	25%	0%
JALISCO	CHAPALA	7	8	14%	17	12	-29%	24	20	-17%	0%
MEXICO	SAN MATEO ATENCO	14	12	-14%	14	8	-43%	28	20	-29%	0%
NUEVO LEON	PESQUERIA	10	8	-20%	6	12	100%	16	20	25%	0%
PUEBLA	IZUCAR DE MATAMOROS	21	12	-43%	12	8	-33%	33	20	-39%	0%
QUINTANA ROO	DESCONOCIDO	7	5	-29%	29	15	-48%	36	20	-44%	0%
SINALOA	ESCUINAPA	15	18	20%		2	100%	15	20	33%	0%
SONORA	GUAYMAS	8	8	0%	11	12	9%	19	20	5%	0%
VERACRUZ	COSAMALOAPAN DE CARPIO	17	13	-24%	5	7	40%	22	20	-9%	0%
VERACRUZ	JALTIPAN	7	15	114%		5	100%	7	20	186%	0%
VERACRUZ	TRES VALLES	3	20	567%			100%	3	20	567%	0%
GUANAJUATO	PENJAMO	42	13	-69%	10	6	-40%	52	19	-63%	0%
MEXICO	JALTENCO	22	12	-45%	11	7	-36%	33	19	-42%	0%
PUEBLA	TLACOTEPEC DE BENITO JUAREZ	36	15	-58%	3	4	33%	39	19	-51%	0%
SAN LUIS POTOSI	MATEHUALA	11	10	-9%	10	9	-10%	21	19	-10%	0%
TABASCO	JALPA DE MENDEZ	62	12	-81%	9	7	-22%	71	19	-73%	0%
VERACRUZ	MEDELLIN	5	9	80%	11	10	-9%	16	19	19%	0%
BAJA CALIFORNIA SUR	CABOS LOS	7	2	-71%	14	16	14%	21	18	-14%	0%
GUANAJUATO	SAN LUIS DE LA PAZ	11	6	-45%	9	12	33%	20	18	-10%	0%
MICHOACAN	REYES LOS	14	13	-7%	5	5	0%	19	18	-5%	0%
MORELOS	HUITZILAC	19	17	-11%	2	1	-50%	21	18	-14%	0%
OAXACA	JUCHITAN DE ZARAGOZA	62	8	-87%	6	10	67%	68	18	-74%	0%
SONORA	PUERTO PEDASCO	3	11	267%	10	7	-30%	13	18	38%	0%
TLAXCALA	SAN PABLO DEL MONTE	19	9	-53%	5	9	80%	24	18	-25%	0%
VERACRUZ	CHOAPAS LAS	21	8	-62%	6	10	67%	27	18	-33%	0%
GUANAJUATO	ACAMBARO	8	8	0%	5	9	80%	13	17	31%	0%
HIDALGO	HUICHAPAN	11	11	0%	4	6	50%	15	17	13%	0%
HIDALGO	ZEMPOALA	8	6	-25%	6	11	83%	14	17	21%	0%
JALISCO	SAN JUAN DE LOS LAGOS	9	14	56%	17	3	-82%	26	17	-35%	0%
MEXICO	AXAPUSCO	18	14	-22%	4	3	-25%	22	17	-23%	0%
MEXICO	IXTLAHUACA	9	12	33%	11	5	-55%	20	17	-15%	0%
MEXICO	NEXTLALPAN	43	13	-70%	11	4	-64%	54	17	-69%	0%
MICHOACAN	MUGICA	50	12	-76%	13	5	-62%	63	17	-73%	0%
MORELOS	JOJUTLA	6	10	67%	4	7	75%	10	17	70%	0%
MORELOS	XOCHITEPEC	18	13	-28%	6	4	-33%	24	17	-29%	0%
CHIAPAS	CHIAPA DE CORZO	5	10	100%	6	6	0%	11	16	45%	0%
GUANAJUATO	JARAL DEL PROGRESO	14	11	-21%	1	5	400%	15	16	7%	0%
HIDALGO	ATITALQUIA	9	6	-33%	6	10	67%	15	16	7%	0%
JALISCO	ATOTONILCO EL ALTO	3	5	67%	4	11	175%	7	16	129%	0%
MEXICO	POLOTITLAN	13	13	0%	1	3	200%	14	16	14%	0%
MICHOACAN	ARIO	8	9	13%	5	7	40%	13	16	23%	0%
MICHOACAN	GABRIEL ZAMORA	7	11	57%		5	100%	7	16	129%	0%
MICHOACAN	PERIBAN	5	11	120%	3	5	67%	8	16	100%	0%
PUEBLA	ACAJETE	25	11	-56%	6	5	-17%	31	16	-48%	0%
QUERETARO	PEDRO ESCOBEDO	21	7	-67%	8	9	13%	29	16	-45%	0%
VERACRUZ	MARTINEZ DE LA TORRE	20	9	-55%	8	7	-13%	28	16	-43%	0%
VERACRUZ	NOGALES	14	8	-43%	6	8	33%	20	16	-20%	0%
VERACRUZ	PAPANTLA	28	8	-71%	8	8	0%	36	16	-56%	0%
GUANAJUATO	SANTA CRUZ DE JUVENTINO ROSAS	10	10	0%	5	5	0%	15	15	0%	0%
MEXICO	APAXCO	11	6	-45%	1	9	800%	12	15	25%	0%
MEXICO	DESCONOCIDO	20	8	-60%	3	7	133%	23	15	-35%	0%
MICHOACAN	TARIMBARO	9	9	0%	5	6	20%	14	15	7%	0%
PUEBLA	SAN MIGUEL XOXTLA	9	13	44%	3	2	-33%	12	15	25%	0%
QUINTANA ROO	TULUM	3	5	67%	4	10	150%	7	15	114%	0%
TLAXCALA	CHIAUTEMPAN	25	8	-68%	13	7	-46%	38	15	-61%	0%
TLAXCALA	IXTACUIXTLA DE MARIANO MATAM	7	13	86%		2	100%	7	15	114%	0%
ZACATECAS	FRESNILLO	9	8	-11%	11	7	-36%	20	15	-25%	0%
GUANAJUATO	COMONFORT	14	9	-36%	2	5	150%	16	14	-13%	0%
HIDALGO	IXMIQUILPAN	10	11	10%	10	3	-70%	20	14	-30%	0%
JALISCO	ZAPOTLAN EL GRANDE	12	6	-50%	10	8	-20%	22	14	-36%	0%
MEXICO	TEMASCALAPA	10	12	20%	2	2	0%	12	14	17%	0%

MICHOACAN	JACONA	9	12	33%	9	2	-78%	18	14	-22%	0%
PUEBLA	AHUAZOTEPEC	14	5	-64%	4	9	125%	18	14	-22%	0%
QUERETARO	TEQUISQUIAPAN	2	2	0%	8	12	50%	10	14	40%	0%
TABASCO	EMILIANO ZAPATA	12	8	-33%	3	6	100%	15	14	-7%	0%
CHIAPAS	OCOSINGO	5	6	20%	2	7	250%	7	13	86%	0%
CHIHUAHUA	CUAUHTEMOC	5	8	60%	5	5	0%	10	13	30%	0%
COLIMA	TECOMAN	4	4	0%	2	9	350%	6	13	117%	0%
MEXICO	TLALMANALCO	6	10	67%	11	3	-73%	17	13	-24%	0%
MICHOACAN	ZINAPECUARO	5	6	20%	2	7	250%	7	13	86%	0%
NUEVO LEON	MONTEMORELOS	10	7	-30%	10	6	-40%	20	13	-35%	0%
NUEVO LEON	SALINAS VICTORIA	6	4	-33%	13	9	-31%	19	13	-32%	0%
PUEBLA	REYES DE JUAREZ LOS	8	9	13%	1	4	300%	9	13	44%	0%
SAN LUIS POTOSI	CARDENAS	20	11	-45%	3	2	-33%	23	13	-43%	0%
SINALOA	ANGOSTURA	13	12	-8%	1	1	0%	14	13	-7%	0%
SONORA	NAVOJOA	11	8	-27%	18	5	-72%	29	13	-55%	0%
VERACRUZ	TIHUATLAN	14	8	-43%	9	5	-44%	23	13	-43%	0%
DURANGO	LERDO	14	8	-43%	3	4	33%	17	12	-29%	0%
GUERRERO	EDUARDO NERI	18	8	-56%	1	4	300%	19	12	-37%	0%
JALISCO	GUACHINANGO	4	6	50%	5	6	20%	9	12	33%	0%
MEXICO	OCOYOACAC	5	5	0%	5	7	40%	10	12	20%	0%
MICHOACAN	ZACAPU	15	10	-33%	3	2	-33%	18	12	-33%	0%
NUEVO LEON	CARMEN	5	4	-20%	4	8	100%	9	12	33%	0%
PUEBLA	NICOLAS BRAVO	9	7	-22%		5	100%	9	12	33%	0%
PUEBLA	ORIENTAL	5	10	100%	1	2	100%	6	12	100%	0%
SONORA	DESCONOCIDO	13	2	-85%	8	10	25%	21	12	-43%	0%
SONORA	SAN LUIS RIO COLORADO	3		-100%	10	12	20%	13	12	-8%	0%
TABASCO	CENTLA	9	9	0%	2	3	50%	11	12	9%	0%
VERACRUZ	OLUTA	1	8	700%		4	100%	1	12	1100%	0%
AGUASCALIENTES	JESUS MARIA	15	3	-80%	17	8	-53%	32	11	-66%	0%
AGUASCALIENTES	SAN FRANCISCO DE LOS ROMO	1	9	800%	5	2	-60%	6	11	83%	0%
CHIAPAS	HUIXTLA	14	4	-71%	4	7	75%	18	11	-39%	0%
CHIHUAHUA	HIDALGO DEL PARRAL	4	9	125%	5	2	-60%	9	11	22%	0%
COAHUILA	CASTADOS	7	7	0%	2	4	100%	9	11	22%	0%
GUERRERO	PETATLAN	2	7	250%	4	4	0%	6	11	83%	0%
HIDALGO	EMILIANO ZAPATA	6	6	0%	2	5	150%	8	11	38%	0%
JALISCO	ENCARNACION DE DIAZ	6	1	-83%	3	10	233%	9	11	22%	0%
JALISCO	IXTLAHUACAN DE LOS MEMBRILLOS	15	5	-67%	7	6	-14%	22	11	-50%	0%
MEXICO	TIANGUISTENCO	4	7	75%	3	4	33%	7	11	57%	0%
OAXACA	SANTA MARIA HUATULCO	1	3	200%	2	8	300%	3	11	267%	0%
PUEBLA	DESCONOCIDO	8	7	-13%	1	4	300%	9	11	22%	0%
SINALOA	ELOTA	15	8	-47%	3	3	0%	18	11	-39%	0%
TLAXCALA	ZACATELCO	4	9	125%	4	2	-50%	8	11	38%	0%
VERACRUZ	COATEPEC	13	6	-54%	10	5	-50%	23	11	-52%	0%
GUANAJUATO	PURISIMA DEL RINCON	2	3	50%		7	100%	2	10	400%	0%
GUERRERO	TAXCO DE ALARCON	16	9	-44%	3	1	-67%	19	10	-47%	0%
HIDALGO	SINGUILUCAN	8	7	-13%	1	3	200%	9	10	11%	0%
JALISCO	TEQUILA	6	6	0%	9	4	-56%	15	10	-33%	0%
MEXICO	ALMOLOYA DE JUAREZ	6	6	0%	7	4	-43%	13	10	-23%	0%
MEXICO	CALIMAYA	6	3	-50%	7	7	0%	13	10	-23%	0%
MEXICO	NOPALTEPEC	9	5	-44%	4	5	25%	13	10	-23%	0%
MEXICO	SAN MARTIN DE LAS PIRAMIDES	11	6	-45%	4	4	0%	15	10	-33%	0%
MEXICO	XONACATLAN	6	6	0%	3	4	33%	9	10	11%	0%
MICHOACAN	HUANDACAREO		2	100%		8	100%	0	10	100%	0%
MICHOACAN	SAHUAYO	20	5	-75%	11	5	-55%	31	10	-68%	0%
MICHOACAN	SALVADOR ESCALANTE	7	6	-14%	2	4	100%	9	10	11%	0%
NUEVO LEON	GENERAL ZUAZUA	2	3	50%	2	7	250%	4	10	150%	0%
OAXACA	HEROICA CIUDAD DE EJUTLA DE C	4	7	75%		3	100%	4	10	150%	0%
PUEBLA	SAN SALVADOR EL VERDE	9	7	-22%	2	3	50%	11	10	-9%	0%
PUEBLA	TOCHTEPEC	6	9	50%	2	1	-50%	8	10	25%	0%
SINALOA	SINALOA	18	8	-56%	3	2	-33%	21	10	-52%	0%
TABASCO	TENOSIQUE	19	7	-63%	1	3	200%	20	10	-50%	0%
TLAXCALA	XICOHTZINCO	1	9	800%	1	1	0%	2	10	400%	0%
VERACRUZ	SAN ANDRES TUXTLA	6	7	17%	2	3	50%	8	10	25%	0%
COAHUILA	PIEDRAS NEGRAS	2	1	-50%	6	8	33%	8	9	13%	0%
GUANAJUATO	TARIMORO	5	6	20%	2	3	50%	7	9	29%	0%

GUANAJUATO	YURIRIA	2	3	50%	1	6	500%	3	9	200%	0%
HIDALGO	ACAXOCHITLAN	8	6	-25%	1	3	200%	9	9	0%	0%
HIDALGO	APAN	10	7	-30%	5	2	-60%	15	9	-40%	0%
JALISCO	ZACOALCO DE TORRES		4	100%	1	5	400%	1	9	800%	0%
MEXICO	ACULCO	3	7	133%	2	2	0%	5	9	80%	0%
MEXICO	SOYANIQUELIPAN DE JUAREZ	2	5	150%	1	4	300%	3	9	200%	0%
MEXICO	TEJUPILCO	2	7	250%	4	2	-50%	6	9	50%	0%
MICHOACAN	ARTEAGA	12	5	-58%	3	4	33%	15	9	-40%	0%
MICHOACAN	TANGANCICUARO	9	5	-44%	2	4	100%	11	9	-18%	0%
NUEVO LEON	MARIN	1	2	100%	1	7	600%	2	9	350%	0%
PUEBLA	OCOYUCAN	3	3	0%		6	100%	3	9	200%	0%
PUEBLA	SANTIAGO MIAHUATLAN	11	7	-36%	3	2	-33%	14	9	-36%	0%
SAN LUIS POTOSI	EBANO	1	2	100%	1	7	600%	2	9	350%	0%
SONORA	HUATABAMPO	1	5	400%	1	4	300%	2	9	350%	0%
TLAXCALA	CARMEN TEQUEXQUITLA, EL	4	8	100%	2	1	-50%	6	9	50%	0%
TLAXCALA	NATIVITAS	5	6	20%	2	3	50%	7	9	29%	0%
TLAXCALA	TETLATLAHUCA	1	6	500%		3	100%	1	9	800%	0%
TLAXCALA	TLAXCO	9	6	-33%	1	3	200%	10	9	-10%	0%
VERACRUZ	ACTOPAN		9	100%	1		-100%	1	9	800%	0%
VERACRUZ	CAMERINO Z MENDOZA	17	6	-65%	1	3	200%	18	9	-50%	0%
VERACRUZ	COATZINTLA	1	6	500%	1	3	200%	2	9	350%	0%
CAMPECHE	ESCARCEGA	5	6	20%	5	2	-60%	10	8	-20%	0%
COAHUILA	RAMOS ARIZPE	6	1	-83%	8	7	-13%	14	8	-43%	0%
COAHUILA	SABINAS	2	4	100%	1	4	300%	3	8	167%	0%
GUANAJUATO	DOLORES HIDALGO	8	4	-50%	6	4	-33%	14	8	-43%	0%
GUANAJUATO	MOROLEON	3	4	33%	3	4	33%	6	8	33%	0%
HIDALGO	TLAXCOAPAN	2	5	150%	4	3	-25%	6	8	33%	0%
JALISCO	ARENAL EL	3	5	67%	6	3	-50%	9	8	-11%	0%
JALISCO	COCULA	3	5	67%	2	3	50%	5	8	60%	0%
JALISCO	PONCITLAN	1	4	300%	4	4	0%	5	8	60%	0%
JALISCO	SAYULA	4	5	25%	2	3	50%	6	8	33%	0%
JALISCO	TALA	10	5	-50%	10	3	-70%	20	8	-60%	0%
JALISCO	TAMAZULA DE GORDIANO		3	100%	4	5	25%	4	8	100%	0%
MEXICO	ACAMBAY	16	6	-63%	4	2	-50%	20	8	-60%	0%
MEXICO	COCOTITLAN	5	5	0%	1	3	200%	6	8	33%	0%
MEXICO	IXTAPAN DE LA SAL	9	3	-67%	3	5	67%	12	8	-33%	0%
MEXICO	OZUMBA	2	6	200%	1	2	100%	3	8	167%	0%
MEXICO	TEQUIXQUIAC	3	5	67%	3	3	0%	6	8	33%	0%
MEXICO	TONANITLA	5	7	40%		1	100%	5	8	60%	0%
MEXICO	VILLA GUERRERO	2	7	250%	3	1	-67%	5	8	60%	0%
MICHOACAN	MARAVATIO	9	5	-44%	6	3	-50%	15	8	-47%	0%
MICHOACAN	PURUANDIRO		4	100%		4	100%	0	8	100%	0%
MICHOACAN	TEPALCATEPEC	1	8	700%	1		-100%	2	8	300%	0%
MICHOACAN	ZIRACUARETIRO	1	6	500%	1	2	100%	2	8	300%	0%
MORELOS	YECAPIXTLA	4	6	50%	4	2	-50%	8	8	0%	0%
OAXACA	SANTA CRUZ XOXOCOTLAN	8	2	-75%	8	6	-25%	16	8	-50%	0%
PUEBLA	JUAN C. BONILLA	4	7	75%	2	1	-50%	6	8	33%	0%
PUEBLA	SAN JOSE CHIAPA	10	8	-20%	1		-100%	11	8	-27%	0%
PUEBLA	TECALI DE HERRERA	5	7	40%		1	100%	5	8	60%	0%
PUEBLA	YEHUALTEPEC	20	6	-70%	9	2	-78%	29	8	-72%	0%
QUERETARO	DESCONOCIDO	4	4	0%	7	4	-43%	11	8	-27%	0%
QUERETARO	EZEQUIEL MONTES	5	3	-40%	3	5	67%	8	8	0%	0%
SAN LUIS POTOSI	SANTA MARIA DEL RIO	2	6	200%	2	2	0%	4	8	100%	0%
TABASCO	TEAPA	8	4	-50%	4	4	0%	12	8	-33%	0%
TLAXCALA	HUEYOTLIPAN	2	4	100%	1	4	300%	3	8	167%	0%
TLAXCALA	PAPALOTLA DE XICHTENCATL	5	7	40%	2	1	-50%	7	8	14%	0%
TLAXCALA	XALOZTOC	11	8	-27%			100%	11	8	-27%	0%
VERACRUZ	COTAXTLA	28	6	-79%	2	2	0%	30	8	-73%	0%
VERACRUZ	HUATUSCO	5	6	20%	2	2	0%	7	8	14%	0%
VERACRUZ	ISLA	4	3	-25%	2	5	150%	6	8	33%	0%
VERACRUZ	IXHUATLAN DEL SURESTE	1	7	600%	1	1	0%	2	8	300%	0%
VERACRUZ	TEMAPACHE	8	5	-38%	3	3	0%	11	8	-27%	0%
CHIAPAS	OCOZOCOAUTLA DE ESPINOSA	8	6	-25%	4	1	-75%	12	7	-42%	0%
GUANAJUATO	HUANIMARO	2	6	200%	1	1	0%	3	7	133%	0%
GUANAJUATO	SAN FELIPE	10	6	-40%	1	1	0%	11	7	-36%	0%

GUERRERO	CHILAPA DE ALVAREZ	2	4	100%	1	3	200%	3	7	133%	0%
JALISCO	BARCA LA	13	6	-54%	3	1	-67%	16	7	-56%	0%
JALISCO	JOCOTEPEC	2	6	200%	3	1	-67%	5	7	40%	0%
JALISCO	SAN MIGUEL EL ALTO	1	4	300%	2	3	50%	3	7	133%	0%
MEXICO	CHINCONCUAC	2	4	100%	9	3	-67%	11	7	-36%	0%
MEXICO	COATEPEC HARINAS	6	5	-17%		2	100%	6	7	17%	0%
MEXICO	HUEYOXTLA	6	6	0%	1	1	0%	7	7	0%	0%
MEXICO	OTZOLOTEPEC	2	5	150%	1	2	100%	3	7	133%	0%
MEXICO	SAN ANTONIO LA ISLA	10	3	-70%	2	4	100%	12	7	-42%	0%
MEXICO	TEMOAYA	2	4	100%	2	3	50%	4	7	75%	0%
MICHOACAN	PARACUARO	12	5	-58%	1	2	100%	13	7	-46%	0%
MICHOACAN	TARETAN	7	4	-43%	7	3	-57%	14	7	-50%	0%
NAYARIT	ACAPONETA	7	7	0%	3		-100%	10	7	-30%	0%
NUEVO LEON	SABINAS HIDALGO		6	100%	2	1	-50%	2	7	250%	0%
OAXACA	SANTA LUCIA DEL CAMINO	6	4	-33%	3	3	0%	9	7	-22%	0%
PUEBLA	XICOTEPEC	10	2	-80%	3	5	67%	13	7	-46%	0%
QUERETARO	AMEALCO DE BONFIL	7	5	-29%	2	2	0%	9	7	-22%	0%
QUERETARO	CADEREYTA DE MONTES	4	4	0%	3	3	0%	7	7	0%	0%
SAN LUIS POTOSI	CIUDAD VALLES	5		-100%	10	7	-30%	15	7	-53%	0%
SAN LUIS POTOSI	GUADALCAZAR	4	6	50%	3	1	-67%	7	7	0%	0%
SAN LUIS POTOSI	RIOVERDE	3	3	0%	7	4	-43%	10	7	-30%	0%
SAN LUIS POTOSI	VILLA HIDALGO		6	100%		1	100%	0	7	100%	0%
SINALOA	COSALA	2	7	250%			100%	2	7	250%	0%
SONORA	AGUA PRIETA	5	2	-60%	1	5	400%	6	7	17%	0%
TABASCO	JALAPA	18	5	-72%	4	2	-50%	22	7	-68%	0%
TAMAULIPAS	MIGUEL ALEMAN	5	5	0%	5	2	-60%	10	7	-30%	0%
TAMAULIPAS	SAN FERNANDO	1	6	500%	1	1	0%	2	7	250%	0%
TLAXCALA	MAGDALENA TLALTELULCO, LA	1	2	100%	2	5	150%	3	7	133%	0%
VERACRUZ	HUEYAPAN DE OCAMPO	1	6	500%	2	1	-50%	3	7	133%	0%
VERACRUZ	MALTRATA	13	7	-46%	20		-100%	33	7	-79%	0%
COAHUILA	ARTEAGA	3	4	33%	7	2	-71%	10	6	-40%	0%
GUANAJUATO	DOCTOR MORA	2	1	-50%		5	100%	2	6	200%	0%
GUANAJUATO	SAN DIEGO DE LA UNION	2	1	-50%	1	5	400%	3	6	100%	0%
GUANAJUATO	URIANGATO	5		-100%		6	100%	5	6	20%	0%
GUERRERO	ATOYAC DE ALVAREZ	4	5	25%	3	1	-67%	7	6	-14%	0%
GUERRERO	TECPAN DE GALEANA	10	6	-40%	1		-100%	11	6	-45%	0%
HIDALGO	ACTOPAN	9	2	-78%	5	4	-20%	14	6	-57%	0%
HIDALGO	HUEJUTLA DE REYES	1	5	400%	4	1	-75%	5	6	20%	0%
JALISCO	AMECA	2	2	0%		4	100%	2	6	200%	0%
JALISCO	AUTLAN DE NAVARRO		1	100%	2	5	150%	2	6	200%	0%
JALISCO	JALOSTOTITLAN	1	3	200%	6	3	-50%	7	6	-14%	0%
JALISCO	SAN JULIAN	3	3	0%	1	3	200%	4	6	50%	0%
MEXICO	TENANCINGO	2	4	100%	10	2	-80%	12	6	-50%	0%
MEXICO	TONATICO	9	5	-44%	3	1	-67%	12	6	-50%	0%
MICHOACAN	HIDALGO	3	4	33%	3	2	-33%	6	6	0%	0%
MICHOACAN	HUETAMO	4	4	0%		2	100%	4	6	50%	0%
MICHOACAN	MORELOS	3	3	0%	1	3	200%	4	6	50%	0%
MICHOACAN	NUEVO PARANGARICUTIRO	1	4	300%		2	100%	1	6	500%	0%
MICHOACAN	PANINDICUARO	2	5	150%		1	100%	2	6	200%	0%
MICHOACAN	PARACHO	9	5	-44%	4	1	-75%	13	6	-54%	0%
MORELOS	ATLATLAHUCAN	2	4	100%	3	2	-33%	5	6	20%	0%
MORELOS	PUENTE DE IXTLA	5	5	0%	3	1	-67%	8	6	-25%	0%
NUEVO LEON	DESCONOCIDO	3	5	67%		1	100%	3	6	100%	0%
OAXACA	MATIAS ROMERO	7	6	-14%	6		-100%	13	6	-54%	0%
OAXACA	TLALIXTAC DE CABRERA	3	1	-67%		5	100%	3	6	100%	0%
PUEBLA	SAN MATIAS TLALANCALECA	4	6	50%			100%	4	6	50%	0%
PUEBLA	SAN SALVADOR EL SECO	17	5	-71%	3	1	-67%	20	6	-70%	0%
PUEBLA	TEPANCO DE LOPEZ	8	6	-25%	1		-100%	9	6	-33%	0%
QUERETARO	COLON	4	3	-25%		3	100%	4	6	50%	0%
SAN LUIS POTOSI	VILLA DE REYES	4	3	-25%		3	100%	4	6	50%	0%
SINALOA	FUERTE EL	6	3	-50%		3	100%	6	6	0%	0%
SINALOA	MOCORITO	19	5	-74%	1	1	0%	20	6	-70%	0%
SONORA	EMPALME	2	2	0%	2	4	100%	4	6	50%	0%
TABASCO	BALANCAN	2	3	50%	2	3	50%	4	6	50%	0%
TLAXCALA	AMAXAC DE GUERRERO	3		-100%	2	6	200%	5	6	20%	0%

TLAXCALA	SANCTORUM DE LAZARO CARDENAS	2	3	50%	1	3	200%	3	6	100%	0%
TLAXCALA	TEOLOCHOLCO	1	2	100%	2	4	100%	3	6	100%	0%
TLAXCALA	TETLA DE LA SOLIDARIDAD	8	4	-50%	2	2	0%	10	6	-40%	0%
VERACRUZ	HUILOAPAN	5	5	0%	1	1	0%	6	6	0%	0%
VERACRUZ	NANCHITAL DE LAZARO CARDENAS	14	4	-71%	3	2	-33%	17	6	-65%	0%
VERACRUZ	PASO DE OVEJAS	2	4	100%		2	100%	2	6	200%	0%
VERACRUZ	TLALIXCOYAN	9	4	-56%		2	100%	9	6	-33%	0%
VERACRUZ	YANGA	4	6	50%	1		-100%	5	6	20%	0%
ZACATECAS	JEREZ	1	1	0%	2	5	150%	3	6	100%	0%
BAJA CALIFORNIA	DESCONOCIDO	1		-100%	1	5	400%	2	5	150%	0%
CHIAPAS	ARRIAGA	3	2	-33%	2	3	50%	5	5	0%	0%
CHIAPAS	VENUSTIANO CARRANZA	4	4	0%	7	1	-86%	11	5	-55%	0%
CHIAPAS	VILLA FLORES	5	2	-60%	5	3	-40%	10	5	-50%	0%
CHIHUAHUA	MEOQUI	1	1	0%		4	100%	1	5	400%	0%
DESCONOCIDO	DESCONOCIDO	7	5	-29%	3		-100%	10	5	-50%	0%
GUANAJUATO	TARANDACUAO		1	100%		4	100%	0	5	100%	0%
GUERRERO	ARCELIA	3	5	67%	2		-100%	5	5	0%	0%
GUERRERO	COYUCA DE BENITEZ	2	4	100%		1	100%	2	5	150%	0%
GUERRERO	DESCONOCIDO	11	5	-55%	3		-100%	14	5	-64%	0%
GUERRERO	PUNGARABATO	7	2	-71%		3	100%	7	5	-29%	0%
GUERRERO	UNION DE ISIDRO MONTES DE OCA	11	4	-64%	1	1	0%	12	5	-58%	0%
HIDALGO	SANTIAGO TULANTEPEC DE LUGO G	5	2	-60%	2	3	50%	7	5	-29%	0%
HIDALGO	VILLA DE TEZONTEPEC	5	2	-60%	3	3	0%	8	5	-38%	0%
HIDALGO	ZIMAPAN	2	3	50%	2	2	0%	4	5	25%	0%
JALISCO	AYOTLAN	3	1	-67%	1	4	300%	4	5	25%	0%
JALISCO	CIUDAD GUZMAN	4	2	-50%	1	3	200%	5	5	0%	0%
JALISCO	JUANACATLAN		1	100%	7	4	-43%	7	5	-29%	0%
JALISCO	MAGDALENA	5	3	-40%		2	100%	5	5	0%	0%
JALISCO	TONAYA	3	4	33%		1	100%	3	5	67%	0%
JALISCO	ZAPOTILTIC	3	2	-33%	1	3	200%	4	5	25%	0%
MEXICO	AYAPANGO	2	4	100%	2	1	-50%	4	5	25%	0%
MEXICO	JILOTZINGO	4	4	0%		1	100%	4	5	25%	0%
MICHOACAN	CUITZEO	4	5	25%	2		-100%	6	5	-17%	0%
MICHOACAN	ECUANDUREO	13	4	-69%	3	1	-67%	16	5	-69%	0%
MICHOACAN	JIQUILPAN	7	5	-29%	4		-100%	11	5	-55%	0%
MICHOACAN	JOSE SIXTO VERDUZCO		4	100%		1	100%	0	5	100%	0%
MICHOACAN	TINGUINDIN	1	1	0%	1	4	300%	2	5	150%	0%
MORELOS	AYALA	3	3	0%	1	2	100%	4	5	25%	0%
MORELOS	DESCONOCIDO		3	100%		2	100%	0	5	100%	0%
MORELOS	TLAYACAPAN	1	5	400%			100%	1	5	400%	0%
MORELOS	ZACATEPEC DE HIDALGO	6	2	-67%	2	3	50%	8	5	-38%	0%
NAYARIT	COMPOSTELA	1	3	200%	4	2	-50%	5	5	0%	0%
NAYARIT	SANTIAGO IXCUINTLA	5	3	-40%	3	2	-33%	8	5	-38%	0%
NUEVO LEON	CIENEGA DE FLORES	14	1	-93%	4	4	0%	18	5	-72%	0%
OAXACA	SAN PEDRO MIXTEPEC DISTR. 22	2		-100%	2	5	150%	4	5	25%	0%
OAXACA	SAN PEDRO POCHUTLA	2	3	50%	1	2	100%	3	5	67%	0%
PUEBLA	ATEMPAN	2	3	50%		2	100%	2	5	150%	0%
PUEBLA	NOPALUCAN	4	5	25%	1		-100%	5	5	0%	0%
PUEBLA	TEPEYAHUALCO	4	5	25%	1		-100%	5	5	0%	0%
PUEBLA	TLAHUAPAN	4	3	-25%	1	2	100%	5	5	0%	0%
SAN LUIS POTOSI	VILLA DE ARRIAGA	4	2	-50%		3	100%	4	5	25%	0%
SINALOA	BADIRAGUATO	3	5	67%			100%	3	5	67%	0%
SONORA	CABORCA	6		-100%	3	5	67%	9	5	-44%	0%
TLAXCALA	DESCONOCIDO	3	5	67%	1		-100%	4	5	25%	0%
TLAXCALA	TEPETITLAN DE LARDIZABAL	4	5	25%	4		-100%	8	5	-38%	0%
VERACRUZ	ALTOTONGA	6	4	-33%	1	1	0%	7	5	-29%	0%
VERACRUZ	BANDERILLA	1	3	200%	3	2	-33%	4	5	25%	0%
VERACRUZ	CHICONTEPEC		2	100%		3	100%	0	5	100%	0%
VERACRUZ	IGNACIO DE LA LLAVE		5	100%	1		-100%	1	5	400%	0%
VERACRUZ	PANUCO	11	3	-73%	5	2	-60%	16	5	-69%	0%
BAJA CALIFORNIA SUR	COMONDU	2		-100%	2	4	100%	4	4	0%	0%
CHIAPAS	PUEBLO NUEVO SOLISTAHUACAN		4	100%			100%	0	4	100%	0%
CHIAPAS	SALTO DE AGUA	4	4	0%	1		-100%	5	4	-20%	0%
CHIAPAS	TUZANTAN	1	1	0%	1	3	200%	2	4	100%	0%
COAHUILA	MATAMOROS	5	1	-80%	4	3	-25%	9	4	-56%	0%

COAHUILA	SAN PEDRO	1	3	200%	1	1	0%	2	4	100%	0%
COLIMA	CUAUHTEMOC	7	1	-86%	9	3	-67%	16	4	-75%	0%
GUANAJUATO	ROMITA	2	3	50%	3	1	-67%	5	4	-20%	0%
GUERRERO	COYUCA DE CATALAN	8	4	-50%	1		-100%	9	4	-56%	0%
GUERRERO	JOSE AZUETA	24	3	-88%	3	1	-67%	27	4	-85%	0%
GUERRERO	TEOLOAPAN	2	4	100%	1		-100%	3	4	33%	0%
HIDALGO	EPAZOYUCAN	2	2	0%	1	2	100%	3	4	33%	0%
HIDALGO	METZITILAN		3	100%		1	100%	0	4	100%	0%
JALISCO	JAMAY	4	2	-50%	2	2	0%	6	4	-33%	0%
JALISCO	OJUELOS DE JALISCO	2	3	50%	1	1	0%	3	4	33%	0%
JALISCO	VILLA CORONA	1	3	200%		1	100%	1	4	300%	0%
MEXICO	CHIAUTLA	8	2	-75%	4	2	-50%	12	4	-67%	0%
MEXICO	MORELOS	3	4	33%	2		-100%	5	4	-20%	0%
MEXICO	PAPALOTLA		1	100%	1	3	200%	1	4	300%	0%
MEXICO	VILLA DEL CARBON	1	2	100%		2	100%	1	4	300%	0%
MEXICO	XALATLACO	6	2	-67%	3	2	-33%	9	4	-56%	0%
MICHOACAN	COPANDARO	2		-100%		4	100%	2	4	100%	0%
MICHOACAN	DESCONOCIDO	1	4	300%			100%	1	4	300%	0%
MICHOACAN	NUEVO URECHO	1	4	300%			100%	1	4	300%	0%
MICHOACAN	TANHUATO	13	3	-77%		1	100%	13	4	-69%	0%
MORELOS	MIACATLAN	1	3	200%	1	1	0%	2	4	100%	0%
MORELOS	TLALTIZAPAN	2	4	100%			100%	2	4	100%	0%
NUEVO LEON	CHINA	1	4	300%			100%	1	4	300%	0%
NUEVO LEON	LINARES	1	3	200%	5	1	-80%	6	4	-33%	0%
OAXACA	ASUNCION NOCHIXTLAN	1	4	300%			100%	1	4	300%	0%
OAXACA	ESPINAL EL	1	3	200%		1	100%	1	4	300%	0%
OAXACA	LOMA BONITA	4	4	0%	1		-100%	5	4	-20%	0%
OAXACA	SAN SEBASTIAN TUTLA		2	100%	3	2	-33%	3	4	33%	0%
PUEBLA	CHIAUTLA	6	2	-67%	3	2	-33%	9	4	-56%	0%
PUEBLA	CHIETLA	4	3	-25%	1	1	0%	5	4	-20%	0%
PUEBLA	RAFAEL LARA GRAJALES	7	3	-57%		1	100%	7	4	-43%	0%
PUEBLA	SAN JUAN ATENCO	1	1	0%	1	3	200%	2	4	100%	0%
PUEBLA	TEPEXI DE RODRIGUEZ	1	3	200%	2	1	-50%	3	4	33%	0%
PUEBLA	TLANEPANTLA	2	3	50%		1	100%	2	4	100%	0%
QUERETARO	SAN JOAQUIN	3	3	0%		1	100%	3	4	33%	0%
SAN LUIS POTOSI	MEXQUITIC DE CARMONA		3	100%	1	1	0%	1	4	300%	0%
SAN LUIS POTOSI	SAN ANTONIO		2	100%	1	2	100%	1	4	300%	0%
SINALOA	ROSARIO	15	4	-73%	1		-100%	16	4	-75%	0%
SONORA	ETCHOJOA		2	100%		2	100%	0	4	100%	0%
TABASCO	TACOTALPA	2	3	50%	2	1	-50%	4	4	0%	0%
TLAXCALA	APETATITLAN DE ANTONIO CARVAJA	7	1	-86%	2	3	50%	9	4	-56%	0%
TLAXCALA	CUAPIAXTLA	5	3	-40%	8	1	-88%	13	4	-69%	0%
TLAXCALA	SANTA CRUZ TLAXCALA	4	1	-75%	1	3	200%	5	4	-20%	0%
TLAXCALA	SANTA ISABEL XILOXOTLA	2	2	0%		2	100%	2	4	100%	0%
TLAXCALA	TOTOLAC	1	3	200%	2	1	-50%	3	4	33%	0%
VERACRUZ	ACULTZINGO	7	3	-57%		1	100%	7	4	-43%	0%
VERACRUZ	AGUA DULCE	15	2	-87%	69	2	-97%	84	4	-95%	0%
VERACRUZ	ALVARADO	4	3	-25%	2	1	-50%	6	4	-33%	0%
VERACRUZ	CARRILLO PUERTO	1	3	200%		1	100%	1	4	300%	0%
VERACRUZ	COSCOMATEPEC	3	2	-33%	1	2	100%	4	4	0%	0%
VERACRUZ	DESCONOCIDO	5	3	-40%		1	100%	5	4	-20%	0%
VERACRUZ	JALACINGO	6	2	-67%	1	2	100%	7	4	-43%	0%
VERACRUZ	JESUS CARRANZA	3	1	-67%		3	100%	3	4	33%	0%
VERACRUZ	MOLOACAN	3	4	33%			100%	3	4	33%	0%
VERACRUZ	NARANJOS AMATLAN	3	2	-33%	2	2	0%	5	4	-20%	0%
VERACRUZ	SAN RAFAEL	6	1	-83%	4	3	-25%	10	4	-60%	0%
VERACRUZ	VEGA DE ALATORRE	5	2	-60%	1	2	100%	6	4	-33%	0%
VERACRUZ	ZONGOLICA		4	100%			100%	0	4	100%	0%
YUCATAN	PROGRESO	2		-100%	3	4	33%	5	4	-20%	0%
YUCATAN	VALLADOLID	1	1	0%	2	3	50%	3	4	33%	0%
ZACATECAS	LORETO	2	1	-50%		3	100%	2	4	100%	0%
ZACATECAS	MORELOS	1	4	300%			100%	1	4	300%	0%
ZACATECAS	RIO GRANDE	1	2	100%	3	2	-33%	4	4	0%	0%
AGUASCALIENTES	ASIENTOS	1	2	100%	1	1	0%	2	3	50%	0%
AGUASCALIENTES	DESCONOCIDO		2	100%	1	1	0%	1	3	200%	0%

AGUASCALIENTES	TEPEZALA	1	-100%		3	100%	1	3	200%	0%	
CHIAPAS	BERRIOZABAL	1	3	200%		100%	1	3	200%	0%	
CHIAPAS	CINTALAPA	4	1	-75%	1	2	100%	5	3	-40%	0%
CHIAPAS	JUAREZ	1	2	100%	1	1	0%	2	3	50%	0%
CHIAPAS	MAZATAN	1	2	100%	4	1	-75%	5	3	-40%	0%
CHIAPAS	TONALA	23	1	-96%	14	2	-86%	37	3	-92%	0%
CHIHUAHUA	CAMARGO		1	100%	3	2	-33%	3	3	0%	0%
CHIHUAHUA	VALLE DE ZARAGOZA		3	100%	1		-100%	1	3	200%	0%
COAHUILA	ACUÑA		3	100%	2		-100%	2	3	50%	0%
COAHUILA	FRANCISCO I. MADERO	2		-100%	1	3	200%	3	3	0%	0%
DURANGO	PUEBLO NUEVO	1	3	200%			100%	1	3	200%	0%
GUANAJUATO	JERECUARO	1	3	200%			100%	1	3	200%	0%
GUANAJUATO	MANUEL DOBLADO	11	3	-73%	1		-100%	12	3	-75%	0%
GUERRERO	BENITO JUAREZ	1	3	200%	1		-100%	2	3	50%	0%
GUERRERO	MARQUELIA	1	2	100%	1	1	0%	2	3	50%	0%
HIDALGO	ALMOLOYA		1	100%		2	100%	0	3	100%	0%
HIDALGO	MINERAL DEL CHICO	2	2	0%	1	1	0%	3	3	0%	0%
HIDALGO	MINERAL DEL MONTE		2	100%	4	1	-75%	4	3	-25%	0%
HIDALGO	PROGRESO DE OBREGON	4		-100%	1	3	200%	5	3	-40%	0%
HIDALGO	TOLCAYUCA	4	2	-50%	4	1	-75%	8	3	-63%	0%
HIDALGO	ZAPOTLAN DE JUAREZ	2		-100%	3	3	0%	5	3	-40%	0%
JALISCO	AMATITAN	1	2	100%	1	1	0%	2	3	50%	0%
JALISCO	SAN MARTIN DE HIDALGO	1	2	100%	2	1	-50%	3	3	0%	0%
JALISCO	TEOCALTICHE	1	1	0%		2	100%	1	3	200%	0%
JALISCO	TUXPAN	1	1	0%	1	2	100%	2	3	50%	0%
JALISCO	YAHUALICA DE GONZALEZ GALLO		1	100%	2	2	0%	2	3	50%	0%
MEXICO	AMANALCO		2	100%		1	100%	0	3	100%	0%
MEXICO	SAN FELIPE DEL PROGRESO	2	2	0%	3	1	-67%	5	3	-40%	0%
MEXICO	TENANGO DEL VALLE	7		-100%	2	3	50%	9	3	-67%	0%
MICHOACAN	AGUILILLA	5	2	-60%		1	100%	5	3	-40%	0%
MICHOACAN	ALVARO OBREGON	1	3	200%			100%	1	3	200%	0%
MICHOACAN	CHARO	1	3	200%			100%	1	3	200%	0%
MICHOACAN	CONTEPEC	1	1	0%		2	100%	1	3	200%	0%
MICHOACAN	PUREPERO	3	2	-33%	1	1	0%	4	3	-25%	0%
MICHOACAN	QUIROGA	5	2	-60%	1	1	0%	6	3	-50%	0%
MICHOACAN	TANCITARO	3		-100%	1	3	200%	4	3	-25%	0%
MICHOACAN	TANGAMANDAPIO	5	2	-60%	2	1	-50%	7	3	-57%	0%
MICHOACAN	VILLAMAR		3	100%			100%	0	3	100%	0%
MORELOS	JANTETELCO	2		-100%	3	3	0%	5	3	-40%	0%
MORELOS	JONACATEPEC	3	2	-33%		1	100%	3	3	0%	0%
MORELOS	TEPOZTLAN	3	2	-33%	3	1	-67%	6	3	-50%	0%
OAXACA	COSOLAPA	3	3	0%	2		-100%	5	3	-40%	0%
OAXACA	MIAHUATLAN DE PORFIRIO DIAZ	2	2	0%		1	100%	2	3	50%	0%
OAXACA	OCOTLAN DE MORELOS	3	2	-33%	1	1	0%	4	3	-25%	0%
OAXACA	SAN AGUSTIN DE LAS JUNTAS	2	3	50%			100%	2	3	50%	0%
OAXACA	SANTA MARIA ATZOMPA	1		-100%	1	3	200%	2	3	50%	0%
OAXACA	SANTIAGO MATATLAN		3	100%			100%	0	3	100%	0%
OAXACA	SANTIAGO PINOTEPA NACIONAL	3	1	-67%	4	2	-50%	7	3	-57%	0%
OAXACA	VILLA DE ETLA	2	2	0%	6	1	-83%	8	3	-63%	0%
OAXACA	VILLA DE ZAACHILA		3	100%	3		-100%	3	3	0%	0%
PUEBLA	CUAUTINCHAN	1	3	200%	2		-100%	3	3	0%	0%
PUEBLA	GUADALUPE VICTORIA	5	1	-80%	3	2	-33%	8	3	-63%	0%
PUEBLA	HUITZILAN DE SERDAN	2	1	-50%	1	2	100%	3	3	0%	0%
PUEBLA	JALPAN	1	2	100%		1	100%	1	3	200%	0%
PUEBLA	JUAN GALINDO			100%		3	100%	0	3	100%	0%
PUEBLA	ZINACATEPEC		1	100%		2	100%	0	3	100%	0%
QUERETARO	HUIMILPAN	1	1	0%	4	2	-50%	5	3	-40%	0%
QUINTANA ROO	BACALAR		2	100%	1	1	0%	1	3	200%	0%
SINALOA	DESCONOCIDO	6	3	-50%	1		-100%	7	3	-57%	0%
SINALOA	SAN IGNACIO	2	2	0%		1	100%	2	3	50%	0%
SONORA	MAGDALENA	3	2	-33%	1	1	0%	4	3	-25%	0%
TLAXCALA	ATLANGATEPEC	1	2	100%		1	100%	1	3	200%	0%
TLAXCALA	CONTLA DE JUAN CUAMATZI	1	2	100%	2	1	-50%	3	3	0%	0%
TLAXCALA	NANACAMILPA DE MARIANO ARISTA	9	2	-78%	1	1	0%	10	3	-70%	0%
TLAXCALA	TENANCINGO	2	1	-50%	1	2	100%	3	3	0%	0%

TLAXCALA	TZOMPANTEPEC	1	2	100%	1	1	0%	2	3	50%	0%
VERACRUZ	AMATITLAN	4	3	-25%			100%	4	3	-25%	0%
VERACRUZ	GUTIERREZ ZAMORA	4	3	-25%	1		-100%	5	3	-40%	0%
VERACRUZ	NAOLINCO		1	100%		2	100%	0	3	100%	0%
VERACRUZ	OMEALCA	5	2	-60%	2	1	-50%	7	3	-57%	0%
VERACRUZ	SOCONUSCO	3	3	0%	1		-100%	4	3	-25%	0%
VERACRUZ	TANTOYUCA	5	3	-40%	1		-100%	6	3	-50%	0%
VERACRUZ	TECOLUTLA	1		-100%	3	3	0%	4	3	-25%	0%
YUCATAN	IZAMAL			100%	1	3	200%	1	3	200%	0%
YUCATAN	MAXCANU		3	100%	1		-100%	1	3	200%	0%
ZACATECAS	JALPA		2	100%		1	100%	0	3	100%	0%
ZACATECAS	LUIS MOYA	3	2	-33%		1	100%	3	3	0%	0%
ZACATECAS	OJOCALIENTE	2	2	0%		1	100%	2	3	50%	0%
AGUASCALIENTES	CALVILLO			100%		2	100%	0	2	100%	0%
AGUASCALIENTES	RINCON DE ROMOS			100%		2	100%	0	2	100%	0%
CAMPECHE	CANDELARIA			100%		2	100%	0	2	100%	0%
CAMPECHE	CHAMPOTON	2		-100%	1	2	100%	3	2	-33%	0%
CHIAPAS	ACACOYAGUA	1		-100%		2	100%	1	2	100%	0%
CHIAPAS	ALTAMIRANO	1	1	0%		1	100%	1	2	100%	0%
CHIAPAS	CATAZAJA		2	100%			100%	0	2	100%	0%
CHIAPAS	DESCONOCIDO			100%		2	100%	0	2	100%	0%
CHIAPAS	IXTAPA	1	2	100%			100%	1	2	100%	0%
CHIAPAS	MAPASTEPEC	1	2	100%			100%	1	2	100%	0%
CHIAPAS	OSTUACAN			100%	1	2	100%	1	2	100%	0%
CHIAPAS	PIJIJAPAN	5	2	-60%			100%	5	2	-60%	0%
CHIAPAS	SOYALO		2	100%			100%	0	2	100%	0%
CHIAPAS	SUCHIATE	3		-100%		2	100%	3	2	-33%	0%
CHIAPAS	TAPILULA		2	100%			100%	0	2	100%	0%
CHIAPAS	VILLA COMALTITLAN	1	1	0%	1	1	0%	2	2	0%	0%
CHIAPAS	YAJALON	2	1	-50%		1	100%	2	2	0%	0%
CHIHUAHUA	AHUMADA	1		-100%		2	100%	1	2	100%	0%
CHIHUAHUA	BOCOYNA	2	2	0%	1		-100%	3	2	-33%	0%
CHIHUAHUA	GUACHOCHI	1		-100%	2	2	0%	3	2	-33%	0%
CHIHUAHUA	MADERA		1	100%	1	1	0%	1	2	100%	0%
CHIHUAHUA	PRAXEDIS G. GUERRERO		2	100%			100%	0	2	100%	0%
CHIHUAHUA	URIQUE		2	100%			100%	0	2	100%	0%
COAHUILA	FRONTERA	2	1	-50%	1	1	0%	3	2	-33%	0%
COAHUILA	JUAREZ	1	1	0%	4	1	-75%	5	2	-60%	0%
DURANGO	DESCONOCIDO		1	100%		1	100%	0	2	100%	0%
DURANGO	MAPIMI			100%		2	100%	0	2	100%	0%
DURANGO	ORO EL		2	100%			100%	0	2	100%	0%
GUANAJUATO	PUEBLO NUEVO	2		-100%	3	2	-33%	5	2	-60%	0%
GUERRERO	AZOYU	1	1	0%		1	100%	1	2	100%	0%
GUERRERO	BUENAVISTA DE CUELLAR	1	2	100%			100%	1	2	100%	0%
GUERRERO	COPALILLO		1	100%		1	100%	0	2	100%	0%
GUERRERO	CUAJINICUILAPA	2	2	0%	1		-100%	3	2	-33%	0%
GUERRERO	JUAN R. ESCUDERO	3	1	-67%	1	1	0%	4	2	-50%	0%
GUERRERO	SAN MARCOS	4	2	-50%			100%	4	2	-50%	0%
GUERRERO	TIXTLA DE GUERRERO	3	2	-33%			100%	3	2	-33%	0%
GUERRERO	TLAPA DE COMONFORT	9	1	-89%	2	1	-50%	11	2	-82%	0%
GUERRERO	TLAPEHUALA	3	2	-33%			100%	3	2	-33%	0%
HIDALGO	ACATLAN	3		-100%	2	2	0%	5	2	-60%	0%
HIDALGO	AJACUBA		1	100%		1	100%	0	2	100%	0%
HIDALGO	ATOTONILCO EL GRANDE	4	1	-75%	6	1	-83%	10	2	-80%	0%
HIDALGO	CHILCUAUTLA		1	100%		1	100%	0	2	100%	0%
HIDALGO	FRANCISCO I. MADERO	1	2	100%	3		-100%	4	2	-50%	0%
HIDALGO	MIXQUIAHUALA DE JUAREZ	1	2	100%	1		-100%	2	2	0%	0%
HIDALGO	SAN AGUSTIN TLAXIACA	5	1	-80%		1	100%	5	2	-60%	0%
HIDALGO	SAN FELIPE ORIZATLAN		2	100%			100%	0	2	100%	0%
HIDALGO	SAN SALVADOR		2	100%			100%	0	2	100%	0%
HIDALGO	TEPETITLAN	3	1	-67%		1	100%	3	2	-33%	0%
HIDALGO	TLAHUELILPAN	2	1	-50%	1	1	0%	3	2	-33%	0%
JALISCO	DEGOLLADO	6	2	-67%			100%	6	2	-67%	0%
JALISCO	ETZATLAN	1	2	100%			100%	1	2	100%	0%
JALISCO	SAN DIEGO DE ALEJANDRIA		2	100%			100%	0	2	100%	0%

JALISCO	SAN IGNACIO CERRO GORDO		1	100%		1	100%	0	2	100%	0%
JALISCO	SAN JUANITO ESCOBEDO			100%		2	100%	0	2	100%	0%
JALISCO	TECALITLAN	2	1	-50%	1	1	0%	3	2	-33%	0%
JALISCO	TOTOTLAN	3	1	-67%	2	1	-50%	5	2	-60%	0%
JALISCO	TUXCUECA	1		-100%	1	2	100%	2	2	0%	0%
JALISCO	VALLE DE JUAREZ			100%		2	100%	0	2	100%	0%
MEXICO	ALMOLOYA DE ALQUISIRAS	1	1	0%		1	100%	1	2	100%	0%
MEXICO	ALMOLOYA DEL RIO	1	1	0%		1	100%	1	2	100%	0%
MEXICO	AMATEPEC	1	2	100%			100%	1	2	100%	0%
MEXICO	ATLAUTLA	3	1	-67%	3	1	-67%	6	2	-67%	0%
MEXICO	CHAPA DE MOTA		2	100%			100%	0	2	100%	0%
MEXICO	ISIDRO FABELA	2	2	0%	3		-100%	5	2	-60%	0%
MEXICO	JUCHITEPEC	2	1	-50%	1	1	0%	3	2	-33%	0%
MEXICO	OCUILAN	2	2	0%			100%	2	2	0%	0%
MEXICO	SANTO TOMAS		1	100%		1	100%	0	2	100%	0%
MEXICO	SULTEPEC	1	2	100%			100%	1	2	100%	0%
MEXICO	TEMAMATLA	1	1	0%		1	100%	1	2	100%	0%
MEXICO	TEPETLAOXTOC	8	1	-88%	1	1	0%	9	2	-78%	0%
MEXICO	TEPETLIXPA	2	1	-50%	1	1	0%	3	2	-33%	0%
MEXICO	TEXCALYACAC	1	1	0%		1	100%	1	2	100%	0%
MEXICO	VILLA DE ALLENDE		2	100%			100%	0	2	100%	0%
MICHOACAN	CHAVINDA	1	1	0%		1	100%	1	2	100%	0%
MICHOACAN	CHERAN		1	100%		1	100%	0	2	100%	0%
MICHOACAN	CHILCHOTA	2	2	0%	1		-100%	3	2	-33%	0%
MICHOACAN	CHURUMUCO	2	2	0%			100%	2	2	0%	0%
MICHOACAN	HUACANA LA	7	1	-86%	4	1	-75%	11	2	-82%	0%
MICHOACAN	JUAREZ	1	2	100%			100%	1	2	100%	0%
MICHOACAN	MARCOS CASTELLANOS	4	1	-75%	1	1	0%	5	2	-60%	0%
MICHOACAN	NUMARAN		1	100%		1	100%	0	2	100%	0%
MICHOACAN	OCAMPO		1	100%		1	100%	0	2	100%	0%
MICHOACAN	SANTA ANA MAYA	1	2	100%			100%	1	2	100%	0%
MICHOACAN	TUXPAN		1	100%	1	1	0%	1	2	100%	0%
MICHOACAN	YURECUARO	9	1	-89%	3	1	-67%	12	2	-83%	0%
MORELOS	TEPALCINGO	1		-100%		2	100%	1	2	100%	0%
NUEVO LEON	CERRALVO		1	100%		1	100%	0	2	100%	0%
NUEVO LEON	GENERAL BRAVO	2	1	-50%		1	100%	2	2	0%	0%
NUEVO LEON	HIDALGO	2	2	0%	1		-100%	3	2	-33%	0%
NUEVO LEON	SANTIAGO IXCUINTLA	2	2	0%			100%	2	2	0%	0%
OAXACA	ASUNCION IXTALTEPEC	1	1	0%	1	1	0%	2	2	0%	0%
OAXACA	CIUDAD IXTEPEC	5		-100%	2	2	0%	7	2	-71%	0%
OAXACA	DESCONOCIDO	4	1	-75%	1	1	0%	5	2	-60%	0%
OAXACA	SAN ANTONIO DE LA CAL	2	1	-50%	1	1	0%	3	2	-33%	0%
OAXACA	SAN BARTOLO COYOTEPEC	4		-100%	6	2	-67%	10	2	-80%	0%
OAXACA	SAN JUAN BAUTISTA ATATLAHUCA	1	2	100%			100%	1	2	100%	0%
OAXACA	SAN JUAN BAUTISTA GUELACHE			100%		2	100%	0	2	100%	0%
OAXACA	SAN LORENZO CACAOTEPEC	2		-100%	1	2	100%	3	2	-33%	0%
OAXACA	SAN MIGUEL SOYALTEPEC		2	100%	1		-100%	1	2	100%	0%
OAXACA	SAN PABLO HUITZO	2	2	0%			100%	2	2	0%	0%
OAXACA	SAN PEDRO TAPANATEPEC	1		-100%		2	100%	1	2	100%	0%
OAXACA	SAN PEDRO TOTOLAPA	1	1	0%		1	100%	1	2	100%	0%
OAXACA	SANTIAGO NILTEPEC			100%		2	100%	0	2	100%	0%
OAXACA	SANTO DOMINGO INGENIO	1	2	100%			100%	1	2	100%	0%
OAXACA	ZIMATLAN DE ALVAREZ	2	1	-50%		1	100%	2	2	0%	0%
PUEBLA	ACATLAN	7	1	-86%	6	1	-83%	13	2	-85%	0%
PUEBLA	AHUACATLAN			100%		2	100%	0	2	100%	0%
PUEBLA	ATZITZINTLA		2	100%			100%	0	2	100%	0%
PUEBLA	CHIAUTZINGO	2	2	0%	1		-100%	3	2	-33%	0%
PUEBLA	CHIGNAUTLA	1	2	100%	1		-100%	2	2	0%	0%
PUEBLA	CHILCHOTLA		2	100%	2		-100%	2	2	0%	0%
PUEBLA	COATEPEC		2	100%	2		-100%	2	2	0%	0%
PUEBLA	COXCATLAN		1	100%		1	100%	0	2	100%	0%
PUEBLA	IXCAQUIXTLA		2	100%	1		-100%	1	2	100%	0%
PUEBLA	MOLCAXAC		2	100%			100%	0	2	100%	0%
PUEBLA	PAHUATLAN	1	1	0%		1	100%	1	2	100%	0%
PUEBLA	SAN GREGORIO ATZOMPA	1	1	0%	1	1	0%	2	2	0%	0%

PUEBLA	SAN JERONIMO TECUANIPAN		2	100%		1		-100%		1	2	100%	0%
PUEBLA	SANTO TOMAS HUEYOTLIPAN	4	2	-50%		1		-100%		5	2	-60%	0%
PUEBLA	SOLTEPEC		2	100%				100%		0	2	100%	0%
PUEBLA	TEHUITZINGO	3	2	-33%		2		-100%		5	2	-60%	0%
PUEBLA	TEPEOJUMA	2	2	0%				100%		2	2	0%	0%
PUEBLA	TLACHICHUCA	7	2	-71%		3		-100%		10	2	-80%	0%
PUEBLA	TULCINGO	3	1	-67%			1	100%		3	2	-33%	0%
PUEBLA	ZACAPALA	1	2	100%				100%		1	2	100%	0%
QUINTANA ROO	FELIPE CARRILLO PUERTO	1	1	0%		1	1	0%		2	2	0%	0%
QUINTANA ROO	ISLA MUJERES		1	100%		3	1	-67%		3	2	-33%	0%
QUINTANA ROO	LAZARO CARDENAS			100%			2	100%		0	2	100%	0%
SAN LUIS POTOSI	CIUDAD FERNANDEZ		2	100%		1		-100%		1	2	100%	0%
SAN LUIS POTOSI	SAN VICENTE TANCUAYALAB			100%			2	100%		0	2	100%	0%
SAN LUIS POTOSI	TAMAZUNCHALE	1	1	0%		1	1	0%		2	2	0%	0%
SINALOA	CHOIX	1	2	100%				100%		1	2	100%	0%
SONORA	BACUM	6	2	-67%		1		-100%		7	2	-71%	0%
SONORA	BENITO JUAREZ			100%			2	100%		0	2	100%	0%
SONORA	CANANEA	2	2	0%		2		-100%		4	2	-50%	0%
SONORA	CUMPAS		1	100%			1	100%		0	2	100%	0%
SONORA	MOCTEZUMA		2	100%		1		-100%		1	2	100%	0%
TAMAULIPAS	GUERRERO		1	100%			1	100%		0	2	100%	0%
TAMAULIPAS	JIMENEZ		2	100%				100%		0	2	100%	0%
TAMAULIPAS	VALLE HERMOSO	4	2	-50%		1		-100%		5	2	-60%	0%
TAMAULIPAS	XICOTENCATL	2	1	-50%			1	100%		2	2	0%	0%
TLAXCALA	CUAXOMULCO		2	100%				100%		0	2	100%	0%
TLAXCALA	PANOTLA	2	2	0%		2		-100%		4	2	-50%	0%
TLAXCALA	SAN JERONIMO ZACUALPAN		2	100%				100%		0	2	100%	0%
VERACRUZ	CATEMACO	2	1	-50%			1	100%		2	2	0%	0%
VERACRUZ	CERRO AZUL	4	2	-50%		1		-100%		5	2	-60%	0%
VERACRUZ	CUICHAPA	3	2	-33%		1		-100%		4	2	-50%	0%
VERACRUZ	ESPINAL	1	2	100%				100%		1	2	100%	0%
VERACRUZ	JAMAPA			100%			2	100%		0	2	100%	0%
VERACRUZ	JUAN RODRIGUEZ CLARA	5	1	-80%		4	1	-75%		9	2	-78%	0%
VERACRUZ	LERDO DE TEJADA	2	1	-50%		1	1	0%		3	2	-33%	0%
VERACRUZ	MANLIO FABIO ALTAMIRANO		1	100%			1	100%		0	2	100%	0%
VERACRUZ	MIAHUATLAN		1	100%			1	100%		0	2	100%	0%
VERACRUZ	MINAS LAS	1	1	0%			1	100%		1	2	100%	0%
VERACRUZ	MISANTLA		1	100%		5	1	-80%		5	2	-60%	0%
VERACRUZ	SAN JUAN EVANGELISTA	2	2	0%				100%		2	2	0%	0%
VERACRUZ	TEZONAPA	16	1	-94%		5	1	-80%		21	2	-90%	0%
VERACRUZ	TLAPACOYAN	4	1	-75%		1	1	0%		5	2	-60%	0%
VERACRUZ	VIGAS DE RAMIREZ LAS		2	100%		1		-100%		1	2	100%	0%
YUCATAN	UMAN		2	100%		1		-100%		1	2	100%	0%
ZACATECAS	DESCONOCIDO	1	2	100%				100%		1	2	100%	0%
ZACATECAS	GENERAL FRANCISCO R. MURGUIA		2	100%				100%		0	2	100%	0%
ZACATECAS	JUAN ALDAMA		1	100%			1	100%		0	2	100%	0%
ZACATECAS	MIGUEL AUZA	1	1	0%			1	100%		1	2	100%	0%
ZACATECAS	PINOS	1	2	100%				100%		1	2	100%	0%
ZACATECAS	SOMBRETE		2	100%				100%		0	2	100%	0%
ARIZONA	DESCONOCIDO		1	100%				100%		0	1	100%	0%
BAJA CALIFORNIA	ECATEPEC DE MORELOS		1	100%				100%		0	1	100%	0%
BAJA CALIFORNIA SUR	TIJUANA	1	1	0%				100%		1	1	0%	0%
CALIFORNIA	SAN DIEGO			100%			1	100%		0	1	100%	0%
CAMPECHE	CALAKMUL		1	100%				100%		0	1	100%	0%
CAMPECHE	CALKINI	1		-100%		7	1	-86%		8	1	-88%	0%
CHIAPAS	ACAPETAHUA			100%			1	100%		0	1	100%	0%
CHIAPAS	BEJUCAL DE OCAMPO		1	100%				100%		0	1	100%	0%
CHIAPAS	BOCHIL	6	1	-83%		3		-100%		9	1	-89%	0%
CHIAPAS	CHANAL		1	100%				100%		0	1	100%	0%
CHIAPAS	CHICOASEN		1	100%				100%		0	1	100%	0%
CHIAPAS	FRONTERA HIDALGO		1	100%				100%		0	1	100%	0%
CHIAPAS	LARRAINZAR			100%			1	100%		0	1	100%	0%
CHIAPAS	MARGARITAS LAS		1	100%				100%		0	1	100%	0%
CHIAPAS	MARQUES DE COMILLAS		1	100%				100%		0	1	100%	0%
CHIAPAS	MEZCALAPA		1	100%				100%		0	1	100%	0%

CHIAPAS	MOTOZINTLA		1	100%			100%	0	1	100%	0%
CHIAPAS	PICHUCALCO	2		-100%		1	100%	2	1	-50%	0%
CHIAPAS	RAYON		1	100%			100%	0	1	100%	0%
CHIAPAS	SAN FERNANDO	1		-100%		1	100%	1	1	0%	0%
CHIAPAS	SIMOJOVEL	1		-100%	1	1	0%	2	1	-50%	0%
CHIAPAS	SUCHIAPA		1	100%			100%	0	1	100%	0%
CHIAPAS	TECPATAN	1		-100%		1	100%	1	1	0%	0%
CHIAPAS	TEOPISCA			100%	1	1	0%	1	1	0%	0%
CHIAPAS	TUXTLA CHICO			100%		1	100%	0	1	100%	0%
CHIAPAS	TZIMOL			100%		1	100%	0	1	100%	0%
CHIAPAS	VILLA CORZO	3	1	-67%	2		-100%	5	1	-80%	0%
CHIHUAHUA	ALDAMA	1	1	0%	1		-100%	2	1	-50%	0%
CHIHUAHUA	AQUILES SERDAN			100%		1	100%	0	1	100%	0%
CHIHUAHUA	BALLEZA			100%		1	100%	0	1	100%	0%
CHIHUAHUA	CARICHI		1	100%			100%	0	1	100%	0%
CHIHUAHUA	GOMEZ FARIAS			100%		1	100%	0	1	100%	0%
CHIHUAHUA	GUADALUPE Y CALVO		1	100%			100%	0	1	100%	0%
CHIHUAHUA	GUERRERO	3	1	-67%			100%	3	1	-67%	0%
CHIHUAHUA	JIMENEZ	2		-100%	1	1	0%	3	1	-67%	0%
CHIHUAHUA	OJINAGA		1	100%			100%	0	1	100%	0%
CHIHUAHUA	SANTA ISABEL		1	100%			100%	0	1	100%	0%
CHIHUAHUA	SATEVÉ	2	1	-50%			100%	2	1	-50%	0%
CIUDAD DE MÉXICO	AXAPUSCO		1	100%			100%	0	1	100%	0%
COAHUILA	ABASOLO		1	100%			100%	0	1	100%	0%
COAHUILA	DESCONOCIDO		1	100%			100%	0	1	100%	0%
COAHUILA	GENERAL CEPEDA			100%		1	100%	0	1	100%	0%
COAHUILA	GUERRERO			100%		1	100%	0	1	100%	0%
COAHUILA	LAMADRID		1	100%			100%	0	1	100%	0%
COAHUILA	MORELOS	1		-100%		1	100%	1	1	0%	0%
COAHUILA	MUZQUIZ		1	100%			100%	0	1	100%	0%
COAHUILA	PARRAS	1		-100%	1	1	0%	2	1	-50%	0%
COAHUILA	VIESCA			100%		1	100%	0	1	100%	0%
DURANGO	CUENCAME		1	100%	1		-100%	1	1	0%	0%
DURANGO	INDE			100%		1	100%	0	1	100%	0%
DURANGO	MEZQUITAL			100%		1	100%	0	1	100%	0%
DURANGO	SAN JUAN DEL RIO	6	1	-83%	3		-100%	9	1	-89%	0%
DURANGO	SANTA CLARA	1	1	0%			100%	1	1	0%	0%
DURANGO	VICENTE GUERRERO	1	1	0%	1		-100%	2	1	-50%	0%
GUANAJUATO	CUERAMARO		1	100%	1		-100%	1	1	0%	0%
GUANAJUATO	DESCONOCIDO		1	100%	1		-100%	1	1	0%	0%
GUANAJUATO	OCAMPO	1		-100%	1	1	0%	2	1	-50%	0%
GUANAJUATO	SAN LUIS ACATLAN		1	100%			100%	0	1	100%	0%
GUANAJUATO	SANTIAGO MARAVATIO		1	100%			100%	0	1	100%	0%
GUERRERO	AJUCHITLAN DEL PROGRESO		1	100%	1		-100%	1	1	0%	0%
GUERRERO	APAXTLA		1	100%			100%	0	1	100%	0%
GUERRERO	AYUTLA DE LOS LIBRES		1	100%	1		-100%	1	1	0%	0%
GUERRERO	COAHUAYUTLA DE JOSE MARIA IZA		1	100%			100%	0	1	100%	0%
GUERRERO	COPALA		1	100%			100%	0	1	100%	0%
GUERRERO	CUAUTEPEC		1	100%			100%	0	1	100%	0%
GUERRERO	CUTZAMALA DE PINZON	1		-100%		1	100%	1	1	0%	0%
GUERRERO	GENERAL CANUTO A. NERI	1	1	0%			100%	1	1	0%	0%
GUERRERO	HUITZUCO DE LOS FIGUEROA	3		-100%		1	100%	3	1	-67%	0%
GUERRERO	OMETEPEC	4	1	-75%	3		-100%	7	1	-86%	0%
GUERRERO	PILCAYA	1	1	0%			100%	1	1	0%	0%
GUERRERO	SAN LUIS ACATLAN	1	1	0%			100%	1	1	0%	0%
GUERRERO	TEPECOACUILCO DE TRUJANO	3	1	-67%	1		-100%	4	1	-75%	0%
GUERRERO	ZAPOTITLAN TABLAS		1	100%			100%	0	1	100%	0%
GUERRERO	ZIRANDARO		1	100%			100%	0	1	100%	0%
GUERRERO	ZITLALA		1	100%			100%	0	1	100%	0%
HIDALGO	ARENAL EL	1	1	0%			100%	1	1	0%	0%
HIDALGO	CHAPANTONGO		1	100%			100%	0	1	100%	0%
HIDALGO	CHAPULHUACAN		1	100%			100%	0	1	100%	0%
HIDALGO	CUAUTEPEC DE HINOJOSA	1	1	0%	3		-100%	4	1	-75%	0%
HIDALGO	DESCONOCIDO	1	1	0%			100%	1	1	0%	0%
HIDALGO	HUASCA DE OCAMPO		1	100%	2		-100%	2	1	-50%	0%

HIDALGO	HUAZALINGO			100%			1	100%		0	1	100%	0%
HIDALGO	HUEHUETLA	1		-100%			1	100%		1	1	0%	0%
HIDALGO	JACALA DE LEDEZMA		1	100%				100%		0	1	100%	0%
HIDALGO	LOOTLA		1	100%			1	-100%		1	1	0%	0%
HIDALGO	OMITLAN DE JUAREZ		1	100%				100%		0	1	100%	0%
HIDALGO	TECOZAUTLA		1	100%			1	-100%		1	1	0%	0%
HIDALGO	TEZONTEPEC DE ALDAMA	1		-100%			1	1	0%	2	1	-50%	0%
JALISCO	ACATIC	4	1	-75%			3	-100%		7	1	-86%	0%
JALISCO	AHUALULCO DE MERCADO	1	1	0%			3	-100%		4	1	-75%	0%
JALISCO	ATEMAJAC DE BRIZUELA		1	100%				100%		0	1	100%	0%
JALISCO	BOLADOS		1	100%				100%		0	1	100%	0%
JALISCO	CAÑADAS DE OBREGON			100%				1	100%	0	1	100%	0%
JALISCO	COLOTLAN		1	100%				100%		0	1	100%	0%
JALISCO	CUAUTITLAN DE GARCIA BARRAGAN			100%				1	100%	0	1	100%	0%
JALISCO	DESCONOCIDO	14	1	-93%			7	-100%		21	1	-95%	0%
JALISCO	GOMEZ FARIAS		1	100%			1	-100%		1	1	0%	0%
JALISCO	GRULLO EL			100%			1	1	0%	1	1	0%	0%
JALISCO	JESUS MARIA	1	1	0%			1	-100%		2	1	-50%	0%
JALISCO	MASCOTA			100%			1	1	0%	1	1	0%	0%
JALISCO	MEZQUITIC		1	100%				100%		0	1	100%	0%
JALISCO	TECHALUTA DE MONTENEGRO	1		-100%				1	100%	1	1	0%	0%
JALISCO	TENAMAXTLAN		1	100%				100%		0	1	100%	0%
JALISCO	TIZAPAN EL ALTO		1	100%				100%		0	1	100%	0%
JALISCO	TOMATLAN		1	100%				100%		0	1	100%	0%
JALISCO	TONILA		1	100%				100%		0	1	100%	0%
JALISCO	UNION DE SAN ANTONIO			100%			1	1	0%	1	1	0%	0%
JALISCO	UNION DE TULA		1	100%				100%		0	1	100%	0%
JALISCO	VALLE DE GUADALUPE	1	1	0%			1	-100%		2	1	-50%	0%
MEXICO	CAPULHUAC	3		-100%				1	100%	3	1	-67%	0%
MEXICO	DONATO GUERRA	2	1	-50%				100%		2	1	-50%	0%
MEXICO	JOCOTITLAN	6	1	-83%			6	-100%		12	1	-92%	0%
MEXICO	LUVIANOS		1	100%				100%		0	1	100%	0%
MEXICO	MALINALCO	1		-100%			1	1	0%	2	1	-50%	0%
MEXICO	MEXICALTZINGO	1	1	0%			2	-100%		3	1	-67%	0%
MEXICO	ORO EL		1	100%				100%		0	1	100%	0%
MEXICO	TEMASCALCINGO	2		-100%			1	1	0%	3	1	-67%	0%
MEXICO	TEMASCALTEPEC	2	1	-50%				100%		2	1	-50%	0%
MEXICO	TEXCALTITLAN	1	1	0%				100%		1	1	0%	0%
MEXICO	VILLA VICTORIA	9	1	-89%			1	-100%		10	1	-90%	0%
MEXICO	ZUMPAHUACAN	1	1	0%				100%		1	1	0%	0%
MICHOACAN	ACUITZIO	2		-100%				1	100%	2	1	-50%	0%
MICHOACAN	AQUILA	1	1	0%				100%		1	1	0%	0%
MICHOACAN	CHARAPAN			100%				1	100%	0	1	100%	0%
MICHOACAN	COAHUAYANA	2		-100%			1	1	0%	3	1	-67%	0%
MICHOACAN	COALCOMAN DE VAZQUEZ PALLAREZ	1	1	0%			1	-100%		2	1	-50%	0%
MICHOACAN	COENEO	3	1	-67%				100%		3	1	-67%	0%
MICHOACAN	COJUMATLAN DE REGULES			100%				1	100%	0	1	100%	0%
MICHOACAN	COTIJA	1	1	0%				100%		1	1	0%	0%
MICHOACAN	ERONGARICUARO		1	100%				100%		0	1	100%	0%
MICHOACAN	IRIMBO			100%			1	1	0%	1	1	0%	0%
MICHOACAN	JUNGAPEO			100%			1	1	0%	1	1	0%	0%
MICHOACAN	LAGUNILLAS		1	100%			1	-100%		1	1	0%	0%
MICHOACAN	MADERO	2	1	-50%				100%		2	1	-50%	0%
MICHOACAN	PAJACUARAN	2	1	-50%				100%		2	1	-50%	0%
MICHOACAN	PENJAMILLO	2		-100%				1	100%	2	1	-50%	0%
MICHOACAN	SAN LUCAS	2	1	-50%				100%		2	1	-50%	0%
MICHOACAN	SENGUIO		1	100%				100%		0	1	100%	0%
MICHOACAN	SUSUPUATO	1	1	0%				100%		1	1	0%	0%
MICHOACAN	TLALPUJAHUA	1	1	0%			1	-100%		2	1	-50%	0%
MICHOACAN	TLALTIZAPAN		1	100%				100%		0	1	100%	0%
MICHOACAN	TLAZAZALCA		1	100%			1	-100%		1	1	0%	0%
MICHOACAN	TURICATO	1		-100%				1	100%	1	1	0%	0%
MICHOACAN	VENUSTIANO CARRANZA	2		-100%			2	1	-50%	4	1	-75%	0%
MICHOACAN	VISTA HERMOSA	5	1	-80%			1	-100%		6	1	-83%	0%
MICHOACAN	ZINAPARO		1	100%				100%		0	1	100%	0%

MORELOS	MAZATEPEC	1	1	0%			100%	1	1	0%	0%
MORELOS	MORELOS			100%			100%	0	1	100%	0%
MORELOS	TLALNEPANTLA	1	1	0%			100%	1	1	0%	0%
MORELOS	TOTOLAPAN			100%			100%	0	1	100%	0%
NAYARIT	DESCONOCIDO			100%		1	100%	0	1	100%	0%
NAYARIT	IXTLAN DEL RIO	1		-100%		1	100%	1	1	0%	0%
NAYARIT	JALA			100%		1	100%	0	1	100%	0%
NAYARIT	ROSAMORADA	1	1	0%			100%	1	1	0%	0%
NAYARIT	RUIZ			100%		1	100%	0	1	100%	0%
NAYARIT	SAN BLAS	1	1	0%	2		-100%	3	1	-67%	0%
NAYARIT	XALISCO	2		-100%	1	1	0%	3	1	-67%	0%
NUEVO LEON	ABASOLO			100%	1		-100%	1	1	0%	0%
NUEVO LEON	ACAPONETA			100%		1	100%	0	1	100%	0%
NUEVO LEON	ANAHUAC		1	100%		1	-100%	1	1	0%	0%
NUEVO LEON	BUSTAMANTE			100%	1	1	0%	1	1	0%	0%
NUEVO LEON	DOCTOR ARROYO			100%		1	100%	0	1	100%	0%
NUEVO LEON	DOCTOR GONZALEZ			100%			100%	0	1	100%	0%
NUEVO LEON	GENERAL TERAN			100%			100%	0	1	100%	0%
OAXACA	AYOTZINTEPEC			100%			100%	0	1	100%	0%
OAXACA	CIENEGA DE ZIMATLAN			100%			100%	0	1	100%	0%
OAXACA	IXTLAN DE JUAREZ			100%			100%	0	1	100%	0%
OAXACA	MAGDALENA YODOCONO DE PORFIRIO			100%			100%	0	1	100%	0%
OAXACA	NAZARENO ETLA	1	1	0%			100%	1	1	0%	0%
OAXACA	REFORMA DE PINEDA			100%			100%	0	1	100%	0%
OAXACA	SAN AGUSTIN ETLA			100%			100%	0	1	100%	0%
OAXACA	SAN ANDRES HUAXPALTEPEC			100%			100%	0	1	100%	0%
OAXACA	SAN ANDRES HUAYAPAM			100%		1	100%	0	1	100%	0%
OAXACA	SAN ANDRES IXTLAHUACA			100%		1	100%	0	1	100%	0%
OAXACA	SAN FRANCISCO DEL MAR			100%			100%	0	1	100%	0%
OAXACA	SAN FRANCISCO LACHIGOLO			100%			100%	0	1	100%	0%
OAXACA	SAN JACINTO AMILPAS	1	1	0%			100%	1	1	0%	0%
OAXACA	SAN JOSE INDEPENDENCIA			100%			100%	0	1	100%	0%
OAXACA	SAN JUAN ACHIUTLA			100%		1	100%	0	1	100%	0%
OAXACA	SAN JUAN COTZOCON	1	1	0%			100%	1	1	0%	0%
OAXACA	SAN JUAN GUICHICOVI			100%		1	100%	0	1	100%	0%
OAXACA	SAN JUAN LACHAO			100%			100%	0	1	100%	0%
OAXACA	SAN MARTIN ITUNYOSO			100%		1	100%	0	1	100%	0%
OAXACA	SAN PABLO COATLAN			100%			100%	0	1	100%	0%
OAXACA	SAN PEDRO AMUZGOS			100%			100%	0	1	100%	0%
OAXACA	SAN PEDRO IXTLAHUACA			100%		1	100%	0	1	100%	0%
OAXACA	SAN PEDRO MIXTEPEC DISTR. 26			100%	1		-100%	1	1	0%	0%
OAXACA	SAN SEBASTIAN TEITIPAC			100%		1	100%	0	1	100%	0%
OAXACA	SANTA CATARINA QUIOQUITANI			100%			100%	0	1	100%	0%
OAXACA	SANTA CRUZ AMILPAS			100%		1	100%	0	1	100%	0%
OAXACA	SANTA CRUZ DE BRAVO			100%		1	100%	0	1	100%	0%
OAXACA	SANTA MAGDALENA JICOTLAN	3	1	-67%			100%	3	1	-67%	0%
OAXACA	SANTA MARIA COLOTEPEC	1		-100%	2	1	-50%	3	1	-67%	0%
OAXACA	SANTA MARIA COYOTEPEC			100%		1	100%	0	1	100%	0%
OAXACA	SANTA MARIA JALAPA DEL MARQUES	2	1	-50%			100%	2	1	-50%	0%
OAXACA	SANTIAGO JAMILTEPEC			100%			100%	0	1	100%	0%
OAXACA	SANTO DOMINGO ZANATEPEC	2	1	-50%			100%	2	1	-50%	0%
OAXACA	TEOTITLAN DEL VALLE			100%			100%	0	1	100%	0%
OAXACA	TLACOLULA DE MATAMOROS	6	1	-83%	2		-100%	8	1	-88%	0%
OAXACA	VILLA HIDALGO			100%	2	1	-50%	2	1	-50%	0%
PUEBLA	AJALPAN	2		-100%		1	100%	2	1	-50%	0%
PUEBLA	ALJOJUCA	7	1	-86%	2		-100%	9	1	-89%	0%
PUEBLA	AQUIXTLA			100%		1	100%	0	1	100%	0%
PUEBLA	CALPAN			100%			100%	0	1	100%	0%
PUEBLA	CHICONCUAUTLA	3	1	-67%			100%	3	1	-67%	0%
PUEBLA	CHINANTLA			100%			100%	0	1	100%	0%
PUEBLA	CUAYUCA DE ANDRADE			100%			100%	0	1	100%	0%
PUEBLA	CUETZALAN DEL PROGRESO			100%	1	1	0%	1	1	0%	0%
PUEBLA	CUYOACO	1	1	0%			100%	1	1	0%	0%
PUEBLA	FRANCISCO Z. MENA	2	1	-50%			100%	2	1	-50%	0%

PUEBLA	GENERAL FELIPE ANGELES	6	1	-83%	1		-100%	7	1	-86%	0%
PUEBLA	HUEHUETLAN EL CHICO			100%		1	100%	0	1	100%	0%
PUEBLA	NEALTICAN		1	100%			100%	0	1	100%	0%
PUEBLA	SAN ANTONIO CADADA	2	1	-50%			100%	2	1	-50%	0%
PUEBLA	SAN FELIPE TEOTLALCINGO			100%		1	100%	0	1	100%	0%
PUEBLA	SAN JOSE MIAHUATLAN	2	1	-50%			100%	2	1	-50%	0%
PUEBLA	SAN JUAN ATZOMPA		1	100%			100%	0	1	100%	0%
PUEBLA	SAN MARTIN TOTOLTEPEC	4	1	-75%	1		-100%	5	1	-80%	0%
PUEBLA	SAN MIGUEL IXITLAN	1	1	0%			100%	1	1	0%	0%
PUEBLA	SAN NICOLAS LOS RANCHOS		1	100%			100%	0	1	100%	0%
PUEBLA	SAN PABLO ANICANO	2		-100%		1	100%	2	1	-50%	0%
PUEBLA	SAN PEDRO YELOIXTLAHUACAN		1	100%	1		-100%	1	1	0%	0%
PUEBLA	SAN SEBASTIAN TLACOTEPEC	1	1	0%			100%	1	1	0%	0%
PUEBLA	SANTA ISABEL CHOLULA	2		-100%		1	100%	2	1	-50%	0%
PUEBLA	TEOPANTLAN		1	100%			100%	0	1	100%	0%
PUEBLA	TEPATLAXCO DE HIDALGO	3	1	-67%			100%	3	1	-67%	0%
PUEBLA	TEPEYAHUALCO DE CUAUHTEMOC	3	1	-67%			100%	3	1	-67%	0%
PUEBLA	TETELA DE OCAMPO	1	1	0%	1		-100%	2	1	-50%	0%
PUEBLA	TIANGUISMANALCO	1		-100%		1	100%	1	1	0%	0%
PUEBLA	TLALTENANGO	1	1	0%			100%	1	1	0%	0%
PUEBLA	TLATLAUQUITEPEC	7	1	-86%			100%	7	1	-86%	0%
PUEBLA	TLAXCO	1	1	0%			100%	1	1	0%	0%
PUEBLA	VICENTE GUERRERO	2	1	-50%			100%	2	1	-50%	0%
PUEBLA	XOCHIAPULCO		1	100%			100%	0	1	100%	0%
PUEBLA	XOCHITLAN TODOS SANTOS	1	1	0%			100%	1	1	0%	0%
SAN LUIS POTOSI	AXTLA DE TERRAZAS			100%		1	100%	0	1	100%	0%
SAN LUIS POTOSI	CEDRAL		1	100%	1		-100%	1	1	0%	0%
SAN LUIS POTOSI	CERRITOS			100%		1	100%	0	1	100%	0%
SAN LUIS POTOSI	CHARCAS		1	100%			100%	0	1	100%	0%
SAN LUIS POTOSI	COXCATLAN			100%		1	100%	0	1	100%	0%
SAN LUIS POTOSI	MOCTEZUMA		1	100%			100%	0	1	100%	0%
SAN LUIS POTOSI	NARANJO EL			100%		1	100%	0	1	100%	0%
SAN LUIS POTOSI	SALINAS	1		-100%	1	1	0%	2	1	-50%	0%
SAN LUIS POTOSI	SAN CIRO DE ACOSTA	1	1	0%	2		-100%	3	1	-67%	0%
SAN LUIS POTOSI	TAMASOPO			100%		1	100%	0	1	100%	0%
SAN LUIS POTOSI	TAMUIN	4		-100%	1	1	0%	5	1	-80%	0%
SAN LUIS POTOSI	VILLA DE ARISTA		1	100%	1		-100%	1	1	0%	0%
SAN LUIS POTOSI	ZARAGOZA	8	1	-88%			100%	8	1	-88%	0%
SINALOA	CARDENAS		1	100%			100%	0	1	100%	0%
SINALOA	CONCORDIA	3	1	-67%			100%	3	1	-67%	0%
SONORA	ALTAR			100%		1	100%	0	1	100%	0%
SONORA	MAZATAN		1	100%			100%	0	1	100%	0%
SONORA	NACORI CHICO			100%		1	100%	0	1	100%	0%
SONORA	NACOZARI DE GARCIA			100%	1	1	0%	1	1	0%	0%
SONORA	SAHUARIPA		1	100%			100%	0	1	100%	0%
SONORA	SAN IGNACIO RIO MUERTO	1		-100%		1	100%	1	1	0%	0%
SONORA	SAN JAVIER		1	100%			100%	0	1	100%	0%
SONORA	SANTA ANA			100%		1	100%	0	1	100%	0%
SONORA	URES	1	1	0%	1		-100%	2	1	-50%	0%
TAMAULIPAS	CAMARGO	1		-100%		1	100%	1	1	0%	0%
TAMAULIPAS	CENTRO		1	100%			100%	0	1	100%	0%
TAMAULIPAS	HIDALGO	1	1	0%	3		-100%	4	1	-75%	0%
TAMAULIPAS	MIER			100%		1	100%	0	1	100%	0%
TLAXCALA	ESPADITA	6	1	-83%	1		-100%	7	1	-86%	0%
TLAXCALA	IXTENCO	2	1	-50%	1		-100%	3	1	-67%	0%
TLAXCALA	MAZATECOCHCO DE JOSE MARIA MOR	1		-100%	3	1	-67%	4	1	-75%	0%
TLAXCALA	SAN FRANCISCO TETLANOHCAN		1	100%			100%	0	1	100%	0%
TLAXCALA	SAN JUAN HUACTZINCO		1	100%			100%	0	1	100%	0%
TLAXCALA	SANTA APOLONIA TEACALCO		1	100%			100%	0	1	100%	0%
TLAXCALA	TERRENATE	1		-100%		1	100%	1	1	0%	0%
TLAXCALA	TOCATLAN	3	1	-67%			100%	3	1	-67%	0%
VERACRUZ	ACAJETE	1		-100%	1	1	0%	2	1	-50%	0%
VERACRUZ	ALTO LUCERO DE GUTIERREZ BARRI	1	1	0%			100%	1	1	0%	0%
VERACRUZ	ANGEL R CABADA		1	100%	2		-100%	2	1	-50%	0%

VERACRUZ	ATOYAC	3	1	-67%	1		-100%	4	1	-75%	0%
VERACRUZ	ATZACAN			100%			100%	0	1	100%	0%
VERACRUZ	ATZALAN	5		-100%		1	100%	5	1	-80%	0%
VERACRUZ	AYAHUALULCO		1	100%	2		-100%	2	1	-50%	0%
VERACRUZ	CARLOS A CARRILLO		1	100%			100%	0	1	100%	0%
VERACRUZ	CASTILLO DE TEAYO	2		-100%		1	100%	2	1	-50%	0%
VERACRUZ	CAZONES	2		-100%		1	100%	2	1	-50%	0%
VERACRUZ	CHINAMECA		1	100%	3		-100%	3	1	-67%	0%
VERACRUZ	CHINAMPA DE GOROSTIZA			100%		1	100%	0	1	100%	0%
VERACRUZ	COACOATZINTLA	3	1	-67%			100%	3	1	-67%	0%
VERACRUZ	COLIPA			100%		1	100%	0	1	100%	0%
VERACRUZ	HIDALGOTITLAN			100%		1	100%	0	1	100%	0%
VERACRUZ	IXHUATLAN DEL CAFE	1	1	0%			100%	1	1	0%	0%
VERACRUZ	JOSE AZUETA	1	1	0%			100%	1	1	0%	0%
VERACRUZ	NAUTLA	1	1	0%	1		-100%	2	1	-50%	0%
VERACRUZ	OTEAPAN	6	1	-83%	1		-100%	7	1	-86%	0%
VERACRUZ	PERLA LA		1	100%			100%	0	1	100%	0%
VERACRUZ	PUEBLO VIEJO	1		-100%	1	1	0%	2	1	-50%	0%
VERACRUZ	PUENTE NACIONAL	3		-100%	3	1	-67%	6	1	-83%	0%
VERACRUZ	RAFAEL DELGADO	3	1	-67%	1		-100%	4	1	-75%	0%
VERACRUZ	RAFAEL LUCIO		1	100%			100%	0	1	100%	0%
VERACRUZ	SALTABARRANCA		1	100%			100%	0	1	100%	0%
VERACRUZ	TAMPICO ALTO		1	100%			100%	0	1	100%	0%
VERACRUZ	TANCOCO		1	100%			100%	0	1	100%	0%
VERACRUZ	TATATILA		1	100%			100%	0	1	100%	0%
VERACRUZ	TEOCELO		1	100%			100%	0	1	100%	0%
VERACRUZ	TEXCATEPEC	1	1	0%			100%	1	1	0%	0%
VERACRUZ	TEXISTEPEC	1		-100%		1	100%	1	1	0%	0%
VERACRUZ	TLACOTALPAN		1	100%			100%	0	1	100%	0%
VERACRUZ	TLALTETELA		1	100%			100%	0	1	100%	0%
VERACRUZ	TLILAPAN		1	100%	1		-100%	1	1	0%	0%
VERACRUZ	TOMATLAN		1	100%	2		-100%	2	1	-50%	0%
VERACRUZ	VILLA ALDAMA	4		-100%	1	1	0%	5	1	-80%	0%
VERACRUZ	XOXOCOTLA		1	100%			100%	0	1	100%	0%
VERACRUZ	ZARAGOZA		1	100%			100%	0	1	100%	0%
YUCATAN	CALOTMUL			100%		1	100%	0	1	100%	0%
YUCATAN	KANASIN	1		-100%	2	1	-50%	3	1	-67%	0%
YUCATAN	PANABA			100%		1	100%	0	1	100%	0%
YUCATAN	QUINTANA ROO		1	100%			100%	0	1	100%	0%
ZACATECAS	CUAUHTEMOC	2	1	-50%			100%	2	1	-50%	0%
ZACATECAS	GENARO CODINA		1	100%			100%	0	1	100%	0%
ZACATECAS	JUCHIPILA	2		-100%	1	1	0%	3	1	-67%	0%
ZACATECAS	MAZAPIL			100%	1	1	0%	1	1	0%	0%
ZACATECAS	MOYAHUA DE ESTRADA	1	1	0%			100%	1	1	0%	0%
ZACATECAS	TEPETONGO		1	100%			100%	0	1	100%	0%
ZACATECAS	TEUL DE GONZALEZ ORTEGA	1	1	0%			100%	1	1	0%	0%
ZACATECAS	VILLA GARCIA		1	100%			100%	0	1	100%	0%
ZACATECAS	VILLA HIDALGO		1	100%			100%	0	1	100%	0%
AGUASCALIENTES	COSIO	1		-100%			100%	1	0	-100%	0%
AGUASCALIENTES	LLANO EL	1		-100%			100%	1	0	-100%	0%
ARIZONA	AJO			100%	1		-100%	1	0	-100%	0%
ARIZONA	LUKEVILLE			100%	1		-100%	1	0	-100%	0%
ARIZONA	MESA			100%	1		-100%	1	0	-100%	0%
ARIZONA	PHOENIX			100%	2		-100%	2	0	-100%	0%
ARIZONA	TUCSON	1		-100%			100%	1	0	-100%	0%
ARKANSAS	PINE BLUFF	1		-100%	1		-100%	2	0	-100%	0%
BAJA CALIFORNIA SUR	DESCONOCIDO			100%	1		-100%	1	0	-100%	0%
BAJA CALIFORNIA SUR	LORETO	1		-100%			100%	1	0	-100%	0%
BAJA CALIFORNIA SUR	MULEGE	1		-100%	2		-100%	3	0	-100%	0%
CALIFORNIA	ANAHEIM	1		-100%	3		-100%	4	0	-100%	0%
CALIFORNIA	DESCONOCIDO	1		-100%			100%	1	0	-100%	0%
CALIFORNIA	SUN CITY			100%	2		-100%	2	0	-100%	0%
CALIFORNIA	TRAP TEAM	1		-100%			100%	1	0	-100%	0%
CHIAPAS	ALDAMA	1		-100%			100%	1	0	-100%	0%
CHIAPAS	ANGEL ALBINO CORZO	1		-100%	3		-100%	4	0	-100%	0%

CHIAPAS	BENEMERITO DE LAS AMERICAS	6	-100%		100%	6	0	-100%	0%
CHIAPAS	BOSQUE EL	1	-100%		100%	1	0	-100%	0%
CHIAPAS	CACAHUATAN	1	-100%	1	-100%	2	0	-100%	0%
CHIAPAS	CHILON	4	-100%	1	-100%	5	0	-100%	0%
CHIAPAS	COPAINALA	3	-100%		100%	3	0	-100%	0%
CHIAPAS	ESCUINTLA	1	-100%	2	-100%	3	0	-100%	0%
CHIAPAS	FRONTERA COMALAPA	8	-100%	2	-100%	10	0	-100%	0%
CHIAPAS	HUEHUETAN	1	-100%	1	-100%	2	0	-100%	0%
CHIAPAS	JIQUIPILAS	1	-100%	2	-100%	3	0	-100%	0%
CHIAPAS	OCOTEPEC	1	-100%		100%	1	0	-100%	0%
CHIAPAS	SILTEPEC	1	-100%		100%	1	0	-100%	0%
CHIAPAS	TENEJAPA	1	-100%		100%	1	0	-100%	0%
CHIAPAS	TILA	1	-100%		100%	1	0	-100%	0%
CHIHUAHUA	ALLENDE		100%	2	-100%	2	0	-100%	0%
CHIHUAHUA	BUENAVENTURA	1	-100%	1	-100%	2	0	-100%	0%
CHIHUAHUA	CASAS GRANDES		100%	2	-100%	2	0	-100%	0%
CHIHUAHUA	DESCONOCIDO	1	-100%	1	-100%	2	0	-100%	0%
CHIHUAHUA	GUADALUPE	11	-100%	12	-100%	23	0	-100%	0%
CHIHUAHUA	IGNACIO ZARAGOZA		100%	1	-100%	1	0	-100%	0%
CHIHUAHUA	JANOS		100%	1	-100%	1	0	-100%	0%
CHIHUAHUA	NAMIQUIPA	1	-100%	1	-100%	2	0	-100%	0%
CHIHUAHUA	NUEVO CASAS GRANDES	2	-100%	4	-100%	6	0	-100%	0%
CHIHUAHUA	OCAMPO		100%	1	-100%	1	0	-100%	0%
CHIHUAHUA	SAN FRANCISCO DEL ORO	1	-100%		100%	1	0	-100%	0%
CIUDAD DE MÉXICO	VALLE DE ZARAGOZA	1	-100%		100%	1	0	-100%	0%
COAHUILA	ALLENDE	6	-100%		100%	6	0	-100%	0%
COAHUILA	ESCOBEDO	1	-100%		100%	1	0	-100%	0%
COAHUILA	HIDALGO		100%	1	-100%	1	0	-100%	0%
COAHUILA	NAVA	1	-100%	1	-100%	2	0	-100%	0%
COAHUILA	PROGRESO		100%	1	-100%	1	0	-100%	0%
COLIMA	COMALA	1	-100%		100%	1	0	-100%	0%
COLIMA	COQUIMATLAN	1	-100%		100%	1	0	-100%	0%
COLIMA	MINATITLAN	9	-100%	6	-100%	15	0	-100%	0%
DURANGO	GUADALUPE VICTORIA	1	-100%		100%	1	0	-100%	0%
DURANGO	PANUCO DE CORONADO	1	-100%		100%	1	0	-100%	0%
DURANGO	PEDON BLANCO	1	-100%		100%	1	0	-100%	0%
DURANGO	SANTIAGO PAPASQUIARO		100%	1	-100%	1	0	-100%	0%
DURANGO	TAMAZULA	5	-100%		100%	5	0	-100%	0%
DURANGO	TEPEHUANES	1	-100%		100%	1	0	-100%	0%
EXTRANJERO	NO USAR ESTA CLAVE	1	-100%		100%	1	0	-100%	0%
FLORIDA	MIAMI		100%	1	-100%	1	0	-100%	0%
GUANAJUATO	CORONEO	3	-100%	1	-100%	4	0	-100%	0%
GUANAJUATO	SANTA CATARINA	2	-100%	10	-100%	12	0	-100%	0%
GUANAJUATO	TIERRA BLANCA	1	-100%	1	-100%	2	0	-100%	0%
GUANAJUATO	VICTORIA	3	-100%	2	-100%	5	0	-100%	0%
GUERRERO	AHUACUOTZINGO	1	-100%		100%	1	0	-100%	0%
GUERRERO	ATLAMAJALCINGO DEL MONTE	1	-100%		100%	1	0	-100%	0%
GUERRERO	ATLIXTAC	1	-100%		100%	1	0	-100%	0%
GUERRERO	CUALAC	1	-100%		100%	1	0	-100%	0%
GUERRERO	FLORENCIO VILLARREAL	1	-100%		100%	1	0	-100%	0%
GUERRERO	GENERAL HELIODORO CASTILLO	2	-100%	1	-100%	3	0	-100%	0%
GUERRERO	HUAMUXTITLAN	1	-100%		100%	1	0	-100%	0%
GUERRERO	IGUALAPA	2	-100%	1	-100%	3	0	-100%	0%
GUERRERO	IXCATEOPAN DE CUAUHEMOC	1	-100%		100%	1	0	-100%	0%
GUERRERO	JOSE JOAQUIN DE HERRERA		100%	1	-100%	1	0	-100%	0%
GUERRERO	JUCHITAN	1	-100%		100%	1	0	-100%	0%
GUERRERO	LEONARDO BRAVO	2	-100%		100%	2	0	-100%	0%
GUERRERO	MARTIR DE CUILAPAN	1	-100%		100%	1	0	-100%	0%
GUERRERO	OLINALA	2	-100%		100%	2	0	-100%	0%
GUERRERO	TECOANAPA	1	-100%		100%	1	0	-100%	0%
HIDALGO	ALFAJAYUCAN	1	-100%	2	-100%	3	0	-100%	0%
HIDALGO	METEPEC	1	-100%	2	-100%	3	0	-100%	0%
HIDALGO	SANTIAGO DE ANAYA	1	-100%		100%	1	0	-100%	0%
HIDALGO	TENANGO DE DORIA	1	-100%		100%	1	0	-100%	0%
HIDALGO	TIANGUISTENGO		100%	2	-100%	2	0	-100%	0%

HIDALGO	TLANALAPA	1	-100%	3	-100%	4	0	-100%	0%
ILLINOIS	COOK		100%	1	-100%	1	0	-100%	0%
ILLINOIS	WESTMONT		100%	1	-100%	1	0	-100%	0%
INDIANA	ANGOLA		100%	1	-100%	1	0	-100%	0%
JALISCO	ATOYAC	1	-100%		100%	1	0	-100%	0%
JALISCO	CABO CORRIENTES	1	-100%	1	-100%	2	0	-100%	0%
JALISCO	CHIMALTITAN	1	-100%		100%	1	0	-100%	0%
JALISCO	CIHUATLAN	2	-100%	2	-100%	4	0	-100%	0%
JALISCO	CONCEPCION DE BUENOS AIRES	1	-100%		100%	1	0	-100%	0%
JALISCO	CUAUTLA	2	-100%	3	-100%	5	0	-100%	0%
JALISCO	HOSTOTIPAQUILLO		100%	1	-100%	1	0	-100%	0%
JALISCO	IXTLAHUACAN DEL RIO		100%	2	-100%	2	0	-100%	0%
JALISCO	JILOTLAN DE LOS DOLORES	2	-100%		100%	2	0	-100%	0%
JALISCO	JUCHITLAN		100%	1	-100%	1	0	-100%	0%
JALISCO	MANZANILLA DE LA PAZ LA	1	-100%		100%	1	0	-100%	0%
JALISCO	MAZAMITLA		100%	1	-100%	1	0	-100%	0%
JALISCO	QUITUPAN		100%	1	-100%	1	0	-100%	0%
JALISCO	TALPA DE ALLENDE		100%	2	-100%	2	0	-100%	0%
JALISCO	TAPALPA		100%	2	-100%	2	0	-100%	0%
JALISCO	TECOLOTLAN		100%	2	-100%	2	0	-100%	0%
JALISCO	TEOCUITATLAN DE CORONA		100%	1	-100%	1	0	-100%	0%
JALISCO	TEUCHITLAN	1	-100%		100%	1	0	-100%	0%
JALISCO	TOLIMAN	1	-100%		100%	1	0	-100%	0%
JALISCO	VILLA HIDALGO		100%	1	-100%	1	0	-100%	0%
JALISCO	ZAPOTITLAN DE VADILLO		100%	1	-100%	1	0	-100%	0%
JALISCO	ZAPOTLAN DEL REY	1	-100%	2	-100%	3	0	-100%	0%
MEXICO	CHAPULTEPEC	1	-100%		100%	1	0	-100%	0%
MEXICO	IXTAPAN DEL ORO	1	-100%		100%	1	0	-100%	0%
MEXICO	JIQUIPILCO	2	-100%	3	-100%	5	0	-100%	0%
MEXICO	SAN JOSE DEL RINCON	2	-100%		100%	2	0	-100%	0%
MEXICO	SAN SIMON DE GUERRERO	1	-100%		100%	1	0	-100%	0%
MEXICO	TENANGO DEL AIRE	1	-100%		100%	1	0	-100%	0%
MEXICO	TIMILPAN		100%	2	-100%	2	0	-100%	0%
MEXICO	TLATLAYA	1	-100%		100%	1	0	-100%	0%
MEXICO	ZACAZONAPAN	1	-100%		100%	1	0	-100%	0%
MICHOACAN	ANGANGUEO	1	-100%		100%	1	0	-100%	0%
MICHOACAN	APORO		100%	1	-100%	1	0	-100%	0%
MICHOACAN	ATIZAPAN	1	-100%		100%	1	0	-100%	0%
MICHOACAN	BRISEDAS	1	-100%	2	-100%	3	0	-100%	0%
MICHOACAN	CARACUARO	4	-100%		100%	4	0	-100%	0%
MICHOACAN	CHINICUILA	1	-100%		100%	1	0	-100%	0%
MICHOACAN	EPITACIO HUERTA	1	-100%		100%	1	0	-100%	0%
MICHOACAN	HUANIQUEO		100%	1	-100%	1	0	-100%	0%
MICHOACAN	IXTLAN	3	-100%		100%	3	0	-100%	0%
MICHOACAN	JIMENEZ	2	-100%		100%	2	0	-100%	0%
MICHOACAN	NAHUATZEN	2	-100%		100%	2	0	-100%	0%
MICHOACAN	TINGAMBATO	2	-100%		100%	2	0	-100%	0%
MICHOACAN	TIQUICHEO DE NICOLAS ROMERO	1	-100%		100%	1	0	-100%	0%
MICHOACAN	TOCUMBO	2	-100%	1	-100%	3	0	-100%	0%
MISSISSIPPI	DESCONOCIDO	1	-100%	2	-100%	3	0	-100%	0%
MISSISSIPPI	GRENADA		100%	1	-100%	1	0	-100%	0%
MORELOS	AMACUZAC	2	-100%		100%	2	0	-100%	0%
MORELOS	AXOCHIAPAN	6	-100%	2	-100%	8	0	-100%	0%
MORELOS	OCUITUCO	2	-100%		100%	2	0	-100%	0%
MORELOS	TEMOAC	2	-100%		100%	2	0	-100%	0%
NAYARIT	SAN PEDRO LAGUNILLAS		100%	1	-100%	1	0	-100%	0%
NAYARIT	SANTA MARIA DEL ORO	1	-100%		100%	1	0	-100%	0%
NAYARIT	TECUALA	1	-100%	1	-100%	2	0	-100%	0%
NEW MEXICO	ANTELOPE	1	-100%		100%	1	0	-100%	0%
NEW MEXICO	SANTA FE		100%	1	-100%	1	0	-100%	0%
NUEVO LEON	GALEANA	4	-100%		100%	4	0	-100%	0%
NUEVO LEON	GENERAL TREVIDO	1	-100%		100%	1	0	-100%	0%
NUEVO LEON	HERRERAS LOS		100%	1	-100%	1	0	-100%	0%
NUEVO LEON	MINA		100%	2	-100%	2	0	-100%	0%
NUEVO LEON	RAMONES LOS	2	-100%		100%	2	0	-100%	0%

OAXACA	ACATLAN DE PEREZ FIGUEROA	1	-100%	1	-100%	2	0	-100%	0%
OAXACA	ASUNCION OCOTLAN	1	-100%		100%	1	0	-100%	0%
OAXACA	BARRIO DE LA SOLEDAD EL	1	-100%		100%	1	0	-100%	0%
OAXACA	CHALCATONGO DE HIDALGO	1	-100%		100%	1	0	-100%	0%
OAXACA	HUAHUTLA DE JIMENEZ	2	-100%	1	-100%	3	0	-100%	0%
OAXACA	IXPANTEPEC NIEVES	1	-100%		100%	1	0	-100%	0%
OAXACA	MAGDALENA APASCO	1	-100%		100%	1	0	-100%	0%
OAXACA	MARISCALA DE JUAREZ	1	-100%		100%	1	0	-100%	0%
OAXACA	NEJAPA DE MADERO	1	-100%		100%	1	0	-100%	0%
OAXACA	PINOTEPA DE DON LUIS	3	-100%		100%	3	0	-100%	0%
OAXACA	PUTLA VILLA DE GUERRERO	2	-100%		100%	2	0	-100%	0%
OAXACA	SAN AGUSTIN LOXICHA	1	-100%		100%	1	0	-100%	0%
OAXACA	SAN BALTAZAR CHICHICAPAM	1	-100%		100%	1	0	-100%	0%
OAXACA	SAN BARTOLO SOYALTEPEC	1	-100%		100%	1	0	-100%	0%
OAXACA	SAN BARTOLOME ZOOGOCHO	1	-100%		100%	1	0	-100%	0%
OAXACA	SAN BERNARDO MIXTEPEC		100%	1	-100%	1	0	-100%	0%
OAXACA	SAN BLAS ATEMPA	3	-100%		100%	3	0	-100%	0%
OAXACA	SAN FELIPE JALAPA DE DIAZ	1	-100%		100%	1	0	-100%	0%
OAXACA	SAN FELIPE USILA		100%	1	-100%	1	0	-100%	0%
OAXACA	SAN FRANCISCO TELIXTLAHUCA		100%	1	-100%	1	0	-100%	0%
OAXACA	SAN JERONIMO TAVICHE	1	-100%		100%	1	0	-100%	0%
OAXACA	SAN JERONIMO TLACOCUAHUAYA	1	-100%	1	-100%	2	0	-100%	0%
OAXACA	SAN JUAN BAUTISTA TLACHICHILCO	1	-100%		100%	1	0	-100%	0%
OAXACA	SAN JUAN SAYULTEPEC	1	-100%		100%	1	0	-100%	0%
OAXACA	SAN PABLO ETLA	1	-100%	3	-100%	4	0	-100%	0%
OAXACA	SAN PABLO HUIXTEPEC	1	-100%		100%	1	0	-100%	0%
OAXACA	SAN PABLO VILLA DE MITLA	1	-100%		100%	1	0	-100%	0%
OAXACA	SAN PEDRO Y SAN PABLO TEPOSCOL		100%	2	-100%	2	0	-100%	0%
OAXACA	SANTA ANA		100%	1	-100%	1	0	-100%	0%
OAXACA	SANTA ANA ZEGACHE	1	-100%		100%	1	0	-100%	0%
OAXACA	SANTA CRUZ XITLA	1	-100%		100%	1	0	-100%	0%
OAXACA	SANTA LUCIA OCOTLAN		100%	1	-100%	1	0	-100%	0%
OAXACA	SANTA MARIA XADANI	1	-100%		100%	1	0	-100%	0%
OAXACA	SANTA MARIA YOLOTEPEC	1	-100%		100%	1	0	-100%	0%
OAXACA	SANTA MARIA ZACATEPEC		100%	1	-100%	1	0	-100%	0%
OAXACA	SANTIAGO HUAJOLOTITLAN	1	-100%		100%	1	0	-100%	0%
OAXACA	SANTIAGO LAOLLAGA	1	-100%		100%	1	0	-100%	0%
OAXACA	SANTIAGO TILLO	1	-100%	1	-100%	2	0	-100%	0%
OAXACA	TAMAZULACAM DEL ESPIRITU SANTO	1	-100%		100%	1	0	-100%	0%
OAXACA	TEOTITLAN DE FLORES MAGON	1	-100%		100%	1	0	-100%	0%
OAXACA	VILLA DE TAMAZULAPAM DEL PROGR	2	-100%	1	-100%	3	0	-100%	0%
OAXACA	VILLA TEJUPAM DE LA UNION	1	-100%		100%	1	0	-100%	0%
OAXACA	VILLA TUTUTEPEC DE MELCHOR O	2	-100%		100%	2	0	-100%	0%
PUEBLA	ACTEOPAN	2	-100%		100%	2	0	-100%	0%
PUEBLA	AHUEHUETITLA	1	-100%		100%	1	0	-100%	0%
PUEBLA	ALTEPEXI		100%	1	-100%	1	0	-100%	0%
PUEBLA	AMIXTLAN	1	-100%		100%	1	0	-100%	0%
PUEBLA	AXUTLA	1	-100%		100%	1	0	-100%	0%
PUEBLA	CHAPULCO	2	-100%		100%	2	0	-100%	0%
PUEBLA	COATZINGO		100%	1	-100%	1	0	-100%	0%
PUEBLA	CUAUTEMPAN	2	-100%	1	-100%	3	0	-100%	0%
PUEBLA	EPATLAN	1	-100%		100%	1	0	-100%	0%
PUEBLA	GUADALUPE	3	-100%	1	-100%	4	0	-100%	0%
PUEBLA	HONEY	1	-100%		100%	1	0	-100%	0%
PUEBLA	HUAQUECHULA	2	-100%		100%	2	0	-100%	0%
PUEBLA	HUEYAPAN	2	-100%		100%	2	0	-100%	0%
PUEBLA	HUEYTAMALCO	2	-100%		100%	2	0	-100%	0%
PUEBLA	HUITZILTEPEC		100%	1	-100%	1	0	-100%	0%
PUEBLA	IXCAMILPA DE GUERRERO	1	-100%		100%	1	0	-100%	0%
PUEBLA	JOLALPAN	1	-100%		100%	1	0	-100%	0%
PUEBLA	MAGDALENA TLATLAUQUITEPEC LA	3	-100%		100%	3	0	-100%	0%
PUEBLA	MAZAPILTEPEC DE JUAREZ	1	-100%		100%	1	0	-100%	0%
PUEBLA	OCOTEPEC	1	-100%	1	-100%	2	0	-100%	0%
PUEBLA	PANTEPEC	2	-100%	1	-100%	3	0	-100%	0%
PUEBLA	PETLALCINGO	1	-100%		100%	1	0	-100%	0%

PUEBLA	PIAXTLA	1	-100%			100%	1	0	-100%	0%
PUEBLA	QUIMIXTLAN	3	-100%		1	-100%	4	0	-100%	0%
PUEBLA	SAN FELIPE TEPATLAN	1	-100%			100%	1	0	-100%	0%
PUEBLA	SAN GABRIEL CHILAC	1	-100%			100%	1	0	-100%	0%
PUEBLA	SAN NICOLAS DE BUENOS AIRES	1	-100%			100%	1	0	-100%	0%
PUEBLA	TECOMATLAN	3	-100%			100%	3	0	-100%	0%
PUEBLA	TEOTLALCO	1	-100%			100%	1	0	-100%	0%
PUEBLA	TEPEMAXALCO	1	-100%			100%	1	0	-100%	0%
PUEBLA	TEPEXCO	1	-100%			100%	1	0	-100%	0%
PUEBLA	TETELES DE AVILA CASTILLO	1	-100%		1	-100%	2	0	-100%	0%
PUEBLA	TILAPA	1	-100%			100%	1	0	-100%	0%
PUEBLA	TLACUILOTEPEC	3	-100%			100%	3	0	-100%	0%
PUEBLA	TLAOLA	2	-100%			100%	2	0	-100%	0%
PUEBLA	TLAPACOYA	2	-100%			100%	2	0	-100%	0%
PUEBLA	TOCHIMILCO		100%		1	-100%	1	0	-100%	0%
PUEBLA	VENUSTIANO CARRANZA	4	-100%		1	-100%	5	0	-100%	0%
PUEBLA	XIUTETELCO		100%		1	-100%	1	0	-100%	0%
PUEBLA	YAONAHUAC	1	-100%		1	-100%	2	0	-100%	0%
PUEBLA	ZACAPOAXTLA	5	-100%			100%	5	0	-100%	0%
PUEBLA	ZAPOTITLAN	2	-100%		1	-100%	3	0	-100%	0%
PUEBLA	ZARAGOZA	2	-100%			100%	2	0	-100%	0%
PUEBLA	ZIHUATEUTLA		100%		1	-100%	1	0	-100%	0%
PUEBLA	ZOQUITLAN	1	-100%			100%	1	0	-100%	0%
QUERETARO	LANDA DE MATAMOROS		100%		1	-100%	1	0	-100%	0%
QUINTANA ROO	JOSE MARIA MORELOS	3	-100%		2	-100%	5	0	-100%	0%
QUINTANA ROO	QUERETARO		100%		1	-100%	1	0	-100%	0%
SAN LUIS POTOSI	AHUALULCO	1	-100%			100%	1	0	-100%	0%
SAN LUIS POTOSI	ARMADILLO DE LOS INFANTE	2	-100%			100%	2	0	-100%	0%
SAN LUIS POTOSI	CERRO DE SAN PEDRO		100%		2	-100%	2	0	-100%	0%
SAN LUIS POTOSI	DESCONOCIDO	1	-100%			100%	1	0	-100%	0%
SAN LUIS POTOSI	MATLAPA		100%		1	-100%	1	0	-100%	0%
SAN LUIS POTOSI	SAN MARTIN CHALCHICUAUTLA	1	-100%			100%	1	0	-100%	0%
SAN LUIS POTOSI	TAMPACAN	1	-100%			100%	1	0	-100%	0%
SAN LUIS POTOSI	VILLA DE GUADALUPE	1	-100%			100%	1	0	-100%	0%
SAN LUIS POTOSI	VILLA JUAREZ	1	-100%			100%	1	0	-100%	0%
SAN SALVADOR	EL SALVADOR	1	-100%			100%	1	0	-100%	0%
SONORA	NACO		100%		1	-100%	1	0	-100%	0%
SONORA	ROSARIO	1	-100%			100%	1	0	-100%	0%
SONORA	SINALOA		100%		1	-100%	1	0	-100%	0%
SONORA	SOYOPA		100%		1	-100%	1	0	-100%	0%
SONORA	YECORA	4	-100%		1	-100%	5	0	-100%	0%
TABASCO	JONUTA	1	-100%			100%	1	0	-100%	0%
TAMAULIPAS	CRUILLAS		100%		1	-100%	1	0	-100%	0%
TAMAULIPAS	DESCONOCIDO	1	-100%			100%	1	0	-100%	0%
TAMAULIPAS	GOMEZ FARIAS	1	-100%		1	-100%	2	0	-100%	0%
TAMAULIPAS	GONZALEZ	2	-100%			100%	2	0	-100%	0%
TAMAULIPAS	GUSTAVO DIAZ ORDAZ	2	-100%			100%	2	0	-100%	0%
TAMAULIPAS	LLERA	1	-100%			100%	1	0	-100%	0%
TAMAULIPAS	MIQUIHUANA	1	-100%			100%	1	0	-100%	0%
TAMAULIPAS	OCAMPO		100%		2	-100%	2	0	-100%	0%
TAMAULIPAS	PADILLA	1	-100%			100%	1	0	-100%	0%
TAMAULIPAS	TULA	2	-100%			100%	2	0	-100%	0%
TAMAULIPAS	VILLAGRAN	1	-100%			100%	1	0	-100%	0%
TEXAS	SAN ANTONIO		100%		1	-100%	1	0	-100%	0%
TEXAS	TYLER TEXAS USA		100%		1	-100%	1	0	-100%	0%
TLAXCALA	ACUAMANALA DE MIGUEL HIDALGO	2	-100%			100%	2	0	-100%	0%
TLAXCALA	ATLZAYANCA	1	-100%			100%	1	0	-100%	0%
TLAXCALA	LAZARO CARDENAS	2	-100%			100%	2	0	-100%	0%
TLAXCALA	SANTA ANA NOPALUCAN	1	-100%		1	-100%	2	0	-100%	0%
TLAXCALA	SANTA CATARINA AYOMETLA	2	-100%			100%	2	0	-100%	0%
TLAXCALA	TEPEYANCO	1	-100%			100%	1	0	-100%	0%
TLAXCALA	XALTOCAN	7	-100%		1	-100%	8	0	-100%	0%
TLAXCALA	ZITLALTEPEC DE TRINIDAD SANCH	2	-100%			100%	2	0	-100%	0%
VERACRUZ	APAZAPAN	2	-100%			100%	2	0	-100%	0%
VERACRUZ	BENITO JUAREZ	1	-100%			100%	1	0	-100%	0%

VERACRUZ	CHALMA	1	-100%			100%	1	0	-100%	0%	
VERACRUZ	COAHUITLAN		100%		1	-100%	1	0	-100%	0%	
VERACRUZ	COETZALA	1	-100%			100%	1	0	-100%	0%	
VERACRUZ	COSAUTLAN DE CARVAJAL	4	-100%			100%	4	0	-100%	0%	
VERACRUZ	HUAYACOCOTLA	3	-100%		1	-100%	4	0	-100%	0%	
VERACRUZ	IXHUATLANCILLO	2	-100%			100%	2	0	-100%	0%	
VERACRUZ	IXMATLAHUACAN	1	-100%		1	-100%	2	0	-100%	0%	
VERACRUZ	JILOTEPEC		100%		1	-100%	1	0	-100%	0%	
VERACRUZ	MARIANO ESCOBEDO	2	-100%		1	-100%	3	0	-100%	0%	
VERACRUZ	MIXTLA DE ALTAMIRANO	1	-100%			100%	1	0	-100%	0%	
VERACRUZ	PLATON SANCHEZ	2	-100%			100%	2	0	-100%	0%	
VERACRUZ	PLAYA VICENTE	2	-100%			100%	2	0	-100%	0%	
VERACRUZ	REYES LOS		100%		1	-100%	1	0	-100%	0%	
VERACRUZ	SAN ANDRES TENEJAPAN		100%		1	-100%	1	0	-100%	0%	
VERACRUZ	SANTIAGO TUXTLA	1	-100%		1	-100%	2	0	-100%	0%	
VERACRUZ	SOLEDAD DE DOBLADO	1	-100%			100%	1	0	-100%	0%	
VERACRUZ	TAMIAHUA		100%		1	-100%	1	0	-100%	0%	
VERACRUZ	TEQUILA	1	-100%		1	-100%	2	0	-100%	0%	
VERACRUZ	TLALNELHUAYOCAN	1	-100%		1	-100%	2	0	-100%	0%	
VERACRUZ	TOTUTLA		100%		1	-100%	1	0	-100%	0%	
VERACRUZ	URSULO GALVAN	9	-100%		2	-100%	11	0	-100%	0%	
VERACRUZ	UXPANAPA		100%		1	-100%	1	0	-100%	0%	
VERACRUZ	XICO		100%		1	-100%	1	0	-100%	0%	
VERACRUZ	ZENTLA	1	-100%			100%	1	0	-100%	0%	
YUCATAN	CHOCHOLA	1	-100%			100%	1	0	-100%	0%	
YUCATAN	CONKAL		100%		1	-100%	1	0	-100%	0%	
YUCATAN	TIZIMIN	1	-100%			100%	1	0	-100%	0%	
ZACATECAS	APOZOL	2	-100%			100%	2	0	-100%	0%	
ZACATECAS	APULCO	1	-100%			100%	1	0	-100%	0%	
ZACATECAS	CADITA DE FELIPE PESCADOR	1	-100%			100%	1	0	-100%	0%	
ZACATECAS	GENERAL ENRIQUE ESTRADA	2	-100%		1	-100%	3	0	-100%	0%	
ZACATECAS	GENERAL PANFILO NATERA	2	-100%			100%	2	0	-100%	0%	
ZACATECAS	NOCHISTLAN DE MEJIA	1	-100%			100%	1	0	-100%	0%	
ZACATECAS	PANUCO	1	-100%			100%	1	0	-100%	0%	
ZACATECAS	SAIN ALTO	1	-100%			100%	1	0	-100%	0%	
ZACATECAS	TEPECHITLAN		100%		1	-100%	1	0	-100%	0%	
ZACATECAS	TLALTENANGO DE SANCHEZ ROMAN	1	-100%			100%	1	0	-100%	0%	
ZACATECAS	VALPARAISO		100%		2	-100%	2	0	-100%	0%	
ZACATECAS	VILLA DE COS		100%		1	-100%	1	0	-100%	0%	
TOTAL GENERAL		44747	38397	-14%	25867	25505	-1%	70614	63902	-10%	100%

PORCENTAJE DE PARTICIPACIÓN POR TIPO DE ROBO Y POR AÑO.

63% 60%

37% 40%

OFICINA COORDINADORA DE RIESGOS ASEGURADOS (OCRA)

VEHÍCULOS ROBADOS AL SECTOR ASEGURADOR EN: CIUDAD DE MÉXICO, DURANTE EL PERIODO 01/01/2019-30/09/2019 Y SU COMPORTAMIENTO DURANTE EL MISMO PERIODO DE 2018, ORDENADO POR LOS TIPOS MÁS ROBADOS DURANTE 2019.

MARCA	TIPO	TOTAL CIUDAD DE MÉXICO									
		CON VIOLENCIA			ESTACIONADO			TOTAL			
		2018	2019	% DE INCR.	2018	2019	% DE INCR.	2018	2019	% DE INCR.	% DEL TOT.
NISSAN	TSURU	305	195	-36%	581	462	-20%	886	657	-26%	9%
GENERAL MOTORS	AVEO	207	227	10%	267	390	46%	474	617	30%	8%
NISSAN	VERSA	287	206	-28%	114	186	63%	401	392	-2%	5%
VOLKSWAGEN	VENTO	261	216	-17%	40	47	18%	301	263	-13%	4%
NISSAN	NP300	94	53	-44%	100	151	51%	194	204	5%	3%
NISSAN	SENTRA	72	58	-19%	83	115	39%	155	173	12%	2%
YAMAHA	111-250	85	55	-35%	87	104	20%	172	159	-8%	2%
BAJAJ	111-250	138	47	-66%	100	90	-10%	238	137	-42%	2%
NISSAN	PICK-UP CORTO,LARGO,DOBLE,KING	34	26	-24%	177	99	-44%	211	125	-41%	2%
GENERAL MOTORS	BEAT	34	50	47%	14	70	400%	48	120	150%	2%
NISSAN	TIIDA	52	68	31%	44	50	14%	96	118	23%	2%
VOLKSWAGEN	JETTA Y CLASICO	109	75	-31%	43	42	-2%	152	117	-23%	2%
HONDA	111-250	76	31	-59%	73	82	12%	149	113	-24%	2%
GENERAL MOTORS	SONIC	98	70	-29%	27	34	26%	125	104	-17%	1%
GENERAL MOTORS	SPARK	31	49	58%	37	35	-5%	68	84	24%	1%
NISSAN	MARCH	47	45	-4%	28	34	21%	75	79	5%	1%
SEAT	IBIZA	62	60	-3%	19	17	-11%	81	77	-5%	1%
VOLKSWAGEN	GOL	66	58	-12%	19	18	-5%	85	76	-11%	1%
BMW	251-650	30	24	-20%	28	50	79%	58	74	28%	1%
ITALIKA	111-250	101	24	-76%	48	46	-4%	149	70	-53%	1%
HONDA	CRV	58	47	-19%	13	20	54%	71	67	-6%	1%
NISSAN	ESTACAS CORTO,LARGO, CHASIS,	28	22	-21%	70	45	-36%	98	67	-32%	1%
MAZDA	3	60	43	-28%	13	19	46%	73	62	-15%	1%
VOLKSWAGEN	NUEVO JETTA	68	40	-41%	17	22	29%	85	62	-27%	1%
KENWORTH	KENWORTH	30	41	37%	12	19	58%	42	60	43%	1%
NISSAN	XTRAIL	54	41	-24%	15	17	13%	69	58	-16%	1%
KTM	111-250	31	31	0%	13	23	77%	44	54	23%	1%
FREIGHTLINER	FREIGHTLINER	24	38	58%	5	12	140%	29	50	72%	1%
YAMAHA	50-110	19	16	-16%	22	34	55%	41	50	22%	1%
FORD	F-350,F450,F550, ESTACAS,CHASIS CAB	38	22	-42%	27	26	-4%	65	48	-26%	1%
VOLKSWAGEN	SEDAN	2	3	50%	48	42	-13%	50	45	-10%	1%
CHRYSLER	VOYAGER	8	6	-25%	40	38	-5%	48	44	-8%	1%
NISSAN	URVAN PASAJEROS	8	4	-50%	50	40	-20%	58	44	-24%	1%
HONDA	CIVIC	14	21	50%	12	22	83%	26	43	65%	1%
BAJAJ	251-650	9	10	11%	14	28	100%	23	38	65%	1%
CHRYSLER	ATTITUDE	28	30	7%	5	8	60%	33	38	15%	1%
KIA	RIO	23	28	22%	2	8	300%	25	36	44%	0%
HONDA	HR-V	14	26	86%	3	9	200%	17	35	106%	0%
GENERAL MOTORS	CHEVY	11	7	-36%	24	27	13%	35	34	-3%	0%
TOYOTA	YARIS	25	20	-20%	4	14	250%	29	34	17%	0%
BMW	COOPER	17	28	65%	6	5	-17%	23	33	43%	0%
KIA	SPORTAGE	17	27	59%	4	6	50%	21	33	57%	0%
FORD	FIESTA	27	23	-15%	20	9	-55%	47	32	-32%	0%
YAMAHA	251-650	38	18	-53%	17	14	-18%	55	32	-42%	0%
KTM	251-650	23	17	-26%	7	14	100%	30	31	3%	0%
VOLKSWAGEN	POLO	34	28	-18%	7	3	-57%	41	31	-24%	0%
HONDA	CITY	40	19	-53%	11	11	0%	51	30	-41%	0%
GENERAL MOTORS	TRAX	25	16	-36%	13	12	-8%	38	28	-26%	0%
TURISTA	MOTOCICLETAS	4	14	250%	6	14	133%	10	28	180%	0%
NISSAN	FRONTIER PICK UP	7	8	14%	37	19	-49%	44	27	-39%	0%
NISSAN	ICHI-VAN PANEL, URVAN PANEL	8	5	-38%	34	22	-35%	42	27	-36%	0%
TOYOTA	HIACE	15	19	27%		8	100%	15	27	80%	0%
VOLKSWAGEN	BEETLE	14	19	36%	14	8	-43%	28	27	-4%	0%
VOLKSWAGEN	GOLF	23	12	-48%	19	15	-21%	42	27	-36%	0%
INTERNATIONAL	INTERNATIONAL	11	19	73%	3	7	133%	14	26	86%	0%
SEAT	LEON	17	18	6%	4	8	100%	21	26	24%	0%
SEAT	TOLEDO	29	21	-28%	5	5	0%	34	26	-24%	0%
FORD	FOCUS	12	11	-8%	13	14	8%	25	25	0%	0%
GENERAL MOTORS	CRUZE	13	13	0%	3	12	300%	16	25	56%	0%
NISSAN	KICKS	14	17	21%	1	8	700%	15	25	67%	0%

TOYOTA	AVANZA	22	11	-50%	3	14	367%	25	25	0%	0%
TOYOTA	RAV4	9	16	78%	1	9	800%	10	25	150%	0%
HONDA	FIT	20	18	-10%	6	6	0%	26	24	-8%	0%
RENAULT	DUSTER	21	15	-29%	6	9	50%	27	24	-11%	0%
HYUNDAI	GRAND I10	11	17	55%	2	6	200%	13	23	77%	0%
TOYOTA	COROLLA	9	11	22%	3	12	300%	12	23	92%	0%
AUDI	A3	20	16	-20%	6	6	0%	26	22	-15%	0%
GENERAL MOTORS	SILVERADO PICK UP (C- 2500)	4	5	25%	12	17	42%	16	22	38%	0%
KIA	FORTE	15	14	-7%	5	8	60%	20	22	10%	0%
SUZUKI	SWIFT	10	16	60%	11	6	-45%	21	22	5%	0%
GENERAL MOTORS	CAVALIER	4	16	300%	2	4	100%	6	20	233%	0%
SUZUKI	111-250	12	10	-17%	9	10	11%	21	20	-5%	0%
TOYOTA	SIENNA	5	12	140%	3	8	167%	8	20	150%	0%
VOLKSWAGEN	POINTER	6	4	-33%	14	16	14%	20	20	0%	0%
VOLKSWAGEN	TIGUAN	16	12	-25%	6	8	33%	22	20	-9%	0%
HONDA	ACCORD	10	11	10%	4	8	100%	14	19	36%	0%
RENAULT	LOGAN	20	10	-50%	5	9	80%	25	19	-24%	0%
BMW	SERIE 3	21	11	-48%	8	7	-13%	29	18	-38%	0%
CHRYSLER	JEEP GRAND CHEROKEE	9	11	22%	5	7	40%	14	18	29%	0%
CHRYSLER	TOWN & COUNTRY	4	4	0%	8	14	75%	12	18	50%	0%
GENERAL MOTORS	C-15,1500 PICK UP	2	2	0%	16	16	0%	18	18	0%	0%
MAZDA	CX5	23	14	-39%	5	4	-20%	28	18	-36%	0%
CHRYSLER	D-350, RAM 3500, 4000 CAJA SECA	9	12	33%	1	5	400%	10	17	70%	0%
GENERAL MOTORS	CHEVY C2	1	4	300%	8	13	63%	9	17	89%	0%
MAZDA	CX-3	8	14	75%	8	3	-63%	16	17	6%	0%
SEMIREMOLQUES	REMOLQUES	5	10	100%		5	100%	5	15	200%	0%
MERCEDES BENZ	CLASE C	15	8	-47%	6	6	0%	21	14	-33%	0%
OTROS	OTROS	51	4	-92%	52	10	-81%	103	14	-86%	0%
HYUNDAI	TUCSON	10	11	10%	4	2	-50%	14	13	-7%	0%
KIA	SOUL	2	10	400%		3	100%	2	13	550%	0%
MERCEDES BENZ Y FREIGHLINER	4 X 2 CAJA SECA	13	7	-46%	1	6	500%	14	13	-7%	0%
SEMIREMOLQUES	CAJA SECA	13	8	-38%	3	5	67%	16	13	-19%	0%
VOLKSWAGEN	PASSAT	16	9	-44%	7	4	-43%	23	13	-43%	0%
CHRYSLER	JEEP PATRIOT	11	6	-45%	3	6	100%	14	12	-14%	0%
FORD	F-350,450,550 CAJA SECA	8	7	-13%	1	5	400%	9	12	33%	0%
FORD	FIGO	13	9	-31%	5	3	-40%	18	12	-33%	0%
GENERAL MOTORS	MATIZ	6	7	17%	10	5	-50%	16	12	-25%	0%
VOLKSWAGEN	JETTA MODELO 92 AL 99	9	2	-78%	11	10	-9%	20	12	-40%	0%
VOLKSWAGEN	SAVEIRO	4	9	125%	4	3	-25%	8	12	50%	0%
VOLVO	VOLVO	3	5	67%		7	100%	3	12	300%	0%
YAMAHA	651-1000	12	8	-33%	1	4	300%	13	12	-8%	0%
AUDI	A1	5	4	-20%	6	7	17%	11	11	0%	0%
BMW	SERIE 1	6	6	0%	4	5	25%	10	11	10%	0%
CHRYSLER	JEEP COMPASS	5	7	40%	7	4	-43%	12	11	-8%	0%
FORD	ESCAPE	15	7	-53%	9	4	-56%	24	11	-54%	0%
FORD	EXPLORER	4	5	25%	4	6	50%	8	11	38%	0%
MAZDA	6	6	8	33%	1	3	200%	7	11	57%	0%
VOLKSWAGEN	BORA	18	6	-67%	6	5	-17%	24	11	-54%	0%
AUDI	Q3	3	7	133%	1	3	200%	4	10	150%	0%
CHRYSLER	JEEP CHEROKEE	6	6	0%	3	4	33%	9	10	11%	0%
CHRYSLER	STRATUS Y BREEZE		2	100%	2	8	300%	2	10	400%	0%
GENERAL MOTORS	SILVERADO PICK UP (C- 3500)	3	9	200%	2	1	-50%	5	10	100%	0%
HYUNDAI	CRETA	9	9	0%	1	1	0%	10	10	0%	0%
HYUNDAI	ELANTRA	3	9	200%	2	1	-50%	5	10	100%	0%
INTERNATIONAL	CHASIS CABINA 6X4	8	5	-38%	6	5	-17%	14	10	-29%	0%
MAZDA	2	6	6	0%	1	4	300%	7	10	43%	0%
MERCEDES BENZ Y FREIGHLINER	6 X 2 CAJA SECA	4	5	25%	1	5	400%	5	10	100%	0%
SUZUKI	GRAND VITARA	3	4	33%	4	6	50%	7	10	43%	0%
VENTO	111-250	5	4	-20%	2	6	200%	7	10	43%	0%
VOLKSWAGEN	GOLF GTI	3	6	100%	5	4	-20%	8	10	25%	0%
VOLKSWAGEN	JETTA MODELO 92 Y ANTERIORES	3	7	133%	2	3	50%	5	10	100%	0%
DUCATI	111 250		7	100%		2	100%	0	9	100%	0%
FORD	ECOSPORT	4	3	-25%	6	6	0%	10	9	-10%	0%
FORD	FUSION	5	4	-20%	5	5	0%	10	9	-10%	0%
GENERAL MOTORS	EQUINOX	6	6	0%	3	3	0%	9	9	0%	0%
GENERAL MOTORS	SUBURBAN, CARRY ALL	8	3	-63%	5	6	20%	13	9	-31%	0%
HONDA	ODYSSEY	8	6	-25%	2	3	50%	10	9	-10%	0%
NISSAN	PATHFINDER	4	7	75%	3	2	-33%	7	9	29%	0%
NISSAN	TSUBAME	1	3	200%	5	6	20%	6	9	50%	0%
PEUGEOT	PARTNER FURGON	2	2	0%		7	100%	2	9	350%	0%
SEMIREMOLQUES	CAJA REDILAS	4	7	75%	5	2	-60%	9	9	0%	0%
TOYOTA	HILUX PICK UP	5	7	40%	3	2	-33%	8	9	13%	0%

AUDI	A4	7	3	-57%	5	5	0%	12	8	-33%	0%
BMW	1001-2000	6	6	0%	5	2	-60%	11	8	-27%	0%
CHRYSLER	JEEP WRANGLER	1	3	200%	3	5	67%	4	8	100%	0%
CHRYSLER	JOURNEY	16	7	-56%	7	1	-86%	23	8	-65%	0%
GENERAL MOTORS	EXPRESS VAN PASAJEROS	9	2	-78%	24	6	-75%	33	8	-76%	0%
MERCEDES BENZ	AUTOBUS URBANO	11	8	-27%			100%	11	8	-27%	0%
RENAULT	FLUENCE	1	7	600%		1	100%	1	8	700%	0%
SUZUKI	CIAZ	5	6	20%		2	100%	5	8	60%	0%
TOYOTA	PRIUS	1	6	500%	2	2	0%	3	8	167%	0%
ARMADO	CAMION	3	7	133%	2		-100%	5	7	40%	0%
CHRYSLER	JEEP LIBERTY	3	2	-33%	4	5	25%	7	7	0%	0%
FIAT	500	2	1	-50%		6	100%	2	7	250%	0%
KAWASAKI	251-650	2	4	100%		3	100%	2	7	250%	0%
KIA	SORENTO	4	7	75%			100%	4	7	75%	0%
MAZDA	5		3	100%	1	4	300%	1	7	600%	0%
NISSAN	MAXIMA	1	2	100%	2	5	150%	3	7	133%	0%
SEMIREMOLQUES	DOLLY	4	4	0%	3	3	0%	7	7	0%	0%
AUDI	Q5	2	3	50%	4	3	-25%	6	6	0%	0%
CHRYSLER	GRAND CARAVAN		1	100%	4	5	25%	4	6	50%	0%
CHRYSLER	VISION	2	5	150%	1	1	0%	3	6	100%	0%
DUCATI	651-1000	11	5	-55%	4	1	-75%	15	6	-60%	0%
FORD	EDGE	1	4	300%	1	2	100%	2	6	200%	0%
FORD	F-350,450,550 CAJA CONTENEDOR	3	1	-67%	6	5	-17%	9	6	-33%	0%
FORD	RANGER PICK UP	5	4	-20%	1	2	100%	6	6	0%	0%
GENERAL MOTORS	C-30,35,36,3500 CAJA SECA	3	5	67%	1	1	0%	4	6	50%	0%
GENERAL MOTORS	MALIBU	5	4	-20%	4	2	-50%	9	6	-33%	0%
GENERAL MOTORS	TORNADO,CHEVY PICK UP		4	100%	4	2	-50%	4	6	50%	0%
HONDA	PILOT	6	4	-33%	1	2	100%	7	6	-14%	0%
ITALIKA	251-650	1	4	300%		2	100%	1	6	500%	0%
MAZDA	CX9		4	100%	4	2	-50%	4	6	50%	0%
MITSUBISHI	MIRAGE	4	5	25%		1	100%	4	6	50%	0%
NISSAN	PLATINA	1	1	0%	5	5	0%	6	6	0%	0%
RENAULT	STEPWAY	10	3	-70%	2	3	50%	12	6	-50%	0%
SEMIREMOLQUES	PLATAFORMA ALTA	2	4	100%	2	2	0%	4	6	50%	0%
SEMIREMOLQUES	TANQUE	3	1	-67%	3	5	67%	6	6	0%	0%
TOYOTA	HIGHLANDER	6	5	-17%	6	1	-83%	12	6	-50%	0%
VOLKSWAGEN	CRAFTER VAN	2	5	150%		1	100%	2	6	200%	0%
VOLKSWAGEN	CROSSFOX	6	4	-33%	1	2	100%	7	6	-14%	0%
VOLKSWAGEN	TRANSPORTER	2	5	150%		1	100%	2	6	200%	0%
BMW	SERIE 4	1	3	200%		2	100%	1	5	400%	0%
CHRYSLER	JEEP RENEGADE		4	100%		1	100%	0	5	100%	0%
CHRYSLER	NEON	5	4	-20%	7	1	-86%	12	5	-58%	0%
FIAT	UNO	1	4	300%		1	100%	1	5	400%	0%
FORD	F-100, F-150 PICK UP	4	2	-50%	8	3	-63%	12	5	-58%	0%
FORD	TRANSIT CARGA	3	5	67%			100%	3	5	67%	0%
FORD	WINDSTAR			100%	5	5	0%	5	5	0%	0%
GENERAL MOTORS	ASTRA	2	1	-50%	2	4	100%	4	5	25%	0%
GENERAL MOTORS	COLORADO PICK UP		3	100%	1	2	100%	1	5	400%	0%
GENERAL MOTORS	G-30,WAGON,CARGO VAN	2	1	-50%	5	4	-20%	7	5	-29%	0%
GENERAL MOTORS	MATIZ G2	2	3	50%	4	2	-50%	6	5	-17%	0%
GENERAL MOTORS	OPTRA			100%	5	5	0%	5	5	0%	0%
HARLEY-DAVIDSON	111-250	2	3	50%	1	2	100%	3	5	67%	0%
HINO	CAJA SECA	7	3	-57%	1	2	100%	8	5	-38%	0%
HYUNDAI	ACCENT	8	5	-38%	1		-100%	9	5	-44%	0%
ISUZU	ELF 300		4	100%	1	1	0%	1	5	400%	0%
MERCEDES BENZ	CLASE GLC		4	100%		1	100%	0	5	100%	0%
MITSUBISHI	LANCER	7	1	-86%	1	4	300%	8	5	-38%	0%
NISSAN	ALTIMA	9	2	-78%	6	3	-50%	15	5	-67%	0%
NISSAN	NV 350			100%	4	5	25%	4	5	25%	0%
NISSAN	ROGUE	4	3	-25%	3	2	-33%	7	5	-29%	0%
PEUGEOT	206	1	3	200%	3	2	-33%	4	5	25%	0%
PEUGEOT	301	6	3	-50%		2	100%	6	5	-17%	0%
RENAULT	CLIO	2	1	-50%	4	4	0%	6	5	-17%	0%
SEMIREMOLQUES	PLATAFORMA BAJA	3	1	-67%	1	4	300%	4	5	25%	0%
SUZUKI	SX4	1	3	200%	1	2	100%	2	5	150%	0%
VOLKSWAGEN	GOLF MODELO 92 Y ANTERIORES	1	3	200%	3	2	-33%	4	5	25%	0%
ACURA	MDX	1	2	100%	2	2	0%	3	4	33%	0%
BMW	X3	6	4	-33%	2		-100%	8	4	-50%	0%
CHRYSLER	AVENGER	2	3	50%	2	1	-50%	4	4	0%	0%
CHRYSLER	D-350, RAM 3500 QUAD CAB PICK UP		1	100%		3	100%	0	4	100%	0%
CHRYSLER	NITRO	1	1	0%	1	3	200%	2	4	100%	0%
CHRYSLER	RAM 1500	1	1	0%	9	3	-67%	10	4	-60%	0%
CHRYSLER	RAM PROMASTER	2	2	0%		2	100%	2	4	100%	0%
CHRYSLER	SHADOW	1		-100%	7	4	-43%	8	4	-50%	0%

FORD	F-200, B-200, F- 250 PICK UP	1	4	300%	2		-100%	3	4	33%	0%
FORD	LOBO, KING RANCH PICK UP		1	100%	1	3	200%	1	4	300%	0%
GENERAL MOTORS	C-20,MAXICAB, R 25,C250 PICK UP		2	100%	2	2	0%	2	4	100%	0%
GENERAL MOTORS	CAPTIVA	5	1	-80%	3	3	0%	8	4	-50%	0%
GENERAL MOTORS	CHEYENNE,CHEYENNE SS PICK UP	3		-100%	8	4	-50%	11	4	-64%	0%
GENERAL MOTORS	S-10 PICK UP		1	100%	7	3	-57%	7	4	-43%	0%
HONDA	251-650	5	2	-60%	4	2	-50%	9	4	-56%	0%
ISUZU	ELF 400	5	1	-80%	1	3	200%	6	4	-33%	0%
KENWORTH	6 X 2 CAJA SECA		1	100%	4	3	-25%	4	4	0%	0%
MAZDA	CX7	6	2	-67%	6	2	-67%	12	4	-67%	0%
MERCEDES BENZ	CLASE E	1	3	200%		1	100%	1	4	300%	0%
MERCEDES BENZ	CLASE A	3	3	0%	1	1	0%	4	4	0%	0%
MERCEDES BENZ	CLASE GLA	5	2	-60%	1	2	100%	6	4	-33%	0%
MERCEDES BENZ	SPRINTER PASAJEROS	2	3	50%		1	100%	2	4	100%	0%
NISSAN	JUKE		2	100%		2	100%	0	4	100%	0%
PEUGEOT	207	1		-100%	3	4	33%	4	4	0%	0%
PEUGEOT	208	2	1	-50%		3	100%	2	4	100%	0%
RENAULT	KOLEOS	4	4	0%			100%	4	4	0%	0%
RENAULT	MEGANE		2	100%	5	2	-60%	5	4	-20%	0%
SEMIREMOLQUES	CAJA REFRIGERADA		2	100%	2	2	0%	2	4	100%	0%
SUZUKI	IGNIS	1	3	200%		1	100%	1	4	300%	0%
SUZUKI	S CROSS	1	2	100%	2	2	0%	3	4	33%	0%
TOYOTA	HIACE PANEL	6	4	-33%	2		-100%	8	4	-50%	0%
VOLKSWAGEN	DERBY	2		-100%	1	4	300%	3	4	33%	0%
AUDI	A5		3	100%			100%	0	3	100%	0%
AUDI	TT		3	100%			100%	0	3	100%	0%
BMW	651-1000	12	1	-92%	1	2	100%	13	3	-77%	0%
BMW	X5	3	1	-67%		2	100%	3	3	0%	0%
BUICK	ENCORE	2	2	0%		1	100%	2	3	50%	0%
CADILLAC	SRX			100%		3	100%	0	3	100%	0%
CBO	VAN			100%		3	100%	0	3	100%	0%
CHRYSLER	ATOS	4	2	-50%	1	1	0%	5	3	-40%	0%
CHRYSLER	CALIBER	1		-100%	1	3	200%	2	3	50%	0%
CHRYSLER	DURANGO	2	2	0%	1	1	0%	3	3	0%	0%
CHRYSLER	I 10	2	1	-50%	1	2	100%	3	3	0%	0%
CHRYSLER	RAM PASAJEROS			100%	2	3	50%	2	3	50%	0%
CHRYSLER	RAM 700 PICK UP	1	2	100%	1	1	0%	2	3	50%	0%
CHRYSLER	RAM PICK UP		1	100%	2	2	0%	2	3	50%	0%
DINAMO	111-250		2	100%		1	100%	0	3	100%	0%
DUCATI	1001-2000	9	3	-67%	1		-100%	10	3	-70%	0%
FORD	ECONOLINE CARGO VAN	2	2	0%	1	1	0%	3	3	0%	0%
FORD	ECONOLINE PASAJEROS	4		-100%	10	3	-70%	14	3	-79%	0%
FORD	EXPEDITION	1	1	0%	1	2	100%	2	3	50%	0%
FORD	IKON	1	2	100%	2	1	-50%	3	3	0%	0%
FORD	THUNDERBIRD	1	2	100%	2	1	-50%	3	3	0%	0%
FRONTERIZOS	AUTOMOVILES	7	1	-86%	9	2	-78%	16	3	-81%	0%
GENERAL MOTORS	ACADIA	5	3	-40%			100%	5	3	-40%	0%
GENERAL MOTORS	CARRIOL, EXPRESS CARGO VAN	3		-100%	6	3	-50%	9	3	-67%	0%
GENERAL MOTORS	CORSA	3	1	-67%	3	2	-33%	6	3	-50%	0%
GENERAL MOTORS	KODIAK 6 X 4 VOLTEO		3	100%			100%	0	3	100%	0%
GENERAL MOTORS	YUKON	2	2	0%		1	100%	2	3	50%	0%
HONDA	50-110	3		-100%	1	3	200%	4	3	-25%	0%
HONDA	BRV		3	100%			100%	0	3	100%	0%
ISUZU	ELF 200		3	100%			100%	0	3	100%	0%
KENWORTH	4 X 2 CAJA SECA	1	2	100%		1	100%	1	3	200%	0%
KIA	NIRO HIBRIDO		2	100%		1	100%	0	3	100%	0%
MERCEDES BENZ	CLASE B	3	2	-33%	1	1	0%	4	3	-25%	0%
MERCEDES BENZ	CLASE GLE		3	100%			100%	0	3	100%	0%
MERCEDES BENZ	SPRINTER CARGO VAN (316, 315)	2	3	50%			100%	2	3	50%	0%
MITSUBISHI	ENDEAVOR	1	1	0%		2	100%	1	3	200%	0%
MITSUBISHI	L200 PICK UP DOBLE CABINA	2	2	0%		1	100%	2	3	50%	0%
MITSUBISHI	OUTLANDER	8	1	-88%	1	2	100%	9	3	-67%	0%
OTRA	OTROS	24		-100%	19	3	-84%	43	3	-93%	0%
PORSCHE	CAYENNE	2	2	0%		1	100%	2	3	50%	0%
RENAULT	SCALA		2	100%		1	100%	0	3	100%	0%
SEAT	ATECA		3	100%			100%	0	3	100%	0%
SEMIREMOLQUES	JAULA GANADERA		3	100%			100%	0	3	100%	0%
SEMIREMOLQUES	VOLTEO	3	3	0%			100%	3	3	0%	0%
SUZUKI	651-1000	2	2	0%		1	100%	2	3	50%	0%
SUZUKI	VITARA	4	2	-50%		1	100%	4	3	-25%	0%
TOYOTA	CAMRY	2	1	-50%	3	2	-33%	5	3	-40%	0%
ACURA	RDX	3	1	-67%		1	100%	3	2	-33%	0%
ACURA	TL	1	2	100%	2		-100%	3	2	-33%	0%
APRILIA	111-250		1	100%		1	100%	0	2	100%	0%

AUDI	A7	2	2	0%			100%	2	2	0%	0%	
AUDI	Q7	2	2	0%			100%	2	2	0%	0%	
AUDI	S5		2	100%			100%	0	2	100%	0%	
BMW	SERIE 2	2	2	0%		1	-100%	3	2	-33%	0%	
BMW	SERIE 7	1	1	0%		1	0%	2	2	0%	0%	
BMW	X4		1	100%			100%	0	2	100%	0%	
BMW	X6		2	100%			100%	0	2	100%	0%	
CAN AM	111-250		2	100%			100%	0	2	100%	0%	
CHRYSLER	H 100 CARGA		1	100%			100%	0	2	100%	0%	
CHRYSLER	H100 PASAJEROS		1	100%			100%	0	2	100%	0%	
CHRYSLER	PT CRUISER	1	1	0%		2	-50%	3	2	-33%	0%	
CHRYSLER	RAM 2500		1	100%		1	0%	1	2	100%	0%	
CHRYSLER	SPIRIT			100%		3	-33%	3	2	-33%	0%	
DINA	D-3000,3200,3130 ESTACAS		1	100%			100%	0	2	100%	0%	
DUCATI	251 650		1	100%			100%	0	2	100%	0%	
ESPECIALES	VEHICULOS INDUSTRIALES,AGRICOLAS, CONTRATISTAS	4	2	-50%			100%	4	2	-50%	0%	
FIAT	PALIO			100%		1	2	100%	1	2	100%	0%
FORD	4 X 2 CAJA SECA	1		-100%		1	2	100%	2	2	0%	0%
FORD	ESCORT		1	100%		2	1	-50%	2	2	0%	0%
FORD	KA			100%			2	100%	0	2	100%	0%
FORD	MONDEO	1	1	0%			1	100%	1	2	100%	0%
FORD	MUSTANG	2		-100%		3	2	-33%	5	2	-60%	0%
FORD	RANGER CAJA SECA	1	1	0%		1	1	0%	2	2	0%	0%
FORD	TRANSIT PASAJEROS	2	2	0%			100%	2	2	0%	0%	
GENERAL MOTORS	4 X 2 CAJA SECA	2		-100%			2	100%	2	2	0%	0%
GENERAL MOTORS	C-30,C35,C36,C3500, CHASIS ESTACAS	1		-100%		4	2	-50%	5	2	-60%	0%
GENERAL MOTORS	CAMARO	1		-100%		1	2	100%	2	2	0%	0%
GENERAL MOTORS	SUNFIRE		1	100%		2	1	-50%	2	2	0%	0%
GENERAL MOTORS	TAHOE	4	2	-50%		2		-100%	6	2	-67%	0%
GENERAL MOTORS	UPLANDER		1	100%		1	1	0%	1	2	100%	0%
GENERAL MOTORS	VENTURE			100%		1	2	100%	1	2	100%	0%
HARLEY-DAVIDSON	1001-2000			100%		1	2	100%	1	2	100%	0%
HARLEY-DAVIDSON	651-1000			100%		1	2	100%	1	2	100%	0%
HUSQVARNA	251-650	1	2	100%		1		-100%	2	2	0%	0%
HYUNDAI	H200		1	100%		1	1	0%	1	2	100%	0%
HYUNDAI	IX35	1	2	100%				100%	1	2	100%	0%
HYUNDAI	SONATA	1	2	100%				100%	1	2	100%	0%
INFINITI	Q50		2	100%		1		-100%	1	2	100%	0%
INTERNATIONAL	AUTOBUS URBANO		1	100%		1	1	0%	1	2	100%	0%
ISLO	111-250	3		-100%		3	2	-33%	6	2	-67%	0%
ISUZU	ELF 100	1	2	100%				100%	1	2	100%	0%
ISUZU	ELF 500	2	1	-50%			1	100%	2	2	0%	0%
LAND ROVER	RANGE ROVER		1	100%			1	100%	0	2	100%	0%
LINCOLN	NAVIGATOR	3	1	-67%		1	1	0%	4	2	-50%	0%
MERCEDES BENZ	CLASE CLA	1	1	0%			1	100%	1	2	100%	0%
MERCEDES BENZ	CLASE CLS		2	100%				100%	0	2	100%	0%
MERCEDES BENZ	MERCEDES BENZ	1	2	100%				100%	1	2	100%	0%
MERCEDES BENZ	SMART		1	100%			1	100%	0	2	100%	0%
MINISUBISHI	ASX		2	100%		1		-100%	1	2	100%	0%
NISSAN	ALMERA			100%			2	100%	0	2	100%	0%
NISSAN	MURANO	1	1	0%			1	100%	1	2	100%	0%
OTRA	111- 250	1	1	0%		2	1	-50%	3	2	-33%	0%
OTRA	251-650	2	1	-50%		1	1	0%	3	2	-33%	0%
OTRA	50-110		1	100%		1	1	0%	1	2	100%	0%
PEUGEOT	3008	1	2	100%				100%	1	2	100%	0%
PEUGEOT	307	1	1	0%		1	1	0%	2	2	0%	0%
PEUGEOT	308			100%		1	2	100%	1	2	100%	0%
RENAULT	CAPTUR		2	100%				100%	0	2	100%	0%
RENAULT	OROCH		2	100%				100%	0	2	100%	0%
RENAULT	SANDERO	5	2	-60%		4		-100%	9	2	-78%	0%
SAAB	9-3'	1	1	0%			1	100%	1	2	100%	0%
VENTO	251-650	1	2	100%				100%	1	2	100%	0%
VOLKSWAGEN	BORA SPORTWAGEN			100%			2	100%	0	2	100%	0%
VOLKSWAGEN	CADDY	2	1	-50%		1	1	0%	3	2	-33%	0%
VOLKSWAGEN	EUROVAN PANEL	1	1	0%			1	100%	1	2	100%	0%
VOLKSWAGEN	SHARAN	1	2	100%		1		-100%	2	2	0%	0%
VOLKSWAGEN	TOUAREG	2		-100%		1	2	100%	3	2	-33%	0%
VOLKSWAGEN	VOLKSWAGEN	1	1	0%			1	100%	1	2	100%	0%
APRILIA	651-1000			100%			1	100%	0	1	100%	0%
ARMADO	TRACTOCAMION			100%			1	100%	0	1	100%	0%
AUDI	A6			100%			1	100%	0	1	100%	0%
AUDI	Q2		1	100%				100%	0	1	100%	0%

AUDI	RS7		1	100%			100%	0	1	100%	0%
AUDI	S3		1	100%			100%	0	1	100%	0%
AUDI	S8		1	100%			100%	0	1	100%	0%
BAJAJ	50-110		2	-100%		1	0%	3	1	-67%	0%
BENELLI	111-250		1	100%			100%	0	1	100%	0%
BENELLI	251-650		1	-100%			100%	1	1	0%	0%
BMW	SERIE 5		1	-100%		1	0%	2	1	-50%	0%
BMW	X1		2	-50%			100%	2	1	-50%	0%
BUICK	ENCLAVE		3	-67%			100%	3	1	-67%	0%
BUICK	VERANO			100%			100%	0	1	100%	0%
CADILLAC	STS Y CTS			100%			100%	0	1	100%	0%
CARABELA	111-250		1	0%		1	-100%	2	1	-50%	0%
CBO	2200			100%			100%	0	1	100%	0%
CHRYSLER	200		1	0%			100%	1	1	0%	0%
CHRYSLER	300		1	-100%		1	0%	2	1	-50%	0%
CHRYSLER	CORDOBA,MONACO, LE BARON		1	-100%		1	0%	2	1	-50%	0%
CHRYSLER	D-350 ESTACAS, CHASIS CAB, RAM ESTACAS,			100%		1	0%	1	1	0%	0%
CHRYSLER	D-350, RAM3500,4000 VOLTEO			100%			100%	0	1	100%	0%
CHRYSLER	JEEP COMMANDER		1	0%			100%	1	1	0%	0%
CHRYSLER	RAM VAN, H100 VAN		2	-100%		1	0%	3	1	-67%	0%
DINA	MICROBUS URBANOS		1	-100%		2	-50%	3	1	-67%	0%
FIAT	PUNTO			100%			100%	0	1	100%	0%
FORD	4 X 2 CAJA REDILAS		1	-100%		2	-50%	3	1	-67%	0%
FORD	AEROSTAR			100%			100%	0	1	100%	0%
FORD	EXPLORER PICK UP		1	-100%			100%	1	1	0%	0%
FORD	F-350,450,550 VOLTEO			100%			100%	0	1	100%	0%
FORD	FREESTAR			100%		1	-100%	1	1	0%	0%
FORD	RANGER ESTACAS			100%			100%	0	1	100%	0%
FRONTERIZOS	COMERCIALES			100%		1	0%	1	1	0%	0%
GENERAL MOTORS	BLAZER			100%		3	-67%	3	1	-67%	0%
GENERAL MOTORS	C-30,35,36,3500 CAJA CONTENEDOR			100%			100%	0	1	100%	0%
GENERAL MOTORS	CAVALIER MODELO 94 Y ANTERIORES			100%			100%	0	1	100%	0%
GENERAL MOTORS	KODIAK 6 X 2 VOLTEO		1	100%			100%	0	1	100%	0%
GENERAL MOTORS	LUV PICK UP,ESTACAS, CREW CAB			100%		4	-75%	4	1	-75%	0%
GENERAL MOTORS	MERIVA			100%		3	-67%	3	1	-67%	0%
GENERAL MOTORS	MONTANA			100%			100%	0	1	100%	0%
GENERAL MOTORS	P-30, P-31, CARGO VANETTE		1	100%		1	-100%	1	1	0%	0%
GENERAL MOTORS	TERRAIN		4	-75%		2	-100%	6	1	-83%	0%
GENERAL MOTORS	TORRENT			100%			100%	0	1	100%	0%
GENERAL MOTORS	TRACKER		2	-100%		3	-67%	5	1	-80%	0%
GENERAL MOTORS	TRAIL BLAZER			100%		1	0%	1	1	0%	0%
GENERAL MOTORS	TRAVERSE		3	-100%		4	-75%	7	1	-86%	0%
GENERAL MOTORS	VECTRA			100%		1	0%	1	1	0%	0%
HINO	300		2	-50%			100%	2	1	-50%	0%
HONDA	1001-2000		2	-100%			100%	2	1	-50%	0%
HUMMER	H3		1	-100%		1	0%	2	1	-50%	0%
HUSQVARNA	111-250			100%			100%	0	1	100%	0%
HUSQVARNA	651-1000			100%			100%	0	1	100%	0%
HYUNDAI	H300			100%			100%	0	1	100%	0%
INFINITI	FX50			100%			100%	0	1	100%	0%
INFINITI	QX50			100%			100%	0	1	100%	0%
INFINITI	QX60		2	-50%			100%	2	1	-50%	0%
INTERNATIONAL	4 X 2 CAJA REDILAS,CHASIS			100%			100%	0	1	100%	0%
INTERNATIONAL	4 X 2 CAJA SECA		7	-86%		5	-100%	12	1	-92%	0%
INTERNATIONAL	6 X 2 CAJA SECA			100%			100%	0	1	100%	0%
INTERNATIONAL	CITYSTAR			100%			100%	0	1	100%	0%
IRON CLAN MOTORS	111 250			100%			100%	0	1	100%	0%
ISUZU	ELF 450			100%			100%	0	1	100%	0%
ITALIKA	50-110			100%			100%	0	1	100%	0%
JAC	SEI 3			100%			100%	0	1	100%	0%
JAGUAR	X			100%			100%	0	1	100%	0%
KAWASAKI	651-1000		2	-50%			100%	2	1	-50%	0%
KEEWAY	111 250			100%			100%	0	1	100%	0%
KIA	OPTIMA		2	-50%			100%	2	1	-50%	0%
KIA	SEDONA			100%			100%	0	1	100%	0%
KTM	50-110		1	-100%		1	100%	1	1	0%	0%
KURAZAI	111-250		4	-100%			100%	4	1	-75%	0%
LAND ROVER	DISCOVERY		1	-100%			100%	1	1	0%	0%
LAND ROVER	EVOQUE		1	0%			100%	1	1	0%	0%
LAND ROVER	LR		1	0%			100%	1	1	0%	0%
LEGALIZADO	AUTOMOVILES		1	-100%			100%	1	1	0%	0%
LINCOLN	MKZ			100%			100%	0	1	100%	0%
MAN	CABINA XL 6 X 4			100%			100%	0	1	100%	0%

MASERATI	QUATTROPORTE			100%			1	100%		0	1	100%	0%
MB MOTOS	111 250			100%				100%		0	1	100%	0%
MERCEDES BENZ	AMG GT			100%				100%		0	1	100%	0%
MERCEDES BENZ	CLASE GE			100%				100%		0	1	100%	0%
MERCEDES BENZ	CLASE GLK	1	1	0%				100%		1	1	0%	0%
MERCEDES BENZ	CLASE ML	2		-100%				100%		2	1	-50%	0%
MERCEDES BENZ	SPRINTER CAJA SECA (316,315)	1	1	0%				100%		1	1	0%	0%
MERCEDES BENZ	SPRINTER CARGO VAN (416,415)	1		-100%				100%		1	1	0%	0%
MERCEDES BENZ Y													
FREIGHLINER	6 X 4 VOLTEO			100%				100%		0	1	100%	0%
MITSUBISHI	MONTERO			100%				100%		0	1	100%	0%
MRT	251 650			100%				100%		0	1	100%	0%
MV AGUSTA	651-1000			100%				100%		0	1	100%	0%
NISSAN	APRIO			100%				100%		1	1	0%	0%
NISSAN	CABSTAR CAJA SECA ESTANDAR			100%				100%		0	1	100%	0%
NISSAN	HIKARI			100%				100%		1	1	0%	0%
NISSAN	ICHI VAN PASAJEROS			100%				100%		2	1	-50%	0%
NISSAN	INFINITI MODELOS ANTERIORES			100%				100%		2	1	-50%	0%
NISSAN	LUCINO			100%				100%		3	1	-67%	0%
NISSAN	NOTE	2		-100%				100%		3	1	-67%	0%
PEUGEOT	2008			100%				100%		0	1	100%	0%
PEUGEOT	306			100%				100%		0	1	100%	0%
PEUGEOT	407			100%				100%		0	1	100%	0%
PEUGEOT	607			100%				100%		0	1	100%	0%
PEUGEOT	PARTNER TEPEE	1		-100%				100%		1	1	0%	0%
RENAULT	KANGOO CARGA	1	1	0%				100%		4	1	-75%	0%
RENAULT	KANGOO PASAJEROS	3	1	-67%				100%		5	1	-80%	0%
RENAULT	KWID			100%				100%		0	1	100%	0%
RENAULT	LAGUNA			100%				100%		0	1	100%	0%
RENAULT	RENAULT MODELO 86 Y ANTERIORES	1		-100%				100%		1	1	0%	0%
RENAULT	SAFRANE	1		-100%				100%		1	1	0%	0%
RENAULT	TRAFIC PASAJEROS			100%				100%		0	1	100%	0%
SCANIA	SCANIA	1	1	0%				100%		1	1	0%	0%
SEAT	ARONA			100%				100%		0	1	100%	0%
SEAT	CORDOBA	1	1	0%				100%		2	1	-50%	0%
SEMIREMOLQUES	CAJA REFREQUERA	2		-100%				100%		2	1	-50%	0%
SUBARU	IMPREZA			100%				100%		0	1	100%	0%
SUZUKI	251-650	2	1	-50%				100%		2	1	-50%	0%
SUZUKI	ERTIGA			100%				100%		0	1	100%	0%
SUZUKI	KIZASHI			100%				100%		0	1	100%	0%
TOYOTA	CHR			100%				100%		0	1	100%	0%
TOYOTA	SEQUOIA			100%				100%		0	1	100%	0%
TOYOTA	TACOMA PICK UP	2	1	-50%				100%		4	1	-75%	0%
TRIUMPH	651-1000	1	1	0%				100%		1	1	0%	0%
YESPA	111-250			100%				100%		0	1	100%	0%
VOLKSWAGEN	4 X 2 CAJA SECA	1	1	0%				100%		1	1	0%	0%
VOLKSWAGEN	6 X 2 CAJA SECA	2	1	-50%				100%		2	1	-50%	0%
VOLKSWAGEN	AMAROK	1	1	0%				100%		1	1	0%	0%
VOLKSWAGEN	ATLANTIC			100%				100%		3	1	-67%	0%
VOLKSWAGEN	CARIBE, BRASILIA, SAFARI			100%				100%		2	1	-50%	0%
VOLKSWAGEN	COMBI			100%				100%		2	1	-50%	0%
VOLKSWAGEN	COMBI PANEL			100%				100%		0	1	100%	0%
VOLKSWAGEN	COMBI,CARABEL SERVICIO PÚBLICO			100%				100%		0	1	100%	0%
VOLKSWAGEN	CORSAR, VARIANT			100%				100%		0	1	100%	0%
VOLKSWAGEN	CRAFTER CAJA SECA	1	1	0%				100%		2	1	-50%	0%
VOLKSWAGEN	CROSSGOLF	1	1	0%				100%		1	1	0%	0%
VOLKSWAGEN	EUROVAN PASAJEROS			100%				100%		1	1	0%	0%
VOLKSWAGEN	GOLF MODELO 92 AL 99			100%				100%		1	1	0%	0%
VOLKSWAGEN	LUPO	1		-100%				100%		3	1	-67%	0%
VOLKSWAGEN	POINTER STATION WAGON			100%				100%		0	1	100%	0%
VOLKSWAGEN	UP	3		-100%				100%		3	1	-67%	0%
VOLKSWAGEN	VIRTUS			100%				100%		0	1	100%	0%
VOLVO	AUTOBUS FORANE0			100%				100%		0	1	100%	0%
VOLVO	XC60			100%				100%		1	1	0%	0%
VOLVO	XC90	1		-100%				100%		1	1	0%	0%
YAMAHA	1001-2000	1		-100%				100%		2	1	-50%	0%
ACURA	TSX			100%				100%		1	0	-100%	0%
ALESSIA CARABELA	111 250	1		-100%				100%		1	0	-100%	0%
ALFA ROMEO	GIULIETTA	2		-100%				100%		2	0	-100%	0%
ARGO	111-250			100%				100%		1	0	-100%	0%
BMW	I3 ELECTRICO	1		-100%				100%		1	0	-100%	0%
CADILLAC	ATS	1		-100%				100%		1	0	-100%	0%
CHRYSLER	CHARGER	2		-100%				100%		2	0	-100%	0%
CHRYSLER	CIRRUS	1		-100%				100%		2	0	-100%	0%

CHRYSLER	D-150 PICK UP		100%	1	-100%	1	0	-100%	0%
CHRYSLER	D-350, RAM 3500, 4000 PLATAFORMA	2	-100%		100%	2	0	-100%	0%
CHRYSLER	DART	3	-100%		100%	3	0	-100%	0%
CHRYSLER	D-W250 VAN		100%	1	-100%	1	0	-100%	0%
CHRYSLER	H300	1	-100%		100%	1	0	-100%	0%
CHRYSLER	NEW YORKER LH		100%	1	-100%	1	0	-100%	0%
CHRYSLER	PACIFICA	1	-100%		100%	1	0	-100%	0%
CHRYSLER	PHANTOM		100%	1	-100%	1	0	-100%	0%
CHRYSLER	RAM CHARGER	1	-100%	2	-100%	3	0	-100%	0%
CHRYSLER	RAM PASAJEROS	1	-100%		100%	1	0	-100%	0%
CHRYSLER	RAM VAN, MAXI VAN		100%	3	-100%	3	0	-100%	0%
CHRYSLER	VERNA		100%	1	-100%	1	0	-100%	0%
DINA	4 X 2 CAJA REDILAS	1	-100%		100%	1	0	-100%	0%
DINA	4 X 2 CAJA SECA	2	-100%		100%	2	0	-100%	0%
DINA	6 X 2, 6 X 4 TRACTOCAMION	1	-100%		100%	1	0	-100%	0%
DINA	6 X 4 VOLTEO		100%	2	-100%	2	0	-100%	0%
DINLI	111-250	1	-100%	1	-100%	2	0	-100%	0%
FAW	F1	2	-100%		100%	2	0	-100%	0%
FAW	GF60		100%	1	-100%	1	0	-100%	0%
FORD	CONTOUR		100%	1	-100%	1	0	-100%	0%
FORD	ECONOLINE SERVICIO PÚBLICO		100%	1	-100%	1	0	-100%	0%
FORD	F-350, 450, 550 CAJA REFRIGERADA		100%	1	-100%	1	0	-100%	0%
FORD	F-350, 450, 550 PLATAFORMA		100%	1	-100%	1	0	-100%	0%
FORD	GRAND MARQUIS, MOD. (1999 Y ANT) LTD GALAXIE		100%	1	-100%	1	0	-100%	0%
GENERAL MOTORS	C-30, 35, 36, 3500 CAJA REFRIGERADA	1	-100%		100%	1	0	-100%	0%
GENERAL MOTORS	C-30, 35, 36, 3500 VOLTEO		100%	1	-100%	1	0	-100%	0%
GENERAL MOTORS	C-30, C-35, C-36, C-3500, PLATAFORMA		100%	1	-100%	1	0	-100%	0%
GENERAL MOTORS	CANYON PICK UP	1	-100%		100%	1	0	-100%	0%
GENERAL MOTORS	G3		100%	1	-100%	1	0	-100%	0%
GENERAL MOTORS	G5	1	-100%		100%	1	0	-100%	0%
GENERAL MOTORS	G6	1	-100%		100%	1	0	-100%	0%
GENERAL MOTORS	GRAN PRIX		100%	1	-100%	1	0	-100%	0%
GENERAL MOTORS	HHR	1	-100%		100%	1	0	-100%	0%
GENERAL MOTORS	IMPALA	1	-100%		100%	1	0	-100%	0%
GENERAL MOTORS	SIERRA PICK UP		100%	1	-100%	1	0	-100%	0%
GENERAL MOTORS	ZAFIRA	1	-100%		100%	1	0	-100%	0%
GIAANT	PICK-UP		100%	2	-100%	2	0	-100%	0%
HARLEY-DAVIDSON	251-650	2	-100%	1	-100%	3	0	-100%	0%
HONDA	651-1000	1	-100%		100%	1	0	-100%	0%
HYUNDAI	GENESSIS		100%	1	-100%	1	0	-100%	0%
HYUNDAI	SANTA FE	1	-100%		100%	1	0	-100%	0%
HYUNDAI	VELOSTER	1	-100%		100%	1	0	-100%	0%
INFINITI	INFINITI I30, I35, Q45		100%	1	-100%	1	0	-100%	0%
INFINITI	Q60	1	-100%		100%	1	0	-100%	0%
INTERNATIONAL	4 X 2 CAJA MUDANCERA	1	-100%		100%	1	0	-100%	0%
INTERNATIONAL	4 X 2 CAJA REDILAS	1	-100%		100%	1	0	-100%	0%
ISUZU	ELF600	2	-100%	1	-100%	3	0	-100%	0%
ISUZU	FORWARD 800		100%	1	-100%	1	0	-100%	0%
JAGUAR	XE	1	-100%		100%	1	0	-100%	0%
JINHAO	111-250		100%	1	-100%	1	0	-100%	0%
KAWASAKI	111-250	1	-100%		100%	1	0	-100%	0%
KENWORTH	6 X 2 CAJA REDILAS	1	-100%		100%	1	0	-100%	0%
LAND ROVER	FREELANDER	1	-100%		100%	1	0	-100%	0%
LAND ROVER	RANGE ROVER SPORT	1	-100%		100%	1	0	-100%	0%
LEGALIZADO	COMERCIALES		100%	1	-100%	1	0	-100%	0%
LEGALIZADO	TRACTOCAMION		100%	1	-100%	1	0	-100%	0%
LINCOLN	AVIATOR	1	-100%		100%	1	0	-100%	0%
LINCOLN	MKC	1	-100%		100%	1	0	-100%	0%
LINCOLN	MKX	1	-100%	1	-100%	2	0	-100%	0%
MAZDA	MX5		100%	1	-100%	1	0	-100%	0%
MERCEDES BENZ	CLASE CL	2	-100%		100%	2	0	-100%	0%
MERCEDES BENZ	SPRINTER SERVICIO PÚBLICO	1	-100%		100%	1	0	-100%	0%
MERCEDES BENZ Y FREIGHLINER	4 X 2 CAJA MUDANCERA	1	-100%		100%	1	0	-100%	0%
MERCURY	GRAND MARQUIS MOD. 2000 AL 2004		100%	1	-100%	1	0	-100%	0%
MERCURY	SABLE		100%	2	-100%	2	0	-100%	0%
MITSUBISHI	ECLIPSE		100%	1	-100%	1	0	-100%	0%
MITSUBISHI	GRANDIS	1	-100%		100%	1	0	-100%	0%
MV AGUSTA	251-650		100%	1	-100%	1	0	-100%	0%
NISSAN	370Z		100%	1	-100%	1	0	-100%	0%
NISSAN	QUEST	1	-100%	2	-100%	3	0	-100%	0%
NISSAN	XTERRA		100%	1	-100%	1	0	-100%	0%
PEUGEOT	111-250	1	-100%		100%	1	0	-100%	0%

PIAGGIO	ESTACAS			100%		6		-100%		6	0	-100%	0%
QLINK	111-250	1		-100%				100%		1	0	-100%	0%
QLINK	251-650			100%		1		-100%		1	0	-100%	0%
RENAULT	SCENIC			100%		2		-100%		2	0	-100%	0%
RENAULT	TRAFIC CARGA	1		-100%				100%		1	0	-100%	0%
ROVER	75			100%		1		-100%		1	0	-100%	0%
SEMIRREMOLQUES	LEGALIZADO	1		-100%				100%		1	0	-100%	0%
SEMIRREMOLQUES	OTRO TIPO DE SEMIRREMOLQUE			100%		1		-100%		1	0	-100%	0%
SEMIRREMOLQUES	TOLVA CEMENTERA			100%		1		-100%		1	0	-100%	0%
STERLING	6 X 2 CAJA REDILAS			100%		1		-100%		1	0	-100%	0%
SUBARU	B9 TRIBECA			100%		1		-100%		1	0	-100%	0%
SUBARU	FORESTER	1		-100%				100%		1	0	-100%	0%
SUBARU	WRX	1		-100%				100%		1	0	-100%	0%
SUBARU	XV			100%		1		-100%		1	0	-100%	0%
SUZUKI	1001-2000			100%		1		-100%		1	0	-100%	0%
TOYOTA	FJ CRUISER			100%		1		-100%		1	0	-100%	0%
TOYOTA	HIACE SERVICIO PÚBLICO	1		-100%				100%		1	0	-100%	0%
TVS	111-250	1		-100%		1		-100%		2	0	-100%	0%
VENTO	50-110	1		-100%				100%		1	0	-100%	0%
VOLKSWAGEN	CC	1		-100%				100%		1	0	-100%	0%
VOLKSWAGEN	CRAFTER PASAJEROS	1		-100%				100%		1	0	-100%	0%
VOLKSWAGEN	POINTER PICK UP			100%		3		-100%		3	0	-100%	0%
VOLKSWAGEN	ROUTAN			100%		1		-100%		1	0	-100%	0%
VOLKSWAGEN	TRANSPORTER PASAJEROS	1		-100%				100%		1	0	-100%	0%
VOLVO	C70	1		-100%				100%		1	0	-100%	0%
VOLVO	S40			100%		1		-100%		1	0	-100%	0%
VOLVO	S60			100%		2		-100%		2	0	-100%	0%
VOLVO	S80			100%		1		-100%		1	0	-100%	0%
VOLVO	V40	1		-100%				100%		1	0	-100%	0%
ZANETTI	251-650	1		-100%				100%		1	0	-100%	0%
TOTAL GENERAL		4409	3592	-19%		3460	3671	6%		7869	7263	-8%	100%

PORCENTAJE DE PARTICIPACIÓN POR TIPO DE ROBO Y POR AÑO.

56% **49%**

44% **51%**

OFICINA COORDINADORA DE RIESGOS ASEGURADOS (OCRA)

VEHÍCULOS ROBADOS AL SECTOR ASEGURADOR EN: EDO. DE MÉXICO, DURANTE EL PERIODO 01/01/2019-30/09/2019 Y SU COMPORTAMIENTO DURANTE EL MISMO PERIODO DE 2018, ORDENADO POR LOS TIPOS MÁS ROBADOS DURANTE 2019.

MARCA	TIPO	TOTAL EDO. DE MÉXICO									
		CON VIOLENCIA			ESTACIONADO			TOTAL			
		2018	2019	% DE INCR.	2018	2019	% DE INCR.	2018	2019	% DE INCR.	% DEL TOT.
NISSAN	VERSA	1071	656	-39%	224	561	150%	1295	1217	-6%	7%
GENERAL MOTORS	AVEO	640	613	-4%	235	252	7%	875	865	-1%	5%
VOLKSWAGEN	VENTO	771	722	-6%	52	51	-2%	823	773	-6%	4%
NISSAN	TSURU	235	136	-42%	612	406	-34%	847	542	-36%	3%
NISSAN	NP300	286	288	1%	139	209	50%	425	497	17%	3%
NISSAN	SENTRA	421	254	-40%	112	226	102%	533	480	-10%	3%
VOLKSWAGEN	JETTA Y CLASICO	533	417	-22%	65	56	-14%	598	473	-21%	3%
GENERAL MOTORS	BEAT	116	288	148%	27	116	330%	143	404	183%	2%
KENWORTH	KENWORTH	313	260	-17%	96	138	44%	409	398	-3%	2%
NISSAN	MARCH	319	229	-28%	94	163	73%	413	392	-5%	2%
ITALIKA	111-250	494	128	-74%	236	213	-10%	730	341	-53%	2%
GENERAL MOTORS	SPARK	255	196	-23%	67	102	52%	322	298	-7%	2%
FORD	F-350,F450,F550, ESTACAS,CHASIS CAB	241	215	-11%	97	80	-18%	338	295	-13%	2%
NISSAN	TIIDA	196	130	-34%	91	160	76%	287	290	1%	2%
GENERAL MOTORS	SONIC	371	229	-38%	56	43	-23%	427	272	-36%	2%
NISSAN	PICK-UP CORTO,LARGO,DOBLE,KING	180	113	-37%	232	136	-41%	412	249	-40%	1%
SEAT	IBIZA	275	220	-20%	40	27	-33%	315	247	-22%	1%
VOLKSWAGEN	GOL	283	218	-23%	41	27	-34%	324	245	-24%	1%
FREIGHTLINER	FREIGHTLINER	122	153	25%	43	72	67%	165	225	36%	1%
HONDA	CRV	204	202	-1%	17	17	0%	221	219	-1%	1%
VOLKSWAGEN	NUEVO JETTA	211	160	-24%	29	25	-14%	240	185	-23%	1%
KIA	RIO	121	159	31%	17	18	6%	138	177	28%	1%
NISSAN	XTRAIL	190	154	-19%	16	21	31%	206	175	-15%	1%
NISSAN	ESTACAS CORTO,LARGO, CHASIS,	141	91	-35%	107	74	-31%	248	165	-33%	1%
NISSAN	URVAN PASAJEROS	112	103	-8%	56	57	2%	168	160	-5%	1%
GENERAL MOTORS	TRAX	119	124	4%	24	27	13%	143	151	6%	1%
MAZDA	3	192	133	-31%	18	16	-11%	210	149	-29%	1%
HONDA	111-250	128	75	-41%	50	72	44%	178	147	-17%	1%
KIA	SPORTAGE	100	133	33%	7	13	86%	107	146	36%	1%
TOYOTA	HIACE	74	91	23%	19	55	189%	93	146	57%	1%
INTERNATIONAL	INTERNATIONAL	114	100	-12%	52	41	-21%	166	141	-15%	1%
NISSAN	KICKS	89	128	44%	5	12	140%	94	140	49%	1%
CHRYSLER	ATTITUDE	83	116	40%	17	20	18%	100	136	36%	1%
SEMIREMOLQUES	CAJA SECA	136	107	-21%	25	25	0%	161	132	-18%	1%
YAMAHA	111-250	120	86	-28%	55	44	-20%	175	130	-26%	1%
TOYOTA	AVANZA	94	108	15%	13	8	-38%	107	116	8%	1%
KIA	FORTE	85	101	19%	3	9	200%	88	110	25%	1%
HONDA	CITY	115	103	-10%	15	5	-67%	130	108	-17%	1%
VOLKSWAGEN	POLO	121	94	-22%	10	12	20%	131	106	-19%	1%
HONDA	HR-V	82	98	20%	7	5	-29%	89	103	16%	1%
MAZDA	CX5	63	92	46%	7	8	14%	70	100	43%	1%
TOYOTA	YARIS	85	68	-20%	6	20	233%	91	88	-3%	1%
FORD	FIGO	47	73	55%	4	13	225%	51	86	69%	0%
HYUNDAI	GRAND I10	82	72	-12%	1	12	1100%	83	84	1%	0%
GENERAL MOTORS	CHEVY	30	22	-27%	57	60	5%	87	82	-6%	0%
FORD	FIESTA	88	66	-25%	23	14	-39%	111	80	-28%	0%
NISSAN	FRONTIER PICK UP	63	50	-21%	43	29	-33%	106	79	-25%	0%
BAJAJ	111-250	86	42	-51%	43	36	-16%	129	78	-40%	0%
SEAT	TOLEDO	84	73	-13%	6	5	-17%	90	78	-13%	0%
SEMIREMOLQUES	CAJA REDILAS	26	41	58%	35	33	-6%	61	74	21%	0%
TOYOTA	HILUX PICK UP	44	65	48%	10	9	-10%	54	74	37%	0%
MERCEDES BENZ Y FREIGHTLINER	4 X 2 CAJA SECA	38	46	21%	12	26	117%	50	72	44%	0%
HYUNDAI	TUCSON	52	66	27%	5	3	-40%	57	69	21%	0%
SEAT	LEON	68	62	-9%	8	6	-25%	76	68	-11%	0%
HONDA	CIVIC	58	50	-14%	13	15	15%	71	65	-8%	0%
GENERAL MOTORS	CRUZE	58	50	-14%	6	12	100%	64	62	-3%	0%
FORD	FOCUS	62	46	-26%	16	13	-19%	78	59	-24%	0%
RENAULT	DUSTER	63	49	-22%	8	10	25%	71	59	-17%	0%
SEMIREMOLQUES	REMOLQUES	28	41	46%	17	17	0%	45	58	29%	0%
SEMIREMOLQUES	DOLLY	41	39	-5%	21	18	-14%	62	57	-8%	0%

MAZDA	CX-3	46	54	17%	3	2	-33%	49	56	14%	0%
SUZUKI	SWIFT	51	47	-8%	6	9	50%	57	56	-2%	0%
TOYOTA	RAV4	40	45	13%	3	11	267%	43	56	30%	0%
YAMAHA	50-110	22	23	5%	40	33	-18%	62	56	-10%	0%
VOLKSWAGEN	GOLF	68	46	-32%	14	8	-43%	82	54	-34%	0%
INTERNATIONAL	CHASIS CABINA 6X4	31	37	19%	16	15	-6%	47	52	11%	0%
GENERAL MOTORS	CAVALIER	14	42	200%	6	9	50%	20	51	155%	0%
GENERAL MOTORS	SILVERADO PICK UP (C- 2500)	32	26	-19%	14	24	71%	46	50	9%	0%
VOLKSWAGEN	BETLE	57	44	-23%	7	6	-14%	64	50	-22%	0%
BMW	COOPER	34	45	32%	4	4	0%	38	49	29%	0%
CHRYSLER	JOURNEY	61	39	-36%	13	9	-31%	74	48	-35%	0%
CHRYSLER	D-350, RAM 3500, 4000 CAJA SECA	32	38	19%	9	9	0%	41	47	15%	0%
FORD	ESCAPE	46	38	-17%	5	9	80%	51	47	-8%	0%
GENERAL MOTORS	MATIZ	33	18	-45%	22	27	23%	55	45	-18%	0%
HONDA	FIT	61	36	-41%	7	9	29%	68	45	-34%	0%
KIA	SORENTO	42	38	-10%	3	7	133%	45	45	0%	0%
FORD	F-350, 450, 550 CAJA CONTENEDOR	33	32	-3%	6	12	100%	39	44	13%	0%
VOLKSWAGEN	TIGUAN	28	33	18%	7	10	43%	35	43	23%	0%
ARMADO	CAMION	25	18	-28%	16	24	50%	41	42	2%	0%
AUDI	A3	50	33	-34%	3	9	200%	53	42	-21%	0%
HYUNDAI	ACCENT	34	42	24%	2		-100%	36	42	17%	0%
HYUNDAI	CRETA	42	39	-7%	2	3	50%	44	42	-5%	0%
TOYOTA	COROLLA	53	33	-38%	8	8	0%	61	41	-33%	0%
VOLKSWAGEN	SAVEIRO	22	35	59%	10	5	-50%	32	40	25%	0%
KIA	SOUL	29	36	24%	3	3	0%	32	39	22%	0%
FORD	F-100, F-150 PICK UP	33	28	-15%	11	10	-9%	44	38	-14%	0%
VOLKSWAGEN	SEDAN	6	4	-33%	37	34	-8%	43	38	-12%	0%
VOLVO	VOLVO	22	21	-5%	8	17	113%	30	38	27%	0%
RENAULT	LOGAN	45	31	-31%	3	6	100%	48	37	-23%	0%
VOLKSWAGEN	JETTA MODELO 92 AL 99	27	25	-7%	10	12	20%	37	37	0%	0%
VOLKSWAGEN	PASSAT	33	31	-6%	4	6	50%	37	37	0%	0%
SEMIREMOLQUES	TANQUE	30	23	-23%	27	13	-52%	57	36	-37%	0%
KENWORTH	6 X 2 CAJA SECA	7	16	129%	13	18	38%	20	34	70%	0%
NISSAN	ICHI-VAN PANEL, URVAN PANEL	30	23	-23%	23	11	-52%	53	34	-36%	0%
SEMIREMOLQUES	CAJA REFRIGERADA	19	23	21%	8	11	38%	27	34	26%	0%
FORD	ECOSPORT	23	29	26%	6	4	-33%	29	33	14%	0%
FORD	RANGER PICK UP	35	21	-40%	31	12	-61%	66	33	-50%	0%
FORD	F-350, 450, 550 CAJA SECA	31	24	-23%	6	8	33%	37	32	-14%	0%
SEMIREMOLQUES	PLATAFORMA ALTA	23	20	-13%	4	11	175%	27	31	15%	0%
GENERAL MOTORS	EQUINOX	18	21	17%	4	9	125%	22	30	36%	0%
GENERAL MOTORS	CHEVY C2	9	10	11%	19	19	0%	28	29	4%	0%
CHRYSLER	VOYAGER	14	6	-57%	36	22	-39%	50	28	-44%	0%
MERCEDES BENZ Y											
FREIGHTLINER	6 X 2 CAJA SECA	19	20	5%	17	7	-59%	36	27	-25%	0%
VOLKSWAGEN	JETTA MODELO 92 Y ANTERIORES	19	22	16%	4	5	25%	23	27	17%	0%
VOLKSWAGEN	BORA	40	13	-68%	9	12	33%	49	25	-49%	0%
BMW	SERIE 3	28	19	-32%	8	5	-38%	36	24	-33%	0%
GENERAL MOTORS	SILVERADO PICK UP (C- 3500)	26	19	-27%	10	5	-50%	36	24	-33%	0%
VOLKSWAGEN	POINTER	17	10	-41%	15	14	-7%	32	24	-25%	0%
FORD	EXPLORER	9	14	56%	2	9	350%	11	23	109%	0%
HYUNDAI	ELANTRA	24	19	-21%		4	100%	24	23	-4%	0%
ISUZU	ELF 400	9	22	144%	6	1	-83%	15	23	53%	0%
TOYOTA	SIENNA	20	19	-5%	2	4	100%	22	23	5%	0%
AUDI	A4	27	18	-33%	4	4	0%	31	22	-29%	0%
BMW	SERIE 1	17	22	29%	2		-100%	19	22	16%	0%
FORD	FUSION	12	20	67%	3	2	-33%	15	22	47%	0%
KTM	111-250	13	12	-8%	6	10	67%	19	22	16%	0%
MAZDA	2	15	17	13%	3	5	67%	18	22	22%	0%
RENAULT	STEPWAY	39	19	-51%	5	3	-40%	44	22	-50%	0%
CHRYSLER	JEEP GRAND CHEROKEE	19	14	-26%	5	7	40%	24	21	-13%	0%
GENERAL MOTORS	TORNADO, CHEVY PICK UP	17	11	-35%	9	10	11%	26	21	-19%	0%
NISSAN	ALTIMA	17	19	12%	6	2	-67%	23	21	-9%	0%
TOYOTA	HIACE PANEL	27	20	-26%		1	100%	27	21	-22%	0%
GENERAL MOTORS	C-15, 1500 PICK UP	18	7	-61%	23	13	-43%	41	20	-51%	0%
KENWORTH	4 X 2 CAJA SECA	8	11	38%	3	9	200%	11	20	82%	0%
OTROS	OTROS	254	7	-97%	54	13	-76%	308	20	-94%	0%
PEUGEOT	301	10	16	60%	2	4	100%	12	20	67%	0%
CHRYSLER	JEEP CHEROKEE	20	17	-15%	3	2	-33%	23	19	-17%	0%
FORD	LOBO, KING RANCH PICK UP	17	19	12%	2		-100%	19	19	0%	0%
GENERAL MOTORS	OPTRA	14	9	-36%	9	10	11%	23	19	-17%	0%
ISLO	111-250	13	5	-62%	8	14	75%	21	19	-10%	0%
SEMIREMOLQUES	PLATAFORMA BAJA	20	16	-20%	7	3	-57%	27	19	-30%	0%
TOYOTA	TACOMA PICK UP	17	18	6%		1	100%	17	19	12%	0%
TOYOTA	PRIUS	9	14	56%		4	100%	9	18	100%	0%

AUDI	A1	30	14	-53%	2	3	50%	32	17	-47%	0%
MAZDA	6	14	15	7%	5	2	-60%	19	17	-11%	0%
SUZUKI	VITARA	14	16	14%	1	1	0%	15	17	13%	0%
TOYOTA	CAMRY	6	13	117%	3	4	33%	9	17	89%	0%
VOLKSWAGEN	CROSSFOX	19	16	-16%	1	1	0%	20	17	-15%	0%
CHRYSLER	JEEP COMPASS	24	13	-46%	4	3	-25%	28	16	-43%	0%
GENERAL MOTORS	C-30,C35,C36,C3500, CHASIS ESTACAS	23	10	-57%	4	6	50%	27	16	-41%	0%
GENERAL MOTORS	CHEYENNE,CHEYENNE SS PICK UP	7	9	29%	8	7	-13%	15	16	7%	0%
HONDA	BRV	1	15	1400%		1	100%	1	16	1500%	0%
ISUZU	ELF 500	10	14	40%	1	2	100%	11	16	45%	0%
KTM	251-650	18	11	-39%	1	5	400%	19	16	-16%	0%
SEMIREMOLQUES	JAULA GANADERA	8	7	-13%		9	100%	8	16	100%	0%
SUZUKI	GRAND VITARA	11	11	0%	5	5	0%	16	16	0%	0%
YAMAHA	251-650	17	10	-41%	8	6	-25%	25	16	-36%	0%
BMW	X1	10	14	40%	1	1	0%	11	15	36%	0%
FIAT	UNO	4	10	150%	2	5	150%	6	15	150%	0%
FORD	4 X 2 CAJA REDILAS	7	13	86%	2	2	0%	9	15	67%	0%
GENERAL MOTORS	CAPTIVA	23	11	-52%	4	4	0%	27	15	-44%	0%
GENERAL MOTORS	EXPRESS VAN PASAJEROS	13	4	-69%	15	11	-27%	28	15	-46%	0%
NISSAN	NOTE	8	14	75%	2	1	-50%	10	15	50%	0%
NISSAN	PLATINA	17	10	-41%	4	5	25%	21	15	-29%	0%
SEMIREMOLQUES	TOLVA CEMENTERA	2	9	350%	4	6	50%	6	15	150%	0%
TURISTA	MOTOCICLETAS	3	7	133%	7	8	14%	10	15	50%	0%
CHRYSLER	JEEP PATRIOT	13	8	-38%	3	6	100%	16	14	-13%	0%
CHRYSLER	NEON	10	8	-20%	6	6	0%	16	14	-13%	0%
MERCEDES BENZ	CLASE A	4	13	225%		1	100%	4	14	250%	0%
MERCEDES BENZ	CLASE C	26	9	-65%	2	5	150%	28	14	-50%	0%
MITSUBISHI	MIRAGE	6	9	50%		5	100%	6	14	133%	0%
SUZUKI	CIAZ	9	14	56%	1		-100%	10	14	40%	0%
ARMADO	TRACTOCAMION	12	11	-8%	3	2	-33%	15	13	-13%	0%
CHRYSLER	I 10	13	11	-15%		2	100%	13	13	0%	0%
HONDA	ODYSSEY	17	12	-29%	1	1	0%	18	13	-28%	0%
MAZDA	CX9	11	9	-18%	3	4	33%	14	13	-7%	0%
VOLKSWAGEN	GOLF GTI	11	10	-9%	2	3	50%	13	13	0%	0%
CHRYSLER	TOWN & COUNTRY	6	8	33%	8	4	-50%	14	12	-14%	0%
FORD	EXPEDITION	8	9	13%	2	3	50%	10	12	20%	0%
FORD	RANGER CAJA SECA	8	7	-13%	2	5	150%	10	12	20%	0%
GENERAL MOTORS	CORSA	13	6	-54%	6	6	0%	19	12	-37%	0%
GENERAL MOTORS	SUBURBAN, CARRY ALL	7	5	-29%	5	7	40%	12	12	0%	0%
HINO	CAJA SECA	20	11	-45%		1	100%	20	12	-40%	0%
HYUNDAI	IX35	14	10	-29%		2	100%	14	12	-14%	0%
INTERNATIONAL	4 X 2 CAJA SECA	21	9	-57%	10	3	-70%	31	12	-61%	0%
MAZDA	CX7	15	9	-40%	1	3	200%	16	12	-25%	0%
MITSUBISHI	L200 PICK UP DOBLE CABINA	7	9	29%	1	3	200%	8	12	50%	0%
NISSAN	ROGUE	7	9	29%		3	100%	7	12	71%	0%
RENAULT	FLUENCE	18	11	-39%	4	1	-75%	22	12	-45%	0%
SEMIREMOLQUES	PORTACONTENEDOR	12	10	-17%	1	2	100%	13	12	-8%	0%
AUDI	Q3	11	11	0%	1		-100%	12	11	-8%	0%
AUDI	Q5	12	8	-33%	1	3	200%	13	11	-15%	0%
CHRYSLER	AVENGER	3	8	167%	3	3	0%	6	11	83%	0%
CHRYSLER	RAM 2500	6	9	50%	1	2	100%	7	11	57%	0%
FORD	EDGE	14	9	-36%		2	100%	14	11	-21%	0%
GENERAL MOTORS	S-10 PICK UP	15	7	-53%	4	4	0%	19	11	-42%	0%
HINO	300	8	11	38%			100%	8	11	38%	0%
HONDA	ACCORD	19	9	-53%	6	2	-67%	25	11	-56%	0%
ITALIKA	251-650	1	5	400%		6	100%	1	11	1000%	0%
RENAULT	CLIO	14	7	-50%	6	4	-33%	20	11	-45%	0%
RENAULT	KOLEOS	13	10	-23%		1	100%	13	11	-15%	0%
SEAT	ARONA		11	100%			100%	0	11	100%	0%
SUZUKI	111-250	10	7	-30%		4	100%	10	11	10%	0%
SUZUKI	SX4	10	9	-10%	3	2	-33%	13	11	-15%	0%
TOYOTA	HIGHLANDER	14	11	-21%			100%	14	11	-21%	0%
BAJAJ	251-650	16	5	-69%	4	5	25%	20	10	-50%	0%
CHRYSLER	ATOS	6	6	0%	8	4	-50%	14	10	-29%	0%
CHRYSLER	RAM 700 PICK UP	7	9	29%	1	1	0%	8	10	25%	0%
FORD	TRANSIT CARGA	13	8	-38%	1	2	100%	14	10	-29%	0%
GENERAL MOTORS	MATIZ G2	6	4	-33%	9	6	-33%	15	10	-33%	0%
GENERAL MOTORS	TAHOE	6	6	0%	3	4	33%	9	10	11%	0%
MERCEDES BENZ	MERCEDES BENZ	10	10	0%			100%	10	10	0%	0%
MERCEDES BENZ	SPRINTER CARGO VAN (416,415)	3	6	100%		4	100%	3	10	233%	0%
NISSAN	PATHFINDER	10	8	-20%	2	2	0%	12	10	-17%	0%
RENAULT	CAPTUR	9	9	0%		1	100%	9	10	11%	0%
VOLKSWAGEN	4 X 2 CAJA SECA	6	8	33%	1	2	100%	7	10	43%	0%
BMW	251-650	4	4	0%	2	5	150%	6	9	50%	0%

BMW	X3	8	7	-13%	2	2	0%	10	9	-10%	0%
CHRYSLER	D-350 ESTACAS, CHASIS CAB, RAM ESTACAS,	6	8	33%	2	1	-50%	8	9	13%	0%
CHRYSLER	SPIRIT		1	100%	11	8	-27%	11	9	-18%	0%
CHRYSLER	VISION	10	6	-40%	2	3	50%	12	9	-25%	0%
DINA	4 X 2 CAJA SECA	6	4	-33%	3	5	67%	9	9	0%	0%
FORD	TRANSIT PASAJEROS	2	8	300%	2	1	-50%	4	9	125%	0%
FORD	WINDSTAR	1	1	0%	5	8	60%	6	9	50%	0%
GENERAL MOTORS	ACADIA	9	9	0%	3		-100%	12	9	-25%	0%
GENERAL MOTORS	MALIBU	14	7	-50%	6	2	-67%	20	9	-55%	0%
HYUNDAI	SANTA FE	2	7	250%		2	100%	2	9	350%	0%
ISUZU	ELF 100	4	7	75%		2	100%	4	9	125%	0%
MERCEDES BENZ	CLASE GLA	2	9	350%			100%	2	9	350%	0%
MITSUBISHI	LANCER	12	6	-50%	3	3	0%	15	9	-40%	0%
NISSAN	JUKE	13	9	-31%	3		-100%	16	9	-44%	0%
NISSAN	NV 350	6	5	-17%	1	4	300%	7	9	29%	0%
RENAULT	SANDERO	14	7	-50%		2	100%	14	9	-36%	0%
SEAT	ATECA	3	8	167%	2	1	-50%	5	9	80%	0%
SEMIREMOLQUES	CAJA ENCORTINADA	5	5	0%	2	4	100%	7	9	29%	0%
ACURA	RDX	7	7	0%		1	100%	7	8	14%	0%
AUDI	A6	7	7	0%		1	100%	7	8	14%	0%
BMW	X5	5	7	40%	1	1	0%	6	8	33%	0%
CHRYSLER	JEEP WRANGLER	13	7	-46%		1	100%	13	8	-38%	0%
FIAT	500	6	6	0%		2	100%	6	8	33%	0%
FORD	ESCORT	2	2	0%	4	6	50%	6	8	33%	0%
FORD	IKON	10	5	-50%	2	3	50%	12	8	-33%	0%
GENERAL MOTORS	C-30,35,36,3500 CAJA SECA	4	5	25%	2	3	50%	6	8	33%	0%
ISUZU	ELF 450	6	8	33%	2		-100%	8	8	0%	0%
ISUZU	ELF600	4	7	75%		1	100%	4	8	100%	0%
MERCEDES BENZ	SPRINTER PASAJEROS	8	7	-13%	1	1	0%	9	8	-11%	0%
MITSUBISHI	OUTLANDER	21	6	-71%	4	2	-50%	25	8	-68%	0%
RENAULT	MEGANE	6	4	-33%	2	4	100%	8	8	0%	0%
VOLVO	S60	4	6	50%		2	100%	4	8	100%	0%
BMW	X4	1	6	500%		1	100%	1	7	600%	0%
CARABELA	111-250	6	4	-33%	1	3	200%	7	7	0%	0%
CHRYSLER	CALIBER	6	5	-17%	2	2	0%	8	7	-13%	0%
CHRYSLER	JEEP RENEGADE	2	6	200%		1	100%	2	7	250%	0%
CHRYSLER	RAM 1500	8	5	-38%	7	2	-71%	15	7	-53%	0%
FORD	COURIER PICK UP	1	3	200%	1	4	300%	2	7	250%	0%
FORD	MUSTANG	8	5	-38%		2	100%	8	7	-13%	0%
GENERAL MOTORS	ASTRA	13	4	-69%	3	3	0%	16	7	-56%	0%
GENERAL MOTORS	BLAZER	2		-100%	8	7	-13%	10	7	-30%	0%
GENERAL MOTORS	LUV PICK UP,ESTACAS, CREW CAB		4	100%	3	3	0%	3	7	133%	0%
GENERAL MOTORS	SIERRA PICK UP	7	5	-29%		2	100%	7	7	0%	0%
GENERAL MOTORS	TRAVERSE	17	7	-59%	3		-100%	20	7	-65%	0%
GENERAL MOTORS	YUKON	5	7	40%	2		-100%	7	7	0%	0%
MAZDA	5	4	7	75%	2		-100%	6	7	17%	0%
SUZUKI	IGNIS	2	6	200%	1	1	0%	3	7	133%	0%
VENTO	111-250	4	3	-25%	5	4	-20%	9	7	-22%	0%
VOLKSWAGEN	CADDY	6	5	-17%	1	2	100%	7	7	0%	0%
VOLKSWAGEN	GOLF MODELO 92 Y ANTERIORES	4	3	-25%	4	4	0%	8	7	-13%	0%
AUDI	A5	7	3	-57%	1	3	200%	8	6	-25%	0%
CHRYSLER	GRAND CARAVAN	2	2	0%	9	4	-56%	11	6	-45%	0%
CHRYSLER	JEEP LIBERTY	8	5	-38%	2	1	-50%	10	6	-40%	0%
CHRYSLER	SHADOW		2	100%	6	4	-33%	6	6	0%	0%
GENERAL MOTORS	C-20,MAXICAB, R 25,C250 PICK UP	4	3	-25%	7	3	-57%	11	6	-45%	0%
GENERAL MOTORS	CAMARO	7	6	-14%	1		-100%	8	6	-25%	0%
GENERAL MOTORS	TERRAIN	7	5	-29%	1	1	0%	8	6	-25%	0%
HONDA	PILOT	11	5	-55%	2	1	-50%	13	6	-54%	0%
ISUZU	ELF 200	10	3	-70%	4	3	-25%	14	6	-57%	0%
ISUZU	ELF 300	17	5	-71%	2	1	-50%	19	6	-68%	0%
KIA	OPTIMA	2	6	200%			100%	2	6	200%	0%
MERCEDES BENZ	CLASE GLC	1	5	400%		1	100%	1	6	500%	0%
MITSUBISHI	ASX	3	5	67%		1	100%	3	6	100%	0%
NISSAN	INFINITI MODELOS ANTERIORES	1	6	500%			100%	1	6	500%	0%
NISSAN	MURANO	3	5	67%		1	100%	3	6	100%	0%
SEAT	CORDOBA	5	4	-20%	2	2	100%	5	6	20%	0%
SEMIREMOLQUES	VOLTEO	11	4	-64%		2	100%	11	6	-45%	0%
AUDI	S3	2	4	100%		1	100%	2	5	150%	0%
BMW	1001-2000	4	4	0%		1	100%	4	5	25%	0%
BMW	651-1000	3	3	0%	1	2	100%	4	5	25%	0%
BUICK	ENCLAVE	4	4	0%		1	100%	4	5	25%	0%
CHRYSLER	CHARGER		5	100%			100%	0	5	100%	0%
CHRYSLER	DAKOTA PICK UP	2	2	0%	4	3	-25%	6	5	-17%	0%

CHRYSLER	DART	2	4	100%		1	100%	2	5	150%	0%
CHRYSLER	RAM PASAJEROS	2	2	0%		3	100%	2	5	150%	0%
FORD	4 X 2 CAJA SECA	2	2	0%	1	3	200%	3	5	67%	0%
GENERAL MOTORS	CARRIOL, EXPRESS CARGO VAN	5	4	-20%	5	1	-80%	10	5	-50%	0%
GENERAL MOTORS	COLORADO PICK UP	2	5	150%	1		-100%	3	5	67%	0%
KIA	NIRO HIBRIDO		4	100%	1	1	0%	1	5	400%	0%
MAZDA	MX5	1	3	200%		2	100%	1	5	400%	0%
MERCEDES BENZ	SPRINTER CARGO VAN (316, 315)	2	4	100%		1	100%	2	5	150%	0%
PEUGEOT	207	11	4	-64%	8	1	-88%	19	5	-74%	0%
PEUGEOT	208	8	3	-63%	1	2	100%	9	5	-44%	0%
PEUGEOT	PARTNER FURGON	7	4	-43%	5	1	-80%	12	5	-58%	0%
RENAULT	KANGOO PASAJEROS	4	1	-75%	2	4	100%	6	5	-17%	0%
RENAULT	SCALA	7	4	-43%	2	1	-50%	9	5	-44%	0%
SUZUKI	ERTIGA		4	100%		1	100%	0	5	100%	0%
VOLKSWAGEN	6 X 2 CAJA SECA	1	4	300%		1	100%	1	5	400%	0%
VOLKSWAGEN	AMAROK	12	5	-58%			100%	12	5	-58%	0%
VOLKSWAGEN	EUROVAN PASAJEROS	7	4	-43%	3	1	-67%	10	5	-50%	0%
VOLKSWAGEN	UP	10	4	-60%		1	100%	10	5	-50%	0%
ACURA	MDX	6	2	-67%	1	2	100%	7	4	-43%	0%
AUDI	Q7	3	3	0%		1	100%	3	4	33%	0%
BMW	SERIE 2		3	100%	1	1	0%	1	4	300%	0%
BMW	SERIE 4	2	2	0%		2	100%	2	4	100%	0%
CHRYSLER	D-350, RAM 3500, 4000 CAJA CONTENEDOR	2	3	50%		1	100%	2	4	100%	0%
CHRYSLER	DURANGO	12	3	-75%	1	1	0%	13	4	-69%	0%
CHRYSLER	NITRO	6	4	-33%			100%	6	4	-33%	0%
CHRYSLER	RAM PICK UP	6	2	-67%	1	2	100%	7	4	-43%	0%
CHRYSLER	STRATUS Y BREEZE	2	1	-50%	10	3	-70%	12	4	-67%	0%
DINA	6 X 2, 6 X 4 TRACTOCAMION	2	3	50%	1	1	0%	3	4	33%	0%
FIAT	PALIO	2	2	0%	1	2	100%	3	4	33%	0%
FORD	ECONOLINE PASAJEROS	6	2	-67%	6	2	-67%	12	4	-67%	0%
FORD	EXPLORER PICK UP	3	3	0%	1	1	0%	4	4	0%	0%
FRONTERIZOS	AUTOMOVILES	34	1	-97%	3	3	0%	37	4	-89%	0%
GENERAL MOTORS	VENTURE	4	1	-75%	5	3	-40%	9	4	-56%	0%
IRON CLAN MOTORS	111 250	1	1	0%	1	3	200%	2	4	100%	0%
JAC	HFC		2	100%		2	100%	0	4	100%	0%
JAC	SEI 2	1	4	300%			100%	1	4	300%	0%
KURAZAI	111-250	2	4	100%			100%	2	4	100%	0%
MERCEDES BENZ	AUTOBUS URBANO	9	4	-56%	1		-100%	10	4	-60%	0%
MERCEDES BENZ	CLASE E	4	1	-75%	2	3	50%	6	4	-33%	0%
MERCEDES BENZ	CLASE CLA	2	4	100%			100%	2	4	100%	0%
MERCURY	SABLE		3	100%		1	100%	0	4	100%	0%
NISSAN	APRIO	7	2	-71%	1	2	100%	8	4	-50%	0%
SUZUKI	S CROSS	5	4	-20%			100%	5	4	-20%	0%
TOYOTA	HIACE SERVICIO PÚBLICO		2	100%	1	2	100%	1	4	300%	0%
VOLKSWAGEN	TOUAREG	2	3	50%		1	100%	2	4	100%	0%
VOLKSWAGEN	TRANSPORTER	8	4	-50%	2		-100%	10	4	-60%	0%
VOLKSWAGEN	TRANSPORTER PASAJEROS	13	3	-77%		1	100%	13	4	-69%	0%
VOLVO	S40	7	1	-86%	2	3	50%	9	4	-56%	0%
VOLVO	XC60	3	3	0%		1	100%	3	4	33%	0%
BMW	X6	1	2	100%		1	100%	1	3	200%	0%
CHRYSLER	CHALLENGER	2	2	0%		1	100%	2	3	50%	0%
CHRYSLER	H 100 CARGA	3	1	-67%	2	2	0%	5	3	-40%	0%
CHRYSLER	PT CRUISER	1	1	0%	2	2	0%	3	3	0%	0%
CHRYSLER	RAM QUAD CAB PICK UP CREW CAB		3	100%			100%	0	3	100%	0%
CHRYSLER	RAM VAN, H100 VAN	2	3	50%	3		-100%	5	3	-40%	0%
DINA	MICROBUS URBANOS	1	2	100%		1	100%	1	3	200%	0%
FIAT	MOBI		3	100%	1		-100%	1	3	200%	0%
FORD	F-200, B-200, F- 250 PICK UP	2	1	-50%	1	2	100%	3	3	0%	0%
FORD	KA	2	1	-50%	2	2	0%	4	3	-25%	0%
FORD	THUNDERBIRD	4	3	-25%	2		-100%	6	3	-50%	0%
GENERAL MOTORS	KODIAK 6 X 4 VOLTEO	2	3	50%			100%	2	3	50%	0%
GENERAL MOTORS	SUNFIRE		1	100%	3	2	-33%	3	3	0%	0%
HARLEY-DAVIDSON	1001-2000	1	2	100%		1	100%	1	3	200%	0%
HINO	CAJA REFRIGERADA	1	2	100%		1	100%	1	3	200%	0%
HONDA	251-650	1	3	200%	1		-100%	2	3	50%	0%
HONDA	50-110	2	2	0%		1	100%	2	3	50%	0%
HYUNDAI	H300		3	100%			100%	0	3	100%	0%
INTERNATIONAL	4 X 2 CAJA REDILAS, CHASIS	3	1	-67%		2	100%	3	3	0%	0%
INTERNATIONAL	4 X 2 CAJA SECA, CHASIS	6	3	-50%			100%	6	3	-50%	0%
LAND ROVER	LR	1	2	100%		1	100%	1	3	200%	0%
MERCEDES BENZ	CLASE B	4	3	-25%	1		-100%	5	3	-40%	0%
MERCEDES BENZ	CLASE ML	1	3	200%			100%	1	3	200%	0%
MERCEDES BENZ	SMART		1	100%	1	2	100%	1	3	200%	0%

mitsubishi	endeavor	2	1	-50%	1	2	100%	3	3	0%	0%
NISSAN	CABSTAR CAJA SECA ESTANDAR	5	1	-80%	1	2	100%	6	3	-50%	0%
NISSAN	MAXIMA	3	2	-33%	1	1	0%	4	3	-25%	0%
PEUGEOT	3008	2	2	0%	2	1	-50%	4	3	-25%	0%
PEUGEOT	307		1	100%		2	100%	0	3	100%	0%
PORSCHE	CAYENNE		3	100%			100%	0	3	100%	0%
RENAULT	OROCH		3	100%			100%	0	3	100%	0%
STERLING	4 X 2 CAJA SECA		3	100%			100%	0	3	100%	0%
TANK	111-250	1	1	0%		2	100%	1	3	200%	0%
TOYOTA	CHR		2	100%	1	1	0%	1	3	200%	0%
VOLKSWAGEN	CRAFTER VAN	6	3	-50%	2		-100%	8	3	-63%	0%
VOLKSWAGEN	DERBY	3	1	-67%	4	2	-50%	7	3	-57%	0%
VOLKSWAGEN	EUROVAN PANEL	1		-100%	2	3	50%	3	3	0%	0%
VOLKSWAGEN	LUPO	4	2	-50%	2	1	-50%	6	3	-50%	0%
YAMAHA	1001-2000	4	3	-25%	3		-100%	7	3	-57%	0%
ACURA	TL	1	2	100%			100%	1	2	100%	0%
AUDI	A7	2	2	0%			100%	2	2	0%	0%
AUDI	TT	4	2	-50%			100%	4	2	-50%	0%
BAIC	D20	2	1	-50%		1	100%	2	2	0%	0%
BMW	SERIE 5	3	2	-33%	1		-100%	4	2	-50%	0%
BUICK	ENVISION	1	2	100%			100%	1	2	100%	0%
CADILLAC	ESCALADE	2	2	0%			100%	2	2	0%	0%
CBO	2200		2	100%			100%	0	2	100%	0%
CHRYSLER	200	1	2	100%	1		-100%	2	2	0%	0%
CHRYSLER	300	2	1	-50%		1	100%	2	2	0%	0%
CHRYSLER	4 X 2 CAJA SECA		2	100%			100%	0	2	100%	0%
CHRYSLER	D-100, H100 PICK UP		1	100%	1	1	0%	1	2	100%	0%
CHRYSLER	D-350,RAM 3500 QUAD CAB PICK UP	3	2	-33%	2		-100%	5	2	-60%	0%
CHRYSLER	D-350,RAM 3500,4000 PLATAFORMA	5	2	-60%	4		-100%	9	2	-78%	0%
CHRYSLER	H100 PASAJEROS	1	1	0%		1	100%	1	2	100%	0%
CHRYSLER	RAM CHARGER	4	1	-75%	2	1	-50%	6	2	-67%	0%
CHRYSLER	RAM MEGA PICK UP	1	2	100%			100%	1	2	100%	0%
CHRYSLER	RAM PROMASTER		1	100%		1	100%	0	2	100%	0%
ESPECIALES	VEHICULOS INDUSTRIALES,AGRICOLAS, CONTRATISTAS	5	1	-80%		1	100%	5	2	-60%	0%
FIAT	DUCATO		2	100%	2		-100%	2	2	0%	0%
FORD	ECONOLINE CARGO VAN	2	1	-50%	2	1	-50%	4	2	-50%	0%
FORD	F-350,450,550 CAJA MUDANCERA	2	2	0%			100%	2	2	0%	0%
FORD	F-350,450,550 PLATAFORMA	13	2	-85%	1		-100%	14	2	-86%	0%
FORD	FREESTAR			100%	2	2	0%	2	2	0%	0%
FORD	MONDEO		1	100%	1	1	0%	1	2	100%	0%
FRONTERIZOS	COMERCIALES	2	2	0%	1		-100%	3	2	-33%	0%
GENERAL MOTORS	C-30,35,36, 3500 CAJA REFRIGERADA		1	100%		1	100%	0	2	100%	0%
GENERAL MOTORS	G3	1	2	100%			100%	1	2	100%	0%
GENERAL MOTORS	G-30,WAGON,CARGO VAN	1		-100%	1	2	100%	2	2	0%	0%
GENERAL MOTORS	MERIVA	1	1	0%	2	1	-50%	3	2	-33%	0%
GENERAL MOTORS	TORRENT			100%		2	100%	0	2	100%	0%
GENERAL MOTORS	VECTRA	1	1	0%	1	1	0%	2	2	0%	0%
GIANT	CAJA SECA	4	2	-50%	1		-100%	5	2	-60%	0%
HYUNDAI	SONATA	1	2	100%			100%	1	2	100%	0%
INTERNATIONAL	AUTOBUS URBANO	2	2	0%			100%	2	2	0%	0%
INTERNATIONAL	CITYSTAR	1	2	100%			100%	1	2	100%	0%
JAC	SEI 3	3	2	-33%			100%	3	2	-33%	0%
KEEWAY	111 250	2	2	0%	1		-100%	3	2	-33%	0%
KIA	SEDONA		2	100%			100%	0	2	100%	0%
LAND ROVER	DISCOVERY		2	100%			100%	0	2	100%	0%
LINCOLN	MKC	3	1	-67%		1	100%	3	2	-33%	0%
LINCOLN	MKZ		2	100%			100%	0	2	100%	0%
MAN	CABINA XL 6 X 4		2	100%			100%	0	2	100%	0%
MAZDA	PICK UP		1	100%		1	100%	0	2	100%	0%
MERCEDES BENZ	CLASE CL		1	100%	1	1	0%	1	2	100%	0%
MERCEDES BENZ	SPRINTER SERVICIO PÚBLICO	1	1	0%		1	100%	1	2	100%	0%
MERCEDES BENZ Y											
FREIGHLINER	6 X 4 VOLTEO	1	2	100%			100%	1	2	100%	0%
NISSAN	LUCINO	1		-100%	4	2	-50%	5	2	-60%	0%
OTRA	111- 250	1	2	100%			100%	1	2	100%	0%
PEUGEOT	206	5	1	-80%	3	1	-67%	8	2	-75%	0%
PORSCHE	911			100%		2	100%	0	2	100%	0%
RENAULT	KANGOO VAN	2	1	-50%	1	1	0%	3	2	-33%	0%
SAAB	9-3'	1	2	100%	2		-100%	3	2	-33%	0%
SEMIREMOLQUES	CAJA GANADERA	1	2	100%			100%	1	2	100%	0%
STERLING	STERLING		2	100%			100%	0	2	100%	0%
VOLKSWAGEN	CROSSGOLF		2	100%			100%	0	2	100%	0%

VOLKSWAGEN	POINTER PICK UP	1	1	0%	2	1	-50%	3	2	-33%	0%
VOLKSWAGEN	TERAMONT		2	100%			100%	0	2	100%	0%
ACURA	ILX	3	1	-67%			100%	3	1	-67%	0%
ACURA	RL		1	100%			100%	0	1	100%	0%
ACURA	TLX		1	100%			100%	0	1	100%	0%
ACURA	ZDX			100%		1	100%	0	1	100%	0%
ALESSIA CARABELA	111 250			100%		1	100%	0	1	100%	0%
AUDI	S5		1	100%			100%	0	1	100%	0%
AUTOCAR	AUTOCAR		1	100%			100%	0	1	100%	0%
BAIC	X25	2		-100%		1	100%	2	1	-50%	0%
BAJAJ	50-110		1	100%			100%	0	1	100%	0%
BENELLI	111-250		1	100%			100%	0	1	100%	0%
BMW	SERIE M	3		-100%		1	100%	3	1	-67%	0%
BMW	X2	1	1	0%			100%	1	1	0%	0%
BUICK	CENTURY			100%		1	100%	0	1	100%	0%
BUICK	ENCORE	9	1	-89%			100%	9	1	-89%	0%
BUICK	VERANO		1	100%			100%	0	1	100%	0%
CADILLAC	SRX			100%	1	1	0%	1	1	0%	0%
CHRYSLER	ASPEN		1	100%	1		-100%	1	1	0%	0%
CHRYSLER	CIRRUS			100%	3	1	-67%	3	1	-67%	0%
CHRYSLER	CONCORDE			100%		1	100%	0	1	100%	0%
CHRYSLER	CORDOBA,MONACO, LE BARON	1		-100%		1	100%	1	1	0%	0%
CHRYSLER	D-250 PICK UP			100%	1	1	0%	1	1	0%	0%
CHRYSLER	INTREPID			100%		1	100%	0	1	100%	0%
CHRYSLER	JEEP WAGONEER	1	1	0%			100%	1	1	0%	0%
CHRYSLER	PACIFICA	1	1	0%			100%	1	1	0%	0%
CHRYSLER	RAM RUNNER, SRT PICK UP		1	100%			100%	0	1	100%	0%
CHRYSLER	RAM VAN, MAXI VAN	1	1	0%	2		-100%	3	1	-67%	0%
DINA	4 X 2 CAJA REDILAS		1	100%			100%	0	1	100%	0%
DINA	6 X 4 VOLTEO	1		-100%	4	1	-75%	5	1	-80%	0%
DINAMO	111-250	1		-100%		1	100%	1	1	0%	0%
DUCATI	111 250		1	100%			100%	0	1	100%	0%
DUCATI	651-1000	7	1	-86%	1		-100%	8	1	-88%	0%
FAMSA	CABINA 6 X 4 3 EJES	1	1	0%			100%	1	1	0%	0%
FAW	F1			100%		1	100%	0	1	100%	0%
FERRARI	F355		1	100%			100%	0	1	100%	0%
FIAT	BRAVO		1	100%			100%	0	1	100%	0%
FIAT	GRANDE PUNTO	3	1	-67%			100%	3	1	-67%	0%
FIAT	IDEA			100%		1	100%	0	1	100%	0%
FORD	AEROSTAR			100%		1	100%	0	1	100%	0%
FORD	AUTOBUS URBANO		1	100%			100%	0	1	100%	0%
FORD	F-350,450,550 CAJA GRUA	1	1	0%			100%	1	1	0%	0%
FORD	F-350,450,550 CAJA REFRIGERADA	5	1	-80%	6		-100%	11	1	-91%	0%
FOTON	AUMARK 2000		1	100%			100%	0	1	100%	0%
FOTON	AUMARK 5000		1	100%			100%	0	1	100%	0%
FOTON	AUMARK 6000	1		-100%		1	100%	1	1	0%	0%
FOTON	FOTON		1	100%			100%	0	1	100%	0%
GENERAL MOTORS	4 X 2 CAJA SECA	1	1	0%			100%	1	1	0%	0%
GENERAL MOTORS	C-30,35,36,3500 CAJA CONTENEDOR		1	100%			100%	0	1	100%	0%
GENERAL MOTORS	CANYON PICK UP		1	100%			100%	0	1	100%	0%
GENERAL MOTORS	CORVETTE	1		100%			100%	0	1	100%	0%
GENERAL MOTORS	CUTLASS	1		-100%	1	1	0%	2	1	-50%	0%
GENERAL MOTORS	EIGHTY EIGHT		1	100%			100%	0	1	100%	0%
GENERAL MOTORS	EXPRESS, WAGON SERVICIO PÚBLICO			100%	1	1	0%	1	1	0%	0%
GENERAL MOTORS	FIREBIRD TRANS AM	1		100%			100%	0	1	100%	0%
GENERAL MOTORS	G5	1		-100%		1	100%	1	1	0%	0%
GENERAL MOTORS	MONTANA		1	100%			100%	0	1	100%	0%
GENERAL MOTORS	TRACKER	1		-100%	3	1	-67%	4	1	-75%	0%
GENERAL MOTORS	UPLANDER	2		-100%	3	1	-67%	5	1	-80%	0%
GENERAL MOTORS	ZAFIRA	2	1	-50%			100%	2	1	-50%	0%
GIANT	PICK-UP	1	1	0%	3		-100%	4	1	-75%	0%
HINO	300 HIBRIDO	1		-100%		1	100%	1	1	0%	0%
HONDA	1001-2000		2	-100%	1	1	0%	3	1	-67%	0%
HONDA	651-1000		1	100%	1		-100%	1	1	0%	0%
HONDA	CIVIC HIBRIDO	1	1	0%			100%	1	1	0%	0%
HONDA	CROSSTOUR			100%		1	100%	0	1	100%	0%
HONDA	RID LINE PICK UP			100%		1	100%	0	1	100%	0%
HUMMER	H3	1	1	0%	2		-100%	3	1	-67%	0%
HYUNDAI	H200		1	100%			100%	0	1	100%	0%
HYUNDAI	IONIQ HIBRIDO		1	100%	1		-100%	1	1	0%	0%
INFINITI	INFINITI I30, I35, Q45	1	1	0%			100%	1	1	0%	0%
INFINITI	Q60		1	100%			100%	0	1	100%	0%
INFINITI	QX50		1	100%			100%	0	1	100%	0%
INFINITI	QX60	1	1	0%			100%	1	1	0%	0%

INFINITI	QX70		1	100%			100%	0	1	100%	0%	
INFINITI	QX80		1	100%			100%	0	1	100%	0%	
ISUZU	4 X 2 CAJA REFRIGERADA		1	100%			100%	0	1	100%	0%	
ISUZU	4 X 2 CAJA SECA	8	1	-88%			100%	8	1	-88%	0%	
ISUZU	FORWARD 1100		1	100%			100%	0	1	100%	0%	
ISUZU	FORWARD 800		1	100%			100%	0	1	100%	0%	
IZUKA	111-250			100%		2	1	-50%	2	1	-50%	0%
JAC	J4		1	100%			100%	0	1	100%	0%	
KAWASAKI	1001-2000			100%		1	1	0%	1	1	0%	0%
KAWASAKI	111-250			100%			1	100%	0	1	100%	0%
KAWASAKI	651-1000		1	100%			100%	0	1	100%	0%	
KTM	50-110			100%			1	100%	0	1	100%	0%
LAND ROVER	DEFENDER		1	100%			100%	0	1	100%	0%	
LAND ROVER	FREELANDER		1	100%			100%	0	1	100%	0%	
LAND ROVER	RANGE ROVER		1	100%			100%	0	1	100%	0%	
LEGALIZADO	COMERCIALES	1		-100%			1	100%	1	1	0%	0%
LEGALIZADO	TRACTOCAMION	1		-100%			1	100%	1	1	0%	0%
LINCOLN	MKX	3	1	-67%			100%	3	1	-67%	0%	
LINCOLN	NAUTILUS		1	100%			100%	0	1	100%	0%	
LINCOLN	NAVIGATOR	3	1	-67%		1		-100%	4	1	-75%	0%
MACK	MACK			100%			1	100%	0	1	100%	0%
MASERATI	QUATTROPORTE			100%			1	100%	0	1	100%	0%
MB MOTOS	111 250	1		-100%		1	1	0%	2	1	-50%	0%
MERCEDES BENZ	CLASE GLE	1	1	0%			100%	1	1	0%	0%	
MERCEDES BENZ	CLASE GLS		1	100%			100%	0	1	100%	0%	
MERCEDES BENZ	SPRINTER CAJA SECA (316,315)	4	1	-75%			100%	4	1	-75%	0%	
MERCEDES BENZ	SPRINTER CAJA SECA (416,415)		1	100%		1		-100%	1	1	0%	0%
MERCEDES BENZ	SPRINTER CREW 316,416,515		1	100%			100%	0	1	100%	0%	
MERCURY	MARINER	1		-100%		1	1	0%	2	1	-50%	0%
MITSUBISHI	ECLIPSE		1	100%			100%	0	1	100%	0%	
MITSUBISHI	MONTERO	3	1	-67%			100%	3	1	-67%	0%	
NISSAN	240SX	2		-100%		1	1	0%	3	1	-67%	0%
NISSAN	370Z			100%		1	1	0%	1	1	0%	0%
NISSAN	ARMADA		1	100%			100%	0	1	100%	0%	
NISSAN	CABSTAR CAJA SECA EXTENDIDO	1	1	0%		1		-100%	2	1	-50%	0%
NISSAN	DATSUN	1	1	0%			100%	1	1	0%	0%	
NISSAN	MICRA	3	1	-67%			100%	3	1	-67%	0%	
NISSAN	QUEST			100%		1	1	0%	1	1	0%	0%
OTRA	251-650	1		-100%			1	100%	1	1	0%	0%
PEUGEOT	2008		1	100%		1		-100%	1	1	0%	0%
PEUGEOT	308	1	1	0%			100%	1	1	0%	0%	
PEUGEOT	407		1	100%			100%	0	1	100%	0%	
PEUGEOT	PARTNER FURGON P/LATERAL		1	100%			100%	0	1	100%	0%	
POLARIS	111-250			100%			1	100%	0	1	100%	0%
POLARIS	251-650		1	100%			100%	0	1	100%	0%	
QLINK	111-250		1	100%			100%	0	1	100%	0%	
RENAULT	RENAULT MODELO 86 Y ANTERIORES		1	100%		1		-100%	1	1	0%	0%
RENAULT	SAFRANE	1		-100%			1	100%	1	1	0%	0%
RENAULT	SCENIC	1		-100%			1	100%	1	1	0%	0%
RENAULT	TRAFIC CARGA		1	100%		1		-100%	1	1	0%	0%
RENAULT	TRAFIC PASAJEROS		1	100%			100%	0	1	100%	0%	
SCANIA	SCANIA		1	100%			100%	0	1	100%	0%	
SEAT	ALTEA	2		-100%			1	100%	2	1	-50%	0%
SEAT	EXEO		1	100%			100%	0	1	100%	0%	
SEAT	FREETRACK		1	100%			100%	0	1	100%	0%	
SEMIREMOLQUES	CAJA REFREQUERA	1	1	0%		2		-100%	3	1	-67%	0%
SEMIREMOLQUES	JAULA GANADERA RETRACTIL		1	100%			100%	0	1	100%	0%	
SEMIREMOLQUES	PLATAFORMA SEMI BAJA	10		-90%		1		-100%	11	1	-91%	0%
SEMIREMOLQUES	TOLVA (ALIMENTOS, QUIMICOS)	6	1	-83%			100%	6	1	-83%	0%	
SUBARU	BRZ		1	100%			100%	0	1	100%	0%	
SUBARU	OUTBACK			100%			1	100%	0	1	100%	0%
SUZUKI	1001-2000			100%			1	100%	0	1	100%	0%
TOROMEX	111-250			100%			1	100%	0	1	100%	0%
TOYOTA	SEQUOIA		1	100%			100%	0	1	100%	0%	
TRIUMPH	251-650			100%			1	100%	0	1	100%	0%
VAM	V. A. M.	1		-100%			1	100%	1	1	0%	0%
VELOCI MOTORS	111 250		1	100%			100%	0	1	100%	0%	
VELOCI MOTORS	251 650		1	100%			100%	0	1	100%	0%	
VENTO	251-650			100%			1	100%	0	1	100%	0%
VOLKSWAGEN	4 X 2 CAJA REDILAS	1	1	0%			100%	1	1	0%	0%	
VOLKSWAGEN	BORA SPORTWAGEN	1		-100%			1	100%	1	1	0%	0%
VOLKSWAGEN	CARIBE, BRASILIA, SAFARI			100%		1	1	0%	1	1	0%	0%
VOLKSWAGEN	COMBI			100%		1	1	0%	1	1	0%	0%
VOLKSWAGEN	COMBI,CARABEL SERVICIO PÚBLICO			100%			1	100%	0	1	100%	0%

VOLKSWAGEN	CORSAR, VARIANT		1	100%			100%	0	1	100%	0%
VOLKSWAGEN	CRAFTER CAJA SECA		2	-50%			100%	2	1	-50%	0%
VOLKSWAGEN	DERBY VAN		2	-50%		1	-100%	3	1	-67%	0%
VOLKSWAGEN	GOLF MODELO 92 AL 99		1	-100%		2	-50%	3	1	-67%	0%
VOLKSWAGEN	MICROBUS		1	0%			100%	1	1	0%	0%
VOLKSWAGEN	SHARAN		1	0%		2	-100%	3	1	-67%	0%
VOLKSWAGEN	SPORTVAN		2	-100%			100%	2	1	-50%	0%
VOLKSWAGEN	VOLKSWAGEN		1	0%			100%	1	1	0%	0%
VOLVO	6 X 4 VOLTEO			100%			100%	0	1	100%	0%
VOLVO	AUTOBUS URBANO			100%			100%	0	1	100%	0%
VOLVO	V40		2	-50%			100%	2	1	-50%	0%
VOLVO	XC90		3	-100%			100%	3	1	-67%	0%
YAMAHA	651-1000		5	-80%		1	-100%	6	1	-83%	0%
ZHEJANG TAIZHOU VENTO	111 250			100%			100%	0	1	100%	0%
ACURA	TSX		1	-100%			100%	1	0	-100%	0%
ALFA ROMEO	147		1	-100%			100%	1	0	-100%	0%
ALFA ROMEO	GIULIETTA		1	-100%			100%	1	0	-100%	0%
ASTRA	CAMION		1	-100%			100%	1	0	-100%	0%
AUDI	Q2		2	-100%			100%	2	0	-100%	0%
AUDI	RS3			100%		1	-100%	1	0	-100%	0%
AUDI	RS6		1	-100%			100%	1	0	-100%	0%
BMW	SERIE 8		1	-100%			100%	1	0	-100%	0%
BUICK	LACROSSE			100%		1	-100%	1	0	-100%	0%
CHANGAN	PICK UP			100%		1	-100%	1	0	-100%	0%
CHRYSLER	6 X 2 CAJA MUDANCERA		1	-100%			100%	1	0	-100%	0%
CHRYSLER	D 300		1	-100%			100%	1	0	-100%	0%
CHRYSLER	D-150 PICK UP		1	-100%			100%	1	0	-100%	0%
CHRYSLER	D-350, RAM 3500, 4000 CAJA GRUA		1	-100%			100%	1	0	-100%	0%
CHRYSLER	D-350, RAM 3500, 4000 TANQUE		2	-100%			100%	2	0	-100%	0%
CHRYSLER	H100 CAJA SECA		1	-100%			100%	1	0	-100%	0%
CHRYSLER	H100 ESTACAS /D-100 ESTACAS		2	-100%			100%	2	0	-100%	0%
CHRYSLER	JEEP COMMANDER		2	-100%			100%	2	0	-100%	0%
CHRYSLER	NEW YORKER LH			100%		1	-100%	1	0	-100%	0%
CHRYSLER	RAM 3500, 4000 MICROBUS		2	-100%		2	-100%	4	0	-100%	0%
CHRYSLER	RAM AUTOBUS URBANO		1	-100%			100%	1	0	-100%	0%
CHRYSLER	VERNA			100%		5	-100%	5	0	-100%	0%
CHRYSLER	VOLARE, SUPER BEE, STEALTH			100%		1	-100%	1	0	-100%	0%
DINA	6 X 4 TOLVA		1	-100%			100%	1	0	-100%	0%
DINA	D-100, B-200, PICK - UP		1	-100%			100%	1	0	-100%	0%
DINA	D-3000, 3200, 3130 ESTACAS			100%		1	-100%	1	0	-100%	0%
DINAMO	251 650		1	-100%			100%	1	0	-100%	0%
DUCATI	1001-2000		3	-100%		1	-100%	4	0	-100%	0%
FAW	F4		1	-100%			100%	1	0	-100%	0%
FAW	PICK UP		1	-100%			100%	1	0	-100%	0%
FIAT	500L		1	-100%			100%	1	0	-100%	0%
FIAT	PANDA		1	-100%		1	-100%	2	0	-100%	0%
FIAT	PICK-UP STRADA ADVENTURE		1	-100%			100%	1	0	-100%	0%
FIAT	STILO SHUMACHER		1	-100%			100%	1	0	-100%	0%
FORD	F-800 6 X 2 VOLTEO		1	-100%			100%	1	0	-100%	0%
FORD	MUSTANG HASTA 84		3	-100%		1	-100%	4	0	-100%	0%
FORD	PINTO, MAVERICK, FAIRMONT, TOPAZ			100%		2	-100%	2	0	-100%	0%
FORD	RANGER ESTACAS		2	-100%		1	-100%	3	0	-100%	0%
FOTON	AUTOBUSES URBANOS		1	-100%			100%	1	0	-100%	0%
GENERAL MOTORS	4 X 2 CAJA REDILAS		2	-100%			100%	2	0	-100%	0%
GENERAL MOTORS	AVALANCHE		1	-100%			100%	1	0	-100%	0%
GENERAL MOTORS	C-30, 35, 36, 3500 CAJA MUDANCERA		1	-100%			100%	1	0	-100%	0%
GENERAL MOTORS	C-30, C-35, C-36, C-3500, PLATAFORMA		6	-100%		1	-100%	7	0	-100%	0%
GENERAL MOTORS	CAVALIER MODELO 94 Y ANTERIORES		1	-100%		1	-100%	2	0	-100%	0%
GENERAL MOTORS	CUTAWAY		1	-100%			100%	1	0	-100%	0%
GENERAL MOTORS	G6		1	-100%			100%	1	0	-100%	0%
GENERAL MOTORS	GMC		1	-100%		1	-100%	2	0	-100%	0%
GENERAL MOTORS	GRAN AM			100%		1	-100%	1	0	-100%	0%
GENERAL MOTORS	HHR		3	-100%		1	-100%	4	0	-100%	0%
GENERAL MOTORS	IMPALA			100%		1	-100%	1	0	-100%	0%
GENERAL MOTORS	MICROBUS		2	-100%			100%	2	0	-100%	0%
GENERAL MOTORS	SILHOUETTE		1	-100%		1	-100%	2	0	-100%	0%
GENERAL MOTORS	SONORA		1	-100%			100%	1	0	-100%	0%
GENERAL MOTORS	TRAIL BLAZER		2	-100%			100%	2	0	-100%	0%
HARLEY-DAVIDSON	111-250		3	-100%			100%	3	0	-100%	0%
HARLEY-DAVIDSON	251-650		1	-100%			100%	1	0	-100%	0%
HARLEY-DAVIDSON	651-1000		1	-100%		1	-100%	2	0	-100%	0%
HERCULES	111 250		1	-100%			100%	1	0	-100%	0%
INFINITI	M56		1	-100%			100%	1	0	-100%	0%

INFINITI	Q50	3	-100%		100%	3	0	-100%	0%		
INFINITI	Q70	3	-100%		100%	3	0	-100%	0%		
INTERNATIONAL	4 X 2 CAJA MUDANCERA	4	-100%		100%	4	0	-100%	0%		
INTERNATIONAL	4 X 2 CAJA REFRIGERADA	1	-100%		100%	1	0	-100%	0%		
INTERNATIONAL	4 X 2 PLATAFORMA	1	-100%		100%	1	0	-100%	0%		
INTERNATIONAL	6 X 2 CAJA SECA	1	-100%		100%	1	0	-100%	0%		
INTERNATIONAL	6 X 4 VOLTEO	1	-100%		100%	1	0	-100%	0%		
KENWORTH	4 X 2 CAJA REDILAS	3	-100%		100%	3	0	-100%	0%		
KENWORTH	6 X 2 CAJA REDILAS	1	-100%		100%	1	0	-100%	0%		
KENWORTH	6 X 2 PLATAFORMA	1	-100%		100%	1	0	-100%	0%		
LAND ROVER	EVOQUE	1	-100%		100%	1	0	-100%	0%		
LEGALIZADO	AUTOMOVILES		100%	6	-100%	6	0	-100%	0%		
LEGALIZADO	CAMION	1	-100%		100%	1	0	-100%	0%		
LINCOLN	LS	1	-100%		100%	1	0	-100%	0%		
LINCOLN	MARK LT PICK UP	1	-100%		100%	1	0	-100%	0%		
MERCEDES BENZ	CLASE CLS	1	-100%		100%	1	0	-100%	0%		
MERCEDES BENZ	CLASE GLK	1	-100%		100%	1	0	-100%	0%		
MERCEDES BENZ	CLASE S		100%	1	-100%	1	0	-100%	0%		
MERCEDES BENZ	VITO	1	-100%		100%	1	0	-100%	0%		
MERCEDES BENZ	VITO CARGO VAN	1	-100%		100%	1	0	-100%	0%		
MERCEDES BENZ Y FREIGHLINER	4 X 2 CAJA MUDANCERA	2	-100%		100%	2	0	-100%	0%		
MERCEDES BENZ Y FREIGHLINER	4 X 2 PLATAFORMA	2	-100%		100%	2	0	-100%	0%		
MERCEDES BENZ Y FREIGHLINER	6 X 2 GRUA PERIFERICA	1	-100%		100%	1	0	-100%	0%		
MERCURY	MILAN	1	-100%		100%	1	0	-100%	0%		
NISSAN	300ZX		100%	1	-100%	1	0	-100%	0%		
NISSAN	ICHI VAN PASAJEROS	1	-100%	2	-100%	3	0	-100%	0%		
NISSAN	ICHI-VAN Y URVAN, SERVICIO PÚBLICO	7	-100%		100%	7	0	-100%	0%		
NISSAN	LEAF	1	-100%		100%	1	0	-100%	0%		
NISSAN	TITAN PICK UP	2	-100%		100%	2	0	-100%	0%		
NISSAN	TSUBAME		100%	6	-100%	6	0	-100%	0%		
OTRA	OTROS	11	-100%	13	-100%	24	0	-100%	0%		
PEUGEOT	406	1	-100%		100%	1	0	-100%	0%		
PEUGEOT	MANAGER CARGO VAN	1	-100%		100%	1	0	-100%	0%		
PEUGEOT	MANAGER PASAJEROS	2	-100%	1	-100%	3	0	-100%	0%		
PEUGEOT	PARTNER TEPEE	2	-100%	1	-100%	3	0	-100%	0%		
PIAGGIO	251-650	1	-100%	1	-100%	2	0	-100%	0%		
PIAGGIO	ESTACAS	6	-100%	5	-100%	11	0	-100%	0%		
POLARIS	651-1000	1	-100%		100%	1	0	-100%	0%		
PORSCHE	CAYMAN	1	-100%		100%	1	0	-100%	0%		
RENAULT	TRAFFIC PANEL	2	-100%		100%	2	0	-100%	0%		
SEMI-REMOLQUES	OTRO TIPO DE SEMI-REMOLQUE	9	-100%		100%	9	0	-100%	0%		
STERLING	4 X 2 CAJA REDILAS	1	-100%		100%	1	0	-100%	0%		
STERLING	6 X 2 CAJA SECA	2	-100%		100%	2	0	-100%	0%		
SUBARU	B9 TRIBECA		100%	1	-100%	1	0	-100%	0%		
SUBARU	FORESTER		100%	1	-100%	1	0	-100%	0%		
SUZUKI	251-650	2	-100%		100%	2	0	-100%	0%		
SUZUKI	651-1000	2	-100%		100%	2	0	-100%	0%		
SUZUKI	KIZASHI	1	-100%	1	-100%	2	0	-100%	0%		
SUZUKI	XL7	1	-100%		100%	1	0	-100%	0%		
TOYOTA	FJ CRUISER	3	-100%		100%	3	0	-100%	0%		
TOYOTA	MATRIX	3	-100%		100%	3	0	-100%	0%		
TOYOTA	TUNDRA PICK UP	4	-100%		100%	4	0	-100%	0%		
TURISTA	AUTOBUS	1	-100%		100%	1	0	-100%	0%		
TVS	111-250	1	-100%		100%	1	0	-100%	0%		
VOLKSWAGEN	COMBI PANEL	1	-100%	2	-100%	3	0	-100%	0%		
VOLKSWAGEN	CRAFTER PASAJEROS	1	-100%		100%	1	0	-100%	0%		
VOLKSWAGEN	EOS	1	-100%		100%	1	0	-100%	0%		
VOLKSWAGEN	POINTER STATION WAGON		100%	1	-100%	1	0	-100%	0%		
VOLKSWAGEN	ROUTAN	1	-100%		100%	1	0	-100%	0%		
VOLVO	S80	2	-100%		100%	2	0	-100%	0%		
VOLVO	V60	1	-100%		100%	1	0	-100%	0%		
TOTAL GENERAL		15092	12305	-18%	4794	5236	9%	19886	17541	-12%	100%

PORCENTAJE DE PARTICIPACIÓN POR TIPO DE ROBO Y POR AÑO.

76% 70%

24% 30%

OFICINA COORDINADORA DE RIESGOS ASEGURADOS (OCRA)

VEHÍCULOS ROBADOS AL SECTOR ASEGURADOR A: NIVEL NACIONAL, DURANTE EL PERIODO 01/01/2019-30/09/2019 Y SU COMPORTAMIENTO DURANTE EL MISMO PERIODO DE 2018, ORDENADO POR LOS TIPOS MÁS ROBADOS DURANTE 2019.

MARCA	TIPO	TOTAL A NIVEL NACIONAL									
		CON VIOLENCIA			ESTACIONADO			TOTAL			
		2018	2019	% DE INCR.	2018	2019	% DE INCR.	2018	2019	% DE INCR.	% DEL TOT.
NISSAN	TSURU	1161	763	-34%	3724	2614	-30%	4885	3377	-31%	5%
NISSAN	VERSA	2103	1652	-21%	783	1239	58%	2886	2891	0%	5%
GENERAL MOTORS	AVEO	1237	1311	6%	734	914	25%	1971	2225	13%	3%
NISSAN	NP300	1633	1151	-30%	732	863	18%	2365	2014	-15%	3%
KENWORTH	KENWORTH	1342	1265	-6%	569	670	18%	1911	1935	1%	3%
VOLKSWAGEN	VENTO	1457	1360	-7%	222	271	22%	1679	1631	-3%	3%
NISSAN	PICK-UP CORTO,LARGO,DOBLE,KING	720	574	-20%	1321	927	-30%	2041	1501	-26%	2%
ITALIKA	111-250	2459	468	-81%	1039	1000	-4%	3498	1468	-58%	2%
NISSAN	SENTRA	783	611	-22%	717	756	5%	1500	1367	-9%	2%
VOLKSWAGEN	JETTA Y CLASICO	1031	859	-17%	294	263	-11%	1325	1122	-15%	2%
HONDA	CRV	771	739	-4%	166	317	91%	937	1056	13%	2%
HONDA	111-250	603	436	-28%	474	575	21%	1077	1011	-6%	2%
FREIGHTLINER	FREIGHTLINER	565	675	19%	182	314	73%	747	989	32%	2%
NISSAN	MARCH	613	581	-5%	247	378	53%	860	959	12%	2%
NISSAN	ESTACAS CORTO,LARGO, CHASIS,	492	380	-23%	713	548	-23%	1205	928	-23%	1%
GENERAL MOTORS	BEAT	262	582	122%	101	302	199%	363	884	144%	1%
YAMAHA	111-250	384	387	1%	377	369	-2%	761	756	-1%	1%
FORD	F-350,F450,F550, ESTACAS,CHASIS CAB	656	502	-23%	322	230	-29%	978	732	-25%	1%
GENERAL MOTORS	SPARK	526	450	-14%	217	243	12%	743	693	-7%	1%
INTERNATIONAL	INTERNATIONAL	463	420	-9%	207	221	7%	670	641	-4%	1%
GENERAL MOTORS	SONIC	616	421	-32%	198	179	-10%	814	600	-26%	1%
SEMIREMOLQUES	CAJA SECA	551	468	-15%	111	130	17%	662	598	-10%	1%
NISSAN	TIIDA	366	299	-18%	261	298	14%	627	597	-5%	1%
TOYOTA	HILUX PICK UP	370	466	26%	104	116	12%	474	582	23%	1%
NISSAN	XTRAIL	601	424	-29%	81	120	48%	682	544	-20%	1%
NISSAN	FRONTIER PICK UP	335	317	-5%	263	225	-14%	598	542	-9%	1%
VOLKSWAGEN	GOL	472	403	-15%	145	136	-6%	617	539	-13%	1%
VOLKSWAGEN	NUEVO JETTA	510	380	-25%	160	141	-12%	670	521	-22%	1%
KIA	SPORTAGE	314	416	32%	45	67	49%	359	483	35%	1%
HONDA	CIVIC	185	246	33%	131	226	73%	316	472	49%	1%
SEAT	IBIZA	424	374	-12%	115	91	-21%	539	465	-14%	1%
MAZDA	3	414	353	-15%	116	97	-16%	530	450	-15%	1%
MAZDA	CX5	239	378	58%	38	62	63%	277	440	59%	1%
SEMIREMOLQUES	DOLLY	317	281	-11%	176	157	-11%	493	438	-11%	1%
TOYOTA	TACOMA PICK UP	299	317	6%	89	96	8%	388	413	6%	1%
GENERAL MOTORS	SILVERADO PICK UP (C- 2500)	213	212	0%	237	198	-16%	450	410	-9%	1%
KIA	RIO	239	330	38%	41	78	90%	280	408	46%	1%
FORD	FIGO	280	316	13%	59	89	51%	339	405	19%	1%
CHRYSLER	ATTITUDE	237	287	21%	78	108	38%	315	395	25%	1%
TOYOTA	YARIS	284	261	-8%	75	123	64%	359	384	7%	1%
HONDA	HR-V	250	289	16%	42	76	81%	292	365	25%	1%
GENERAL MOTORS	TRAX	249	241	-3%	76	116	53%	325	357	10%	1%
BAJAJ	111-250	317	136	-57%	275	211	-23%	592	347	-41%	1%
FORD	LOBO, KING RANCH PICK UP	194	280	44%	46	56	22%	240	336	40%	1%
NISSAN	KICKS	229	257	12%	15	60	300%	244	317	30%	0%
HONDA	CITY	245	229	-7%	75	82	9%	320	311	-3%	0%
SEMIREMOLQUES	TANQUE	202	165	-18%	176	142	-19%	378	307	-19%	0%
TOYOTA	RAV4	256	224	-13%	57	82	44%	313	306	-2%	0%
GENERAL MOTORS	CHEVY	78	65	-17%	227	240	6%	305	305	0%	0%
SEMIREMOLQUES	PLATAFORMA ALTA	192	231	20%	54	73	35%	246	304	24%	0%
MAZDA	CX-3	150	238	59%	29	42	45%	179	280	56%	0%
FORD	FIESTA	229	187	-18%	130	92	-29%	359	279	-22%	0%
MERCEDES BENZ Y FREIGHTLINER	4 X 2 CAJA SECA	197	167	-15%	80	110	38%	277	277	0%	0%
TOYOTA	COROLLA	245	179	-27%	75	91	21%	320	270	-16%	0%
NISSAN	URVAN PASAJEROS	151	132	-13%	128	135	5%	279	267	-4%	0%
SEMIREMOLQUES	REMOLQUES	144	189	31%	67	76	13%	211	265	26%	0%
SEMIREMOLQUES	CAJA REDILAS	124	130	5%	130	127	-2%	254	257	1%	0%
ARMADO	CAMION	132	117	-11%	126	138	10%	258	255	-1%	0%
TOYOTA	HIACE	135	165	22%	39	88	126%	174	253	45%	0%

FORD	F-100, F-150 PICK UP	167	160	-4%	89	78	-12%	256	238	-7%	0%
FORD	RANGER PICK UP	195	163	-16%	104	72	-31%	299	235	-21%	0%
YAMAHA	50-110	74	74	0%	152	157	3%	226	231	2%	0%
KIA	FORTE	176	182	3%	28	48	71%	204	230	13%	0%
TOYOTA	AVANZA	159	169	6%	47	49	4%	206	218	6%	0%
VOLKSWAGEN	POLO	210	167	-20%	36	47	31%	246	214	-13%	0%
INTERNATIONAL	CHASIS CABINA 6X4	112	129	15%	69	83	20%	181	212	17%	0%
GENERAL MOTORS	C-15,1500 PICK UP	76	59	-22%	204	152	-25%	280	211	-25%	0%
HYUNDAI	GRAND I10	160	163	2%	20	46	130%	180	209	16%	0%
HYUNDAI	TUCSON	152	173	14%	15	29	93%	167	202	21%	0%
VOLKSWAGEN	TIGUAN	89	158	78%	31	36	16%	120	194	62%	0%
CHRYSLER	JEEP WRANGLER	96	144	50%	48	47	-2%	144	191	33%	0%
CHRYSLER	RAM 2500	87	119	37%	45	70	56%	132	189	43%	0%
CHRYSLER	JEEP GRAND CHEROKEE	132	124	-6%	71	64	-10%	203	188	-7%	0%
FORD	FOCUS	134	111	-17%	66	75	14%	200	186	-7%	0%
VOLVO	VOLVO	109	103	-6%	53	82	55%	162	185	14%	0%
VOLKSWAGEN	GOLF	143	110	-23%	83	69	-17%	226	179	-21%	0%
HONDA	ACCORD	107	95	-11%	63	81	29%	170	176	4%	0%
GENERAL MOTORS	CRUZE	122	102	-16%	40	70	75%	162	172	6%	0%
SEMIRREMOLQUES	PLATAFORMA BAJA	133	117	-12%	40	55	38%	173	172	-1%	0%
CHRYSLER	D-350, RAM 3500,4000 CAJA SECA	121	121	0%	53	48	-9%	174	169	-3%	0%
KIA	SORENTO	117	133	14%	13	29	123%	130	162	25%	0%
RENAULT	DUSTER	140	107	-24%	37	55	49%	177	162	-8%	0%
FRONTERIZOS	AUTOMOVILES	81	29	-64%	118	126	7%	199	155	-22%	0%
CHRYSLER	VOYAGER	41	27	-34%	149	127	-15%	190	154	-19%	0%
GENERAL MOTORS	EQUINOX	72	101	40%	44	53	20%	116	154	33%	0%
MERCEDES BENZ Y											
FREIGHLINER	6 X 2 CAJA SECA	70	92	31%	52	60	15%	122	152	25%	0%
VOLKSWAGEN	SEDAN	14	13	-7%	144	139	-3%	158	152	-4%	0%
KENWORTH	6 X 2 CAJA SECA	55	81	47%	68	70	3%	123	151	23%	0%
GENERAL MOTORS	CHEYENNE,CHEYENNE SS PICK UP	72	75	4%	112	74	-34%	184	149	-19%	0%
FORD	ESCAPE	144	101	-30%	45	47	4%	189	148	-22%	0%
SEAT	TOLEDO	133	123	-8%	28	22	-21%	161	145	-10%	0%
GENERAL MOTORS	CAVALIER	28	91	225%	23	53	130%	51	144	182%	0%
BMW	COOPER	89	116	30%	20	25	25%	109	141	29%	0%
SUZUKI	SWIFT	94	103	10%	32	37	16%	126	140	11%	0%
HONDA	FIT	116	95	-18%	35	43	23%	151	138	-9%	0%
SEAT	LEON	113	112	-1%	18	26	44%	131	138	5%	0%
GENERAL MOTORS	SILVERADO PICK UP (C- 3500)	107	100	-7%	59	37	-37%	166	137	-17%	0%
GENERAL MOTORS	S-10 PICK UP	87	69	-21%	62	67	8%	149	136	-9%	0%
MITSUBISHI	L200 PICK UP DOBLE CABINA	72	109	51%	22	27	23%	94	136	45%	0%
GENERAL MOTORS	TORNADO,CHEVY PICK UP	81	67	-17%	57	65	14%	138	132	-4%	0%
VOLKSWAGEN	JETTA MODELO 92 AL 99	60	51	-15%	88	81	-8%	148	132	-11%	0%
VOLKSWAGEN	PASSAT	94	94	0%	36	36	0%	130	130	0%	0%
CHRYSLER	JOURNEY	138	93	-33%	58	36	-38%	196	129	-34%	0%
VOLKSWAGEN	BETLE	95	95	0%	49	32	-35%	144	127	-12%	0%
AUDI	A3	103	93	-10%	18	32	78%	121	125	3%	0%
GENERAL MOTORS	SIERRA PICK UP	76	103	36%	37	22	-41%	113	125	11%	0%
FORD	EXPLORER	74	65	-12%	48	53	10%	122	118	-3%	0%
VOLKSWAGEN	SAVEIRO	91	85	-7%	35	31	-11%	126	116	-8%	0%
GENERAL MOTORS	CHEVY C2	22	28	27%	77	85	10%	99	113	14%	0%
RENAULT	LOGAN	120	77	-36%	31	36	16%	151	113	-25%	0%
HYUNDAI	CRETA	78	94	21%	7	18	157%	85	112	32%	0%
BMW	SERIE 3	107	80	-25%	34	31	-9%	141	111	-21%	0%
TOYOTA	HIGHLANDER	89	92	3%	12	17	42%	101	109	8%	0%
KIA	SOUL	56	86	54%	10	19	90%	66	105	59%	0%
SEMIRREMOLQUES	CAJA REFRIGERADA	71	64	-10%	26	41	58%	97	105	8%	0%
VOLKSWAGEN	BORA	115	57	-50%	58	48	-17%	173	105	-39%	0%
FRONTERIZOS	COMERCIALES	26	30	15%	107	74	-31%	133	104	-22%	0%
GENERAL MOTORS	MATIZ	53	50	-6%	70	54	-23%	123	104	-15%	0%
MERCEDES BENZ	CLASE C	90	79	-12%	25	24	-4%	115	103	-10%	0%
SEMIRREMOLQUES	JAULA GANADERA	79	66	-16%	30	37	23%	109	103	-6%	0%
FORD	F-350,450,550 CAJA SECA	105	70	-33%	20	32	60%	125	102	-18%	0%
OTROS	OTROS	841	29	-97%	458	73	-84%	1299	102	-92%	0%
NISSAN	ALTIMA	70	46	-34%	75	54	-28%	145	100	-31%	0%
TURISTA	MOTOCICLETAS	18	47	161%	26	53	104%	44	100	127%	0%
CHRYSLER	RAM 1500	53	66	25%	41	33	-20%	94	99	5%	0%
KTM	111-250	49	55	12%	26	44	69%	75	99	32%	0%
SUZUKI	111-250	51	43	-16%	50	55	10%	101	98	-3%	0%
TOYOTA	SIENNA	76	62	-18%	32	36	13%	108	98	-9%	0%
CHRYSLER	JEEP CHEROKEE	52	59	13%	25	38	52%	77	97	26%	0%
FORD	ECOSPORT	69	62	-10%	33	35	6%	102	97	-5%	0%
FORD	F-350,450,550 CAJA CONTENEDOR	93	72	-23%	41	25	-39%	134	97	-28%	0%
BMW	251-650	38	35	-8%	40	61	53%	78	96	23%	0%

HYUNDAI	ACCENT	74	77	4%	11	18	64%	85	95	12%	0%
GENERAL MOTORS	SUBURBAN, CARRY ALL	50	38	-24%	58	55	-5%	108	93	-14%	0%
TOYOTA	CAMRY	58	61	5%	31	30	-3%	89	91	2%	0%
VOLKSWAGEN	AMAROK	73	73	0%	9	13	44%	82	86	5%	0%
VOLKSWAGEN	JETTA MODELO 92 Y ANTERIORES	47	56	19%	27	29	7%	74	85	15%	0%
VOLKSWAGEN	POINTER	34	25	-26%	56	59	5%	90	84	-7%	0%
HYUNDAI	ELANTRA	52	60	15%	10	23	130%	62	83	34%	0%
CHRYSLER	JEEP COMPASS	56	52	-7%	27	29	7%	83	81	-2%	0%
CHRYSLER	JEEP PATRIOT	52	42	-19%	38	39	3%	90	81	-10%	0%
NISSAN	ICHI-VAN PANEL, URVAN PANEL	46	35	-24%	74	44	-41%	120	79	-34%	0%
KENWORTH	4 X 2 CAJA SECA	55	37	-33%	26	41	58%	81	78	-4%	0%
HINO	CAJA SECA	85	63	-26%	24	12	-50%	109	75	-31%	0%
MAZDA	2	43	51	19%	10	24	140%	53	75	42%	0%
FORD	FUSION	45	51	13%	31	23	-26%	76	74	-3%	0%
GENERAL MOTORS	COLORADO PICK UP	61	53	-13%	12	20	67%	73	73	0%	0%
ISUZU	ELF 400	58	59	2%	19	14	-26%	77	73	-5%	0%
MAZDA	CX9	41	56	37%	15	17	13%	56	73	30%	0%
AUDI	A4	62	49	-21%	18	22	22%	80	71	-11%	0%
HONDA	ODYSSEY	42	43	2%	22	27	23%	64	70	9%	0%
SEMIREMOLQUES	PORTACONTENEDOR	59	55	-7%	12	15	25%	71	70	-1%	0%
CHRYSLER	RAM 700 PICK UP	39	48	23%	16	21	31%	55	69	25%	0%
MAZDA	6	42	48	14%	23	21	-9%	65	69	6%	0%
MERCEDES BENZ	CLASE GLC	15	65	333%	4	3	-25%	19	68	258%	0%
FORD	F-200, B-200, F- 250 PICK UP	34	37	9%	16	30	88%	50	67	34%	0%
GENERAL MOTORS	CAPTIVA	61	38	-38%	21	24	14%	82	62	-24%	0%
GENERAL MOTORS	MALIBU	47	28	-40%	43	33	-23%	90	61	-32%	0%
KTM	251-650	46	33	-28%	13	27	108%	59	60	2%	0%
PEUGEOT	301	41	45	10%	9	15	67%	50	60	20%	0%
FORD	RANGER CAJA SECA	36	43	19%	6	16	167%	42	59	40%	0%
HONDA	PILOT	55	39	-29%	13	20	54%	68	59	-13%	0%
ISLO	111-250	47	15	-68%	23	44	91%	70	59	-16%	0%
BMW	SERIE 1	40	47	18%	15	11	-27%	55	58	5%	0%
CHRYSLER	JEEP LIBERTY	35	27	-23%	27	31	15%	62	58	-6%	0%
YAMAHA	251-650	60	28	-53%	28	30	7%	88	58	-34%	0%
MAZDA	CX7	56	35	-38%	30	22	-27%	86	57	-34%	0%
ARMADO	TRACTOCAMION	23	39	70%	12	17	42%	35	56	60%	0%
HINO	300	37	48	30%	2	8	300%	39	56	44%	0%
BAJAJ	251-650	29	16	-45%	20	39	95%	49	55	12%	0%
CHRYSLER	NEON	24	23	-4%	27	32	19%	51	55	8%	0%
NISSAN	ROGUE	26	31	19%	14	24	71%	40	55	38%	0%
RENAULT	STEPWAY	72	40	-44%	15	15	0%	87	55	-37%	0%
AUDI	Q5	38	45	18%	8	9	13%	46	54	17%	0%
ISUZU	ELF 300	65	42	-35%	20	12	-40%	85	54	-36%	0%
CHRYSLER	TOWN & COUNTRY	18	18	0%	30	35	17%	48	53	10%	0%
MITSUBISHI	MIRAGE	27	34	26%	11	19	73%	38	53	39%	0%
GENERAL MOTORS	BLAZER	9	5	-44%	65	47	-28%	74	52	-30%	0%
VOLKSWAGEN	GOLF GTI	30	38	27%	17	14	-18%	47	52	11%	0%
GENERAL MOTORS	C-30,C35,C36,C3500, CHASIS ESTACAS	54	32	-41%	26	19	-27%	80	51	-36%	0%
ISUZU	ELF 500	41	34	-17%	5	17	240%	46	51	11%	0%
GENERAL MOTORS	C-20,MAXICAB, R 25,C250 PICK UP	21	13	-38%	53	37	-30%	74	50	-32%	0%
GENERAL MOTORS	TAHOE	46	27	-41%	36	23	-36%	82	50	-39%	0%
AUDI	Q3	29	40	38%	2	8	300%	31	48	55%	0%
FORD	MUSTANG	57	35	-39%	15	13	-13%	72	48	-33%	0%
GENERAL MOTORS	OPTRA	19	16	-16%	23	31	35%	42	47	12%	0%
TOYOTA	HIACE PANEL	53	43	-19%	9	4	-56%	62	47	-24%	0%
GENERAL MOTORS	TRACKER	9	3	-67%	26	43	65%	35	46	31%	0%
NISSAN	PATHFINDER	39	34	-13%	23	12	-48%	62	46	-26%	0%
TOYOTA	PRIUS	28	30	7%	4	16	300%	32	46	44%	0%
CHRYSLER	DURANGO	34	26	-24%	19	19	0%	53	45	-15%	0%
MITSUBISHI	OUTLANDER	48	28	-42%	17	17	0%	65	45	-31%	0%
AUDI	A1	43	25	-42%	15	19	27%	58	44	-24%	0%
FIAT	UNO	13	29	123%	9	15	67%	22	44	100%	0%
FORD	EDGE	50	33	-34%	12	11	-8%	62	44	-29%	0%
GENERAL MOTORS	CORSA	26	15	-42%	24	29	21%	50	44	-12%	0%
MERCEDES BENZ	CLASE CLA	20	41	105%	3	3	0%	23	44	91%	0%
SUZUKI	GRAND VITARA	26	26	0%	17	18	6%	43	44	2%	0%
MERCEDES BENZ	CLASE GLA	21	33	57%	3	10	233%	24	43	79%	0%
FORD	EXPEDITION	34	22	-35%	15	20	33%	49	42	-14%	0%
BMW	X3	34	33	-3%	13	8	-38%	47	41	-13%	0%
CHRYSLER	GRAND CARAVAN	3	10	233%	28	31	11%	31	41	32%	0%
GENERAL MOTORS	EXPRESS VAN PASAJEROS	33	8	-76%	85	33	-61%	118	41	-65%	0%
SUZUKI	VITARA	32	33	3%	5	8	60%	37	41	11%	0%
SUZUKI	CIAZ	26	29	12%	4	11	175%	30	40	33%	0%
GENERAL MOTORS	TERRAIN	28	31	11%	9	8	-11%	37	39	5%	0%

SEMIRREMOLQUES	VOLTEO	56	18	-68%	18	21	17%	74	39	-47%	0%
CHRYSLER	I 10	24	24	0%	8	14	75%	32	38	19%	0%
ISUZU	ELF600	28	32	14%	7	6	-14%	35	38	9%	0%
PEUGEOT	PARTNER FURGON	19	19	0%	15	19	27%	34	38	12%	0%
SEMIRREMOLQUES	TOLVA CEMENTERA	17	21	24%	18	17	-6%	35	38	9%	0%
MITSUBISHI	LANCER	35	20	-43%	22	17	-23%	57	37	-35%	0%
RENAULT	KOLEOS	29	29	0%	4	8	100%	33	37	12%	0%
VOLKSWAGEN	CROSSFOX	35	28	-20%	11	9	-18%	46	37	-20%	0%
CHRYSLER	AVENGER	12	18	50%	18	18	0%	30	36	20%	0%
FORD	4 X 2 CAJA REDILAS	16	29	81%	11	7	-36%	27	36	33%	0%
GENERAL MOTORS	CAMARO	31	23	-26%	12	13	8%	43	36	-16%	0%
NISSAN	PLATINA	30	17	-43%	33	19	-42%	63	36	-43%	0%
SEMIRREMOLQUES	CAJA ENCORTINADA	21	26	24%	10	10	0%	31	36	16%	0%
BMW	X1	27	31	15%	5	4	-20%	32	35	9%	0%
CHRYSLER	VISION	23	25	9%	8	10	25%	31	35	13%	0%
BMW	X5	32	26	-19%	11	8	-27%	43	34	-21%	0%
GENERAL MOTORS	ACADIA	34	25	-26%	20	9	-55%	54	34	-37%	0%
GENERAL MOTORS	ASTRA	18	11	-39%	26	23	-12%	44	34	-23%	0%
INTERNATIONAL	4 X 2 CAJA SECA	56	22	-61%	36	12	-67%	92	34	-63%	0%
NISSAN	JUKE	32	29	-9%	10	5	-50%	42	34	-19%	0%
NISSAN	TSUBAME	3	6	100%	41	28	-32%	44	34	-23%	0%
TOYOTA	TUNDRA PICK UP	26	25	-4%	6	9	50%	32	34	6%	0%
CHRYSLER	ATOS	24	15	-38%	26	18	-31%	50	33	-34%	0%
CHRYSLER	RAM PICK UP	24	20	-17%	14	13	-7%	38	33	-13%	0%
GENERAL MOTORS	MATIZ G2	15	14	-7%	25	19	-24%	40	33	-18%	0%
GENERAL MOTORS	YUKON	27	21	-22%	9	12	33%	36	33	-8%	0%
MERCEDES BENZ	CLASE GLE	10	28	180%	2	5	150%	12	33	175%	0%
ACURA	MDX	16	21	31%	9	11	22%	25	32	28%	0%
FORD	THUNDERBIRD	14	24	71%	11	8	-27%	25	32	28%	0%
FORD	TRANSIT PASAJEROS	20	22	10%	9	10	11%	29	32	10%	0%
GENERAL MOTORS	LUV PICK UP,ESTACAS, CREW CAB	6	12	100%	29	20	-31%	35	32	-9%	0%
ISUZU	ELF 100	10	27	170%	5	5	0%	15	32	113%	0%
CHRYSLER	SPIRIT		2	100%	43	29	-33%	43	31	-28%	0%
CHRYSLER	STRATUS Y BREEZE	5	9	80%	46	22	-52%	51	31	-39%	0%
GENERAL MOTORS	C-30,35,36,3500 CAJA SECA	16	22	38%	9	9	0%	25	31	24%	0%
HONDA	BRV	6	26	333%		5	100%	6	31	417%	0%
RENAULT	FLUENCE	26	26	0%	14	5	-64%	40	31	-23%	0%
TOYOTA	CHR	8	28	250%	4	3	-25%	12	31	158%	0%
FORD	TRANSIT CARGA	24	22	-8%	5	8	60%	29	30	3%	0%
DINA	6 X 2, 6 X 4 TRACTOCAMION	19	24	26%	4	5	25%	23	29	26%	0%
FORD	ESCORT	4	3	-25%	41	26	-37%	45	29	-36%	0%
MERCEDES BENZ	CLASE A	11	24	118%	4	5	25%	15	29	93%	0%
MERCEDES BENZ	MERCEDES BENZ	41	28	-32%	3	1	-67%	44	29	-34%	0%
ACURA	RDX	13	20	54%	6	8	33%	19	28	47%	0%
CHRYSLER	DAKOTA PICK UP	11	5	-55%	20	23	15%	31	28	-10%	0%
FORD	WINDSTAR	4	2	-50%	23	26	13%	27	28	4%	0%
ISUZU	ELF 200	35	22	-37%	8	6	-25%	43	28	-35%	0%
ISUZU	ELF 450	23	27	17%	6	1	-83%	29	28	-3%	0%
OTRA	OTROS	62	4	-94%	69	24	-65%	131	28	-79%	0%
VOLKSWAGEN	TRANSPORTER	26	25	-4%	5	3	-40%	31	28	-10%	0%
AUDI	Q7	16	21	31%	3	6	100%	19	27	42%	0%
BMW	X4	10	25	150%		2	100%	10	27	170%	0%
CHRYSLER	JEEP RENEGADE	8	19	138%		8	100%	8	27	238%	0%
FORD	COURIER PICK UP	17	9	-47%	22	17	-23%	39	26	-33%	0%
VENTO	111-250	14	12	-14%	11	14	27%	25	26	4%	0%
VOLKSWAGEN	4 X 2 CAJA SECA	21	19	-10%	2	7	250%	23	26	13%	0%
ITALIKA	251-650	7	12	71%	1	13	1200%	8	25	213%	0%
KIA	OPTIMA	16	19	19%	5	6	20%	21	25	19%	0%
MAZDA	5	14	17	21%	7	8	14%	21	25	19%	0%
MERCEDES BENZ	SPRINTER PASAJEROS	17	19	12%	4	6	50%	21	25	19%	0%
NISSAN	NOTE	18	20	11%	5	5	0%	23	25	9%	0%
SEAT	ARONA		21	100%		4	100%	0	25	100%	0%
SUZUKI	IGNIS	6	17	183%	1	8	700%	7	25	257%	0%
AUDI	A5	13	15	15%	1	9	800%	14	24	71%	0%
NISSAN	MAXIMA	15	11	-27%	14	13	-7%	29	24	-17%	0%
RENAULT	KANGOO PASAJEROS	18	12	-33%	9	12	33%	27	24	-11%	0%
BMW	1001-2000	10	14	40%	10	9	-10%	20	23	15%	0%
BMW	X6	18	18	0%	4	5	25%	22	23	5%	0%
CHRYSLER	NITRO	16	13	-19%	13	10	-23%	29	23	-21%	0%
CHRYSLER	SHADOW	1	3	200%	40	20	-50%	41	23	-44%	0%
ESPECIALES	VEHICULOS INDUSTRIALES,AGRICOLAS, CONTRATISTAS	26	15	-42%	4	8	100%	30	23	-23%	0%
FIAT	500	12	15	25%	4	8	100%	16	23	44%	0%

FORD	ECONOLINE PASAJEROS	13	3	-77%	25	20	-20%	38	23	-39%	0%
GENERAL MOTORS	CARRIOL, EXPRESS CARGO VAN	14	8	-43%	27	15	-44%	41	23	-44%	0%
VOLKSWAGEN	CRAFTER VAN	16	19	19%	7	4	-43%	23	23	0%	0%
BMW	SERIE 2	10	18	80%	5	4	-20%	15	22	47%	0%
DINA	4 X 2 CAJA SECA	36	10	-72%	16	12	-25%	52	22	-58%	0%
FORD	IKON	19	12	-37%	17	10	-41%	36	22	-39%	0%
GENERAL MOTORS	TRAVERSE	30	16	-47%	13	6	-54%	43	22	-49%	0%
PORSCHE	CAYENNE	13	19	46%		3	100%	13	22	69%	0%
RENAULT	CAPTUR	13	19	46%		3	100%	13	22	69%	0%
BMW	SERIE 4	21	16	-24%	4	5	25%	25	21	-16%	0%
CHRYSLER	RAM PROMASTER	10	12	20%		9	100%	10	21	110%	0%
FORD	ECONOLINE CARGO VAN	7	7	0%	13	14	8%	20	21	5%	0%
HYUNDAI	SANTA FE	13	16	23%	5	5	0%	18	21	17%	0%
KURAZAI	111-250	17	14	-18%	4	7	75%	21	21	0%	0%
RENAULT	CLIO	20	10	-50%	15	11	-27%	35	21	-40%	0%
RENAULT	SANDERO	29	14	-52%	14	7	-50%	43	21	-51%	0%
HYUNDAI	IX35	23	18	-22%		2	100%	23	20	-13%	0%
SUZUKI	SX4	17	14	-18%	6	6	0%	23	20	-13%	0%
VOLKSWAGEN	TRANSPORTER PASAJEROS	24	15	-38%	5	5	0%	29	20	-31%	0%
HONDA	251-650	14	11	-21%	15	8	-47%	29	19	-34%	0%
MAZDA	MX5	8	11	38%	3	8	167%	11	19	73%	0%
NISSAN	NV 350	12	6	-50%	6	13	117%	18	19	6%	0%
POLARIS	651-1000	10	11	10%	3	8	167%	13	19	46%	0%
VOLKSWAGEN	CADDY	16	10	-38%	5	9	80%	21	19	-10%	0%
VOLKSWAGEN	TOUAREG	13	13	0%	5	6	20%	18	19	6%	0%
VOLVO	XC60	7	13	86%	3	6	100%	10	19	90%	0%
CADILLAC	ESCALADE	9	10	11%	11	8	-27%	20	18	-10%	0%
CAN AM	651-1000	4	15	275%	3	3	0%	7	18	157%	0%
CARABELA	111-250	12	9	-25%	5	9	80%	17	18	6%	0%
CHRYSLER	CALIBER	11	9	-18%	9	9	0%	20	18	-10%	0%
FORD	4 X 2 CAJA SECA	5	6	20%	4	12	200%	9	18	100%	0%
GENERAL MOTORS	TRAIL BLAZER	6	3	-50%	15	15	0%	21	18	-14%	0%
HYUNDAI	SONATA	9	10	11%	3	8	167%	12	18	50%	0%
PEUGEOT	208	10	9	-10%	3	9	200%	13	18	38%	0%
VOLKSWAGEN	GOLF MODELO 92 Y ANTERIORES	12	8	-33%	17	10	-41%	29	18	-38%	0%
CHRYSLER	D-350, RAM 3500 QUAD CAB PICK UP	8	12	50%	4	5	25%	12	17	42%	0%
CHRYSLER	RAM PASAJEROS	7	8	14%	9	9	0%	16	17	6%	0%
LAND ROVER	RANGE ROVER	6	15	150%	6	2	-67%	12	17	42%	0%
MERCEDES BENZ	AUTOBUS URBANO	23	16	-30%	2	1	-50%	25	17	-32%	0%
RENAULT	OROCH	2	13	550%		4	100%	2	17	750%	0%
FIAT	PALIO	8	8	0%	3	8	167%	11	16	45%	0%
GENERAL MOTORS	G-30, WAGON, CARGO VAN	6	5	-17%	20	11	-45%	26	16	-38%	0%
IRON CLAN MOTORS	111 250	1	4	300%	2	12	500%	3	16	433%	0%
NISSAN	INFINITI MODELOS ANTERIORES	6	14	133%	4	2	-50%	10	16	60%	0%
NISSAN	MURANO	9	10	11%	4	6	50%	13	16	23%	0%
PEUGEOT	206	9	8	-11%	10	8	-20%	19	16	-16%	0%
RENAULT	MEGANE	9	9	0%	12	7	-42%	21	16	-24%	0%
SEAT	ATECA	12	13	8%	3	3	0%	15	16	7%	0%
AUDI	A6	15	10	-33%	1	5	400%	16	15	-6%	0%
BMW	SERIE 5	11	11	0%	10	4	-60%	21	15	-29%	0%
CHRYSLER	CHALLENGER	12	9	-25%	6	6	0%	18	15	-17%	0%
CHRYSLER	D-350 ESTACAS, CHASIS CAB, RAM ESTACAS,	17	13	-24%	9	2	-78%	26	15	-42%	0%
CHRYSLER	H 100 CARGA	6	6	0%	13	9	-31%	19	15	-21%	0%
DINA	6 X 4 VOLTEO	7	13	86%	12	2	-83%	19	15	-21%	0%
MERCEDES BENZ	CLASE E	12	9	-25%	5	6	20%	17	15	-12%	0%
NISSAN	CABSTAR CAJA SECA ESTANDAR	11	9	-18%	9	6	-33%	20	15	-25%	0%
BMW	651-1000	20	6	-70%	4	8	100%	24	14	-42%	0%
BUICK	ENCLAVE	11	10	-9%	4	4	0%	15	14	-7%	0%
FIAT	MOBI	4	13	225%	1	1	0%	5	14	180%	0%
GENERAL MOTORS	KODIAK 6 X 4 VOLTEO	7	14	100%	4		-100%	11	14	27%	0%
HONDA	50-110	21	6	-71%	7	8	14%	28	14	-50%	0%
INTERNATIONAL	4 X 2 CAJA SECA, CHASIS	14	9	-36%	2	5	150%	16	14	-13%	0%
MERCEDES BENZ	SPRINTER CARGO VAN (316, 315)	6	12	100%	1	2	100%	7	14	100%	0%
MERCEDES BENZ	SPRINTER CARGO VAN (416, 415)	6	9	50%	4	5	25%	10	14	40%	0%
MITSUBISHI	ASX	8	11	38%	2	3	50%	10	14	40%	0%
OTRA	111- 250	5	6	20%	3	8	167%	8	14	75%	0%
PEUGEOT	PARTNER TEPEE	8	11	38%	3	3	0%	11	14	27%	0%
SEAT	CORDOBA	10	8	-20%	3	6	100%	13	14	8%	0%
SUZUKI	S CROSS	13	9	-31%	4	5	25%	17	14	-18%	0%
VOLKSWAGEN	DERBY	9	3	-67%	13	11	-15%	22	14	-36%	0%
VOLKSWAGEN	TERAMONT		9	100%		5	100%	0	14	100%	0%
YAMAHA	651-1000	19	9	-53%	4	5	25%	23	14	-39%	0%
CADILLAC	SRX	3	4	33%	2	9	350%	5	13	160%	0%

CHRYSLER	300	8	7	-13%	6	6	0%	14	13	-7%	0%
CHRYSLER	CHARGER	7	9	29%	1	4	300%	8	13	63%	0%
CHRYSLER	D-250 PICK UP	2	4	100%	6	9	50%	8	13	63%	0%
CHRYSLER	DART	7	9	29%	1	4	300%	8	13	63%	0%
GENERAL MOTORS	4 X 2 CAJA SECA	14	4	-71%	5	9	80%	19	13	-32%	0%
MITSUBISHI	MONTERO	9	11	22%	7	2	-71%	16	13	-19%	0%
PEUGEOT	3008	6	10	67%	2	3	50%	8	13	63%	0%
PORSCHE	MACAN	7	9	29%		4	100%	7	13	86%	0%
RENAULT	SCALA	10	7	-30%	5	6	20%	15	13	-13%	0%
SEMIRREMOLQUES	JAULA GANADERA RETRACTIL	2	6	200%	2	7	250%	4	13	225%	0%
TOYOTA	HIACE SERVICIO PÚBLICO	4	9	125%	4	4	0%	8	13	63%	0%
VOLKSWAGEN	6 X 2 CAJA SECA	9	9	0%	1	4	300%	10	13	30%	0%
AUDI	S3	3	11	267%		1	100%	3	12	300%	0%
CHRYSLER	RAM CHARGER	6	8	33%	13	4	-69%	19	12	-37%	0%
HYUNDAI	H200	1	10	900%	4	2	-50%	5	12	140%	0%
JAC	SEI 2	2	9	350%		3	100%	2	12	500%	0%
JAC	SEI 3	6	10	67%		2	100%	6	12	100%	0%
MERCURY	SABLE		7	100%	6	5	-17%	6	12	100%	0%
MITSUBISHI	ENDEAVOR	8	5	-38%	6	7	17%	14	12	-14%	0%
NISSAN	QUEST	6	1	-83%	14	11	-21%	20	12	-40%	0%
NISSAN	TITAN PICK UP	11	8	-27%	5	4	-20%	16	12	-25%	0%
NISSAN	XTERRA		7	100%	8	5	-38%	8	12	50%	0%
PEUGEOT	207	15	5	-67%	16	7	-56%	31	12	-61%	0%
SEMIRREMOLQUES	TOLVA (ALIMENTOS, QUIMICOS)	17	10	-41%	1	2	100%	18	12	-33%	0%
VOLKSWAGEN	UP	19	9	-53%	2	3	50%	21	12	-43%	0%
AUDI	TT	5	9	80%		2	100%	5	11	120%	0%
CAN AM	111-250	4	4	0%	2	7	250%	6	11	83%	0%
CHRYSLER	PT CRUISER	4	4	0%	13	7	-46%	17	11	-35%	0%
CHRYSLER	RAM QUAD CAB PICK UP CREW CAB	9	8	-11%	13	3	-77%	22	11	-50%	0%
DUCATI	111 250		9	100%		2	100%	0	11	100%	0%
FORD	EXPLORER PICK UP	18	4	-78%	7	7	0%	25	11	-56%	0%
FORD	MONDEO	4	5	25%	7	6	-14%	11	11	0%	0%
GENERAL MOTORS	VENTURE	4	2	-50%	13	9	-31%	17	11	-35%	0%
NISSAN	LUCINO	3	1	-67%	20	10	-50%	23	11	-52%	0%
SAAB	9-3	2	10	400%	2	1	-50%	4	11	175%	0%
VOLKSWAGEN	EUROVAN PASAJEROS	10	8	-20%	5	3	-40%	15	11	-27%	0%
VOLKSWAGEN	VOLKSWAGEN	3	9	200%	1	2	100%	4	11	175%	0%
CHRYSLER	200	9	6	-33%	4	4	0%	13	10	-23%	0%
CHRYSLER	CORDOBA,MONACO, LE BARON	3	3	0%	3	7	133%	6	10	67%	0%
CHRYSLER	D-350, RAM 3500,4000 CAJA CONTENEDOR	6	7	17%		3	100%	6	10	67%	0%
CHRYSLER	H100 PASAJEROS	3	6	100%	7	4	-43%	10	10	0%	0%
FORD	RANGER ESTACAS	15	6	-60%	6	4	-33%	21	10	-52%	0%
GENERAL MOTORS	MERIVA	2	5	150%	8	5	-38%	10	10	0%	0%
GENERAL MOTORS	SONORA	2	2	0%	12	8	-33%	14	10	-29%	0%
GENERAL MOTORS	SUNFIRE	2	2	0%	7	8	14%	9	10	11%	0%
HARLEY-DAVIDSON	1001-2000	5	4	-20%	1	6	500%	6	10	67%	0%
KIA	NIRO HIBRIDO	3	7	133%	1	3	200%	4	10	150%	0%
LEGALIZADO	AUTOMOVILES	10	3	-70%	39	7	-82%	49	10	-80%	0%
LINCOLN	MKZ	5	8	60%	2	2	0%	7	10	43%	0%
MERCEDES BENZ	CLASE ML	14	5	-64%	4	5	25%	18	10	-44%	0%
NISSAN	APRIO	10	5	-50%	8	5	-38%	18	10	-44%	0%
STERLING	STERLING	1	10	900%	2		-100%	3	10	233%	0%
TOYOTA	FJ CRUISER	16	8	-50%	3	2	-33%	19	10	-47%	0%
VOLKSWAGEN	LUPO	7	3	-57%	10	7	-30%	17	10	-41%	0%
VOLVO	S60	8	8	0%	5	2	-60%	13	10	-23%	0%
ACURA	TLX	4	7	75%		2	100%	4	9	125%	0%
BAIC	D20	2	7	250%		2	100%	2	9	350%	0%
CHRYSLER	JEEP COMMANDER	3	2	-33%		7	100%	3	9	200%	0%
DINAMO	111-250	5	3	-40%	3	6	100%	8	9	13%	0%
GENERAL MOTORS	AVALANCHE	4	2	-50%	15	7	-53%	19	9	-53%	0%
GENERAL MOTORS	TORRENT	1	4	300%	2	5	150%	3	9	200%	0%
HARLEY-DAVIDSON	111-250	10	7	-30%	1	2	100%	11	9	-18%	0%
HUMMER	H3	5	5	0%	7	4	-43%	12	9	-25%	0%
ISUZU	4 X 2 CAJA SECA	22	9	-59%			100%	22	9	-59%	0%
ISUZU	FORWARD 800	3	9	200%	1		-100%	4	9	125%	0%
KAWASAKI	251-650	2	4	100%	1	5	400%	3	9	200%	0%
MERCEDES BENZ	CLASE GLS		8	100%		1	100%	0	9	100%	0%
MERCEDES BENZ Y											
FREIGHTLINER	6 X 4 VOLTEO	8	9	13%	1		-100%	9	9	0%	0%
PEUGEOT	307	2	3	50%	3	6	100%	5	9	80%	0%
TOYOTA	SEQUOIA	4	8	100%	1	1	0%	5	9	80%	0%
YAMAHA	1001-2000	8	7	-13%	6	2	-67%	14	9	-36%	0%
AUDI	A7	5	8	60%			100%	5	8	60%	0%

CHRYSLER	D-350, RAM 3500, 4000 PLATAFORMA	17	5	-71%	6	3	-50%	23	8	-65%	0%
CHRYSLER	JEEP WAGONEER	3	4	33%	1	4	300%	4	8	100%	0%
DUCATI	651-1000	18	6	-67%	6	2	-67%	24	8	-67%	0%
FORD	KA	6	2	-67%	7	6	-14%	13	8	-38%	0%
HONDA	1001-2000	17	2	-88%	13	6	-54%	30	8	-73%	0%
HYUNDAI	H300	2	7	250%		1	100%	2	8	300%	0%
INFINITI	QX60	4	7	75%		1	100%	4	8	100%	0%
JAC	HFC	1	2	100%	1	6	500%	2	8	300%	0%
LAND ROVER	EVOQUE	6	6	0%		2	100%	6	8	33%	0%
LEGALIZADO	TRACTOCAMION	5	6	20%	4	2	-50%	9	8	-11%	0%
MAZDA	PICK UP	2	3	50%	4	5	25%	6	8	33%	0%
MERCEDES BENZ	CLASE B	10	7	-30%	2	1	-50%	12	8	-33%	0%
MERCEDES BENZ	SMART	1	4	300%	2	4	100%	3	8	167%	0%
VOLKSWAGEN	GOLF MODELO 92 AL 99	1	3	200%	10	5	-50%	11	8	-27%	0%
VOLVO	XC90	6	5	-17%	1	3	200%	7	8	14%	0%
ACURA	TL	3	4	33%	6	3	-50%	9	7	-22%	0%
BMW	X2	3	7	133%			100%	3	7	133%	0%
BUICK	ENCORE	16	6	-63%	3	1	-67%	19	7	-63%	0%
CADILLAC	STS Y CTS	3	5	67%	2	2	0%	5	7	40%	0%
CHRYSLER	CIRRUS	5	1	-80%	10	6	-40%	15	7	-53%	0%
CHRYSLER	D-100, H100 PICK UP	8	3	-63%	13	4	-69%	21	7	-67%	0%
CHRYSLER	RAM VAN, H100 VAN	20	5	-75%	16	2	-88%	36	7	-81%	0%
CHRYSLER	RAM VAN, MAXI VAN	2	2	0%	10	5	-50%	12	7	-42%	0%
DINA	D-3000, 3200, 3130 ESTACAS	2	6	200%	1	1	0%	3	7	133%	0%
DINA	MICROBUS URBANOS	3	4	33%	4	3	-25%	7	7	0%	0%
FORD	FREESTAR	4	2	-50%	6	5	-17%	10	7	-30%	0%
GENERAL MOTORS	CORVETTE	5	5	0%	1	2	100%	6	7	17%	0%
GENERAL MOTORS	G3	2	5	150%	11	2	-82%	13	7	-46%	0%
INFINITI	QX50		4	100%		3	100%	0	7	100%	0%
INTERNATIONAL	CITYSTAR	3	7	133%			100%	3	7	133%	0%
LINCOLN	MKC	5	5	0%		2	100%	5	7	40%	0%
LINCOLN	NAVIGATOR	9	2	-78%	5	5	0%	14	7	-50%	0%
MACK	MACK	4	6	50%		1	100%	4	7	75%	0%
MERCEDES BENZ	CLASE G	4	7	75%	1		-100%	5	7	40%	0%
RENAULT	KANGOO CARGA	4	5	25%	9	2	-78%	13	7	-46%	0%
STERLING	4 X 2 CAJA SECA	3	7	133%	1		-100%	4	7	75%	0%
SUZUKI	651-1000	4	4	0%		3	100%	4	7	75%	0%
TOYOTA	4 RUNNER	3	3	0%	1	4	300%	4	7	75%	0%
VOLKSWAGEN	EUROVAN PANEL	7	1	-86%	5	6	20%	12	7	-42%	0%
BAIC	X25	2	5	150%		1	100%	2	6	200%	0%
CHRYSLER	D-350, RAM3500, 4000 VOLTEO	4	5	25%	3	1	-67%	7	6	-14%	0%
CHRYSLER	PACIFICA	3	3	0%	3	3	0%	6	6	0%	0%
DUCATI	1001-2000	12	6	-50%	4		-100%	16	6	-63%	0%
GENERAL MOTORS	C-30,35,36, 3500 CAJA REFRIGERADA	3	5	67%	2	1	-50%	5	6	20%	0%
INTERNATIONAL	4 X 2 CAJA REDILAS, CHASIS	8	3	-63%	2	3	50%	10	6	-40%	0%
ITALIKA	50-110	1	1	0%	5	5	0%	6	6	0%	0%
KEEWAY	111 250	16	4	-75%	3	2	-33%	19	6	-68%	0%
LAND ROVER	DISCOVERY	4	4	0%		2	100%	4	6	50%	0%
LAND ROVER	LR	5	4	-20%	1	2	100%	6	6	0%	0%
LINCOLN	MARK LT PICK UP	3	4	33%	1	2	100%	4	6	50%	0%
MERCEDES BENZ	CLASE CL	4	4	0%	3	2	-33%	7	6	-14%	0%
MERCEDES BENZ	SPRINTER SERVICIO PÚBLICO	3	5	67%	3	1	-67%	6	6	0%	0%
SEMIREMOLQUES	CAJA REFREQUERA	9	4	-56%	2	2	0%	11	6	-45%	0%
SEMIREMOLQUES	OTRO TIPO DE SEMIRREMOLQUE	46	5	-89%	16	1	-94%	62	6	-90%	0%
STERLING	6 X 2 CAJA SECA	4	4	0%	4	2	-50%	8	6	-25%	0%
SUZUKI	50-110	4	4	0%	1	2	100%	5	6	20%	0%
SUZUKI	ERTIGA		5	100%		1	100%	0	6	100%	0%
TANK	111-250	17	3	-82%	6	3	-50%	23	6	-74%	0%
VOLKSWAGEN	CRAFTER CAJA SECA	6	6	0%	3		-100%	9	6	-33%	0%
VOLVO	S40	9	2	-78%	10	4	-60%	19	6	-68%	0%
AUDI	Q2	2	4	100%	1	1	0%	3	5	67%	0%
BAJAJ	50-110	3	2	-33%	1	3	200%	4	5	25%	0%
CADILLAC	ATS	3	4	33%		1	100%	3	5	67%	0%
CHRYSLER	H100 ESTACAS /D-100 ESTACAS	3		-100%	7	5	-29%	10	5	-50%	0%
FORD	FIVE HUNDRED	2	3	50%	1	2	100%	3	5	67%	0%
FORD	PINTO, MAVERICK, FAIRMONT, TOPAZ	1		-100%	3	5	67%	4	5	25%	0%
GENERAL MOTORS	UPLANDER	7	1	-86%	6	4	-33%	13	5	-62%	0%
GENERAL MOTORS	VECTRA	3	2	-33%	5	3	-40%	8	5	-38%	0%
HONDA	RID LINE PICK UP	1	3	200%	4	2	-50%	5	5	0%	0%
INTERNATIONAL	AUTOBUS URBANO	3	4	33%	2	1	-50%	5	5	0%	0%
KIA	SEDONA		4	100%		1	100%	0	5	100%	0%
LAND ROVER	RANGE ROVER SPORT	1	2	100%	1	3	200%	2	5	150%	0%
LINCOLN	MARK VIII	1	1	0%	1	4	300%	2	5	150%	0%
LINCOLN	MKX	10	2	-80%	5	3	-40%	15	5	-67%	0%

NISSAN	DATSUN	1	2	100%	4	3	-25%	5	5	0%	0%
NISSAN	MICRA	4	1	-75%	3	4	33%	7	5	-29%	0%
OTRA	251-650	3	1	-67%	1	4	300%	4	5	25%	0%
RENAULT	KWID		3	100%		2	100%	0	5	100%	0%
SUBARU	FORESTER	7	4	-43%	2	1	-50%	9	5	-44%	0%
SUZUKI	KIZASHI	1	4	300%	2	1	-50%	3	5	67%	0%
VENTO	251-650	1	4	300%	1	1	0%	2	5	150%	0%
VOLKSWAGEN	BORA SPORTWAGEN	1		-100%	1	5	400%	2	5	150%	0%
VOLKSWAGEN	CROSSGOLF	2	4	100%		1	100%	2	5	150%	0%
VOLKSWAGEN	POINTER PICK UP	1	2	100%	10	3	-70%	11	5	-55%	0%
AUDI	S5		4	100%			100%	0	4	100%	0%
BUICK	ENVISION	2	3	50%	1	1	0%	3	4	33%	0%
BUICK	LACROSSE	1	2	100%	2	2	0%	3	4	33%	0%
CBO	2200	1	4	300%			100%	1	4	300%	0%
CHRYSLER	ASPEN	1	2	100%	2	2	0%	3	4	33%	0%
CHRYSLER	INTREPID	2	2	0%	1	2	100%	3	4	33%	0%
FAMSA	CABINA 6 X 4 3 EJES	4	4	0%			100%	4	4	0%	0%
FIAT	PICK-UP STRADA ADVENTURE	3	3	0%		1	100%	3	4	33%	0%
FORD	CONTOUR	1	1	0%	9	3	-67%	10	4	-60%	0%
FORD	F-350,450,550 CAJA MUDANCERA	3	2	-33%		2	100%	3	4	33%	0%
FORD	TAURUS	1		-100%		4	100%	1	4	300%	0%
GENERAL MOTORS	CANYON PICK UP	4	1	-75%	3	3	0%	7	4	-43%	0%
GENERAL MOTORS	GMC	9	4	-56%	2		-100%	11	4	-64%	0%
GENERAL MOTORS	ZAFIRA	6	1	-83%	2	3	50%	8	4	-50%	0%
HYUNDAI	STAREX		2	100%		2	100%	0	4	100%	0%
INFINITI	JX		3	100%		1	100%	0	4	100%	0%
INFINITI	QX80	1	4	300%			100%	1	4	300%	0%
JAC	J4		4	100%			100%	0	4	100%	0%
LINCOLN	NAUTILUS		3	100%		1	100%	0	4	100%	0%
MAN	CABINA XL 6 X 4		3	100%		1	100%	0	4	100%	0%
MB MOTOS	111 250	2	1	-50%	1	3	200%	3	4	33%	0%
MERCEDES BENZ	CLASE CLS	2	3	50%		1	100%	2	4	100%	0%
MERCEDES BENZ	CLASE GL	1	3	200%		1	100%	1	4	300%	0%
MITSUBISHI	ECLIPSE		4	100%	2		-100%	2	4	100%	0%
NISSAN	CABSTAR CAJA SECA EXTENDIDO	4	2	-50%	3	2	-33%	7	4	-43%	0%
NISSAN	ICHI VAN CARGA	2	4	100%			100%	2	4	100%	0%
OTRA	50-110		1	100%	1	3	200%	1	4	300%	0%
PEUGEOT	308	3	2	-33%	2	2	0%	5	4	-20%	0%
PEUGEOT	GRAND RAID	1	2	100%	4	2	-50%	5	4	-20%	0%
PORSCHE	911	4	2	-50%	1	2	100%	5	4	-20%	0%
OLINK	111-250	1	1	0%	1	3	200%	2	4	100%	0%
SCANIA	SCANIA	2	4	100%	1		-100%	3	4	33%	0%
SUBARU	IMPREZA	1	3	200%		1	100%	1	4	300%	0%
TVS	111-250	2	2	0%	4	2	-50%	6	4	-33%	0%
VOLKSWAGEN	CARIBE, BRASILIA, SAFARI		1	100%	4	3	-25%	4	4	0%	0%
VOLKSWAGEN	CRAFTER PASAJEROS	2	4	100%			100%	2	4	100%	0%
VOLKSWAGEN	SHARAN	2	4	100%	5		-100%	7	4	-43%	0%
VOLKSWAGEN	SPORTVAN	3	3	0%		1	100%	3	4	33%	0%
ACURA	ILX	3	3	0%			100%	3	3	0%	0%
ACURA	TSX	3	1	-67%	2	2	0%	5	3	-40%	0%
ALESSIA CARABELA	111 250	1	1	0%		2	100%	1	3	200%	0%
BENELLI	111-250		2	100%	1	1	0%	1	3	200%	0%
BMW	SERIE M	8	2	-75%		1	100%	8	3	-63%	0%
BUICK	CENTURY			100%	1	3	200%	1	3	200%	0%
CADILLAC	XT4		3	100%			100%	0	3	100%	0%
CBO	VAN			100%		3	100%	0	3	100%	0%
CHRYSLER	H100 CAJA SECA	2		-100%		3	100%	2	3	50%	0%
CHRYSLER	RAM MEGA PICK UP	3	3	0%			100%	3	3	0%	0%
CHRYSLER	SEBRING / RT			100%	4	3	-25%	4	3	-25%	0%
CHRYSLER	VERNA	2		-100%	12	3	-75%	14	3	-79%	0%
FIAT	DUCATO	1	3	200%	3		-100%	4	3	-25%	0%
FORD	F-350,450,550 PLATAFORMA	38	3	-92%	10		-100%	48	3	-94%	0%
FORD	F-350,450,550 VOLTEO		3	100%			100%	0	3	100%	0%
FORD	GRAND MARQUIS, MOD. (1999 Y ANT) LTD GALAXIE	1	2	100%	3	1	-67%	4	3	-25%	0%
GENERAL MOTORS	C-30,35,36,3500 CAJA CONTENEDOR	1	2	100%		1	100%	1	3	200%	0%
GENERAL MOTORS	CAVALIER MODELO 94 Y ANTERIORES	1		-100%	2	3	50%	3	3	0%	0%
GENERAL MOTORS	CUTLASS	2		-100%	4	3	-25%	6	3	-50%	0%
GENERAL MOTORS	G6	2		-100%	1	3	200%	3	3	0%	0%
GENERAL MOTORS	GRAN AM		1	100%	3	2	-33%	3	3	0%	0%
GENERAL MOTORS	HHR	6		-100%	2	3	50%	8	3	-63%	0%
GENERAL MOTORS	KODIAK 6 X 2 VOLTEO	4	2	-50%	2	1	-50%	6	3	-50%	0%
GENERAL MOTORS	P-30, P-31, CARGO VANETTE	1	2	100%	1	1	0%	2	3	50%	0%
GIANT	PICK-UP	12	3	-75%	22		-100%	34	3	-91%	0%

HINO	CAJA REFRIGERADA	2	2	0%		1	100%	2	3	50%	0%
INFINITI	FX50		3	100%			100%	0	3	100%	0%
INFINITI	Q50	3	3	0%	1		-100%	4	3	-25%	0%
INTERNATIONAL	6 X 2 CAJA REDILAS,CHASIS		3	100%			100%	0	3	100%	0%
KAWASAKI	111-250	1	1	0%		2	100%	1	3	200%	0%
KAWASAKI	651-1000	2	3	50%			100%	2	3	50%	0%
KTM	50-110	1	1	0%		2	100%	1	3	200%	0%
MERCEDES BENZ	AMG GT	2	3	50%			100%	2	3	50%	0%
MERCEDES BENZ	CLASE GLK	8	3	-63%	3		-100%	11	3	-73%	0%
MERCEDES BENZ	SPRINTER CAJA SECA (316,315)	6	3	-50%			100%	6	3	-50%	0%
MERCEDES BENZ Y											
FREIGHLINER	4 X 2 CAJA MUDANCERA	6	3	-50%			100%	6	3	-50%	0%
NISSAN	240SX	2	1	-50%	1	2	100%	3	3	0%	0%
NISSAN	ALMERA	1		-100%	3	3	0%	4	3	-25%	0%
NISSAN	CABSTAR CAJA REFRIGERADA	1	3	200%			100%	1	3	200%	0%
PEUGEOT	2008		2	100%	1	1	0%	1	3	200%	0%
POLARIS	1001-2000	2	2	0%	3	1	-67%	5	3	-40%	0%
POLARIS	111-250	2	1	-50%	2	2	0%	4	3	-25%	0%
PORSCHE	BOXSTER		3	100%			100%	0	3	100%	0%
RENAULT	KANGOO VAN	3	1	-67%	4	2	-50%	7	3	-57%	0%
RENAULT	RENAULT MODELO 86 Y ANTERIORES	1	2	100%	2	1	-50%	3	3	0%	0%
SUBARU	B9 TRIBECA	1		-100%	2	3	50%	3	3	0%	0%
SUZUKI	251-650	7	1	-86%	5	2	-60%	12	3	-75%	0%
TOYOTA	MATRIX	3	3	0%	4		-100%	7	3	-57%	0%
VAM	V. A. M.	1	1	0%		2	100%	1	3	200%	0%
VOLKSWAGEN	COMBI		1	100%	8	2	-75%	8	3	-63%	0%
ALFA ROMEO	MITO	1	2	100%			100%	1	2	100%	0%
APRILIA	111-250		1	100%		1	100%	0	2	100%	0%
AUDI	Q8			100%		2	100%	0	2	100%	0%
AUDI	R8		2	100%			100%	0	2	100%	0%
AUDI	RS7		2	100%	1		-100%	1	2	100%	0%
AUDI	S4	2	2	0%	1		-100%	3	2	-33%	0%
BAIC	X35		2	100%			100%	0	2	100%	0%
BENELLI	251-650	1		-100%		2	100%	1	2	100%	0%
BMW	SERIE 6	1	2	100%			100%	1	2	100%	0%
BMW	SERIE 7	1	1	0%	1	1	0%	2	2	0%	0%
BUICK	VERANO		1	100%	3	1	-67%	3	2	-33%	0%
CAN AM	1001-2000	4	2	-50%			100%	4	2	-50%	0%
CAN AM	251-650	2	1	-50%	4	1	-75%	6	2	-67%	0%
CHRYSLER	4 X 2 CAJA SECA	1	2	100%			100%	1	2	100%	0%
CHRYSLER	D-150 PICK UP	4	2	-50%	3		-100%	7	2	-71%	0%
CHRYSLER	RAM 3500,4000 MICROBUS	4	1	-75%	3	1	-67%	7	2	-71%	0%
CHRYSLER	RAM PASAJEROS	2		-100%	2	2	0%	4	2	-50%	0%
DINA	AUTOBUS FORANEO		1	100%		1	100%	0	2	100%	0%
DUCATI	251 650		1	100%		1	100%	0	2	100%	0%
FIAT	GRANDE PUNTO	3	2	-33%			100%	3	2	-33%	0%
FIAT	IDEA			100%	1	2	100%	1	2	100%	0%
FIAT	PALIO ADVENTURE	2	2	0%	2		-100%	4	2	-50%	0%
FORD	AEROSTAR			100%	1	2	100%	1	2	100%	0%
FORD	GHIA		1	100%		1	100%	0	2	100%	0%
FOTON	AUMARK 3000		2	100%			100%	0	2	100%	0%
GENERAL MOTORS	AVALANCHE PICK UP	1		-100%	4	2	-50%	5	2	-60%	0%
GENERAL MOTORS	C-30,C-35,C-36,C-3500, PLATAFORMA	22	2	-91%	6		-100%	28	2	-93%	0%
GENERAL MOTORS	CHEVELLE, NOVA, CAPRICE, OPEL		1	100%	1	1	0%	1	2	100%	0%
GENERAL MOTORS	IMPALA	3		-100%	5	2	-60%	8	2	-75%	0%
GENERAL MOTORS	MONTANA		1	100%	1	1	0%	1	2	100%	0%
GIANT	CAJA SECA	9	2	-78%	4		-100%	13	2	-85%	0%
GIANT	PANEL		2	100%			100%	0	2	100%	0%
HARLEY-DAVIDSON	651-1000	2		-100%	3	2	-33%	5	2	-60%	0%
HONDA	CIVIC HIBRIDO	2	2	0%			100%	2	2	0%	0%
HONDA	CROSSTOUR			100%	1	2	100%	1	2	100%	0%
HONDA	ELEMENT		1	100%	2	1	-50%	2	2	0%	0%
HUSOVARNA	251-650	1	2	100%	1		-100%	2	2	0%	0%
HYUNDAI	HYUNDAI	1	2	100%			100%	1	2	100%	0%
INFINITI	Q60	1	2	100%			100%	1	2	100%	0%
INFINITI	QX56		2	100%			100%	0	2	100%	0%
INFINITI	QX70	2	2	0%			100%	2	2	0%	0%
ISUZU	4 X 2 CAJA REDILAS	2	2	0%			100%	2	2	0%	0%
ISUZU	FORWARD 1100	5	2	-60%	1		-100%	6	2	-67%	0%
IZUKA	111-250	2		-100%	3	2	-33%	5	2	-60%	0%
JAGUAR	F PACE		2	100%			100%	0	2	100%	0%
KAWASAKI	1001-2000			100%	2	2	0%	2	2	0%	0%
LAND ROVER	DEFENDER		2	100%	1		-100%	1	2	100%	0%
LAND ROVER	FREELANDER	3	1	-67%	1	1	0%	4	2	-50%	0%

LEGALIZADO	CAMION	5	1	-80%	1	1	0%	6	2	-67%	0%
LINCOLN	CONTINENTAL	1	2	100%			100%	1	2	100%	0%
MASERATI	QUATTROPORTE			100%		2	100%	0	2	100%	0%
MERCEDES BENZ	CLASE CLK		2	100%	2		-100%	2	2	0%	0%
MERCEDES BENZ	CLASE S		1	100%	1	1	0%	1	2	100%	0%
MERCEDES BENZ	CLASE SLK	1		-100%	3	2	-33%	4	2	-50%	0%
MERCEDES BENZ Y											
FREIGHTLINER	4 X 2 TANQUE	3	1	-67%		1	100%	3	2	-33%	0%
MERCURY	MARINER	2	1	-50%	2	1	-50%	4	2	-50%	0%
NISSAN	370Z		1	100%	2	1	-50%	2	2	0%	0%
NISSAN	HIKARI			100%	1	2	100%	1	2	100%	0%
NISSAN	NV 2500		2	100%	1		-100%	1	2	100%	0%
PEÑA	PEÑA	2	2	100%			100%	0	2	100%	0%
PEUGEOT	407		1	100%	1	1	0%	1	2	100%	0%
PEUGEOT	508		2	100%			100%	0	2	100%	0%
PEUGEOT	PARTNER FURGON P/LATERAL		1	100%	1	1	0%	1	2	100%	0%
PORSCHE	CAYMAN	3	1	-67%		1	100%	3	2	-33%	0%
RENAULT	LAGUNA		2	100%			100%	0	2	100%	0%
RENAULT	SAFRANE	2		-100%	1	2	100%	3	2	-33%	0%
RENAULT	SCENIC	3		-100%	3	2	-33%	6	2	-67%	0%
RENAULT	TRAFIC PASAJEROS	1	2	100%	1		-100%	2	2	0%	0%
SEAT	ALTEA	7	1	-86%		1	100%	7	2	-71%	0%
SEMIREMOLQUES	CAJA GANADERA	4	2	-50%	1		-100%	5	2	-60%	0%
SEMIREMOLQUES	LEGALIZADO	5	2	-60%	1		-100%	6	2	-67%	0%
SEMIREMOLQUES	PLATAFORMA LOW BOY C/GANSO	2	2	0%	1		-100%	3	2	-33%	0%
SEMIREMOLQUES	PLATAFORMA SEMI BAJA	50	2	-96%	15		-100%	65	2	-97%	0%
SUZUKI	1001-2000		1	100%	1	1	0%	1	2	100%	0%
SUZUKI	AERIO	1	1	0%		1	100%	1	2	100%	0%
TOYOTA	LAND CRUISER	1	1	0%		1	100%	1	2	100%	0%
VELOCIMOTORS	251 650		2	100%			100%	0	2	100%	0%
VENTO	651 1000		1	100%		1	100%	0	2	100%	0%
VOLKSWAGEN	4 X 2 CAJA REDILAS	5	2	-60%	1		-100%	6	2	-67%	0%
VOLKSWAGEN	ATLANTIC			100%	4	2	-50%	4	2	-50%	0%
VOLKSWAGEN	COMBI PANEL	1	1	0%	3	1	-67%	4	2	-50%	0%
VOLKSWAGEN	COMBI,CARABEL SERVICIO PÚBLICO	1		-100%	1	2	100%	2	2	0%	0%
VOLKSWAGEN	CORSAR, VARIANT	1	1	0%	1	1	0%	2	2	0%	0%
VOLVO	AUTOBUS FORANEO		2	100%			100%	0	2	100%	0%
VOLVO	AUTOBUS URBANO	1	1	0%		1	100%	1	2	100%	0%
VOLVO	V40	5	2	-60%			100%	5	2	-60%	0%
VOLVO	XC40		2	100%			100%	0	2	100%	0%
ACURA	RL		1	100%			100%	0	1	100%	0%
ACURA	ZDX			100%		1	100%	0	1	100%	0%
ALFA ROMEO	GIULIETTA	3	1	-67%			100%	3	1	-67%	0%
APRILIA	651-1000			100%		1	100%	0	1	100%	0%
AUDI	S6		1	100%			100%	0	1	100%	0%
AUDI	S8		1	100%			100%	0	1	100%	0%
AUTOCAR	AUTOCAR		1	100%			100%	0	1	100%	0%
BAIC	BJ40		1	100%	1		-100%	1	1	0%	0%
BENTLEY	CONTINENTAL		1	100%			100%	0	1	100%	0%
BMW	I3 ELECTRICO	2	1	-50%	1		-100%	3	1	-67%	0%
CADILLAC	DTS			100%		1	100%	0	1	100%	0%
CADILLAC	XT5	2	1	-50%			100%	2	1	-50%	0%
CAGIVA	111-250		1	100%			100%	0	1	100%	0%
CAN AM	50-110			100%	1	1	0%	1	1	0%	0%
CHRYSLER	CONCORDE	1		-100%		1	100%	1	1	0%	0%
CHRYSLER	CROSSFIRE			100%	1	1	0%	1	1	0%	0%
CHRYSLER	D-350, RAM 3500, 4000 CAJA GRUA	1	1	0%			100%	1	1	0%	0%
CHRYSLER	D-350, RAM 3500, 4000 CAJA MUDANCERA		1	100%			100%	0	1	100%	0%
CHRYSLER	H300	1	1	0%			100%	1	1	0%	0%
CHRYSLER	NEW YORKER LH			100%	4	1	-75%	4	1	-75%	0%
CHRYSLER	RAM RUNNER, SRT PICK UP		1	100%			100%	0	1	100%	0%
CHRYSLER	RAM SERVICIO PÚBLICO			100%		1	100%	0	1	100%	0%
CHRYSLER	VIPER		1	100%			100%	0	1	100%	0%
DINA	4 X 2 CAJA REDILAS	3	1	-67%			100%	3	1	-67%	0%
DINA	6 X 2 CAJA SECA	1	1	0%			100%	1	1	0%	0%
DINA	6 X 2 TANQUE			100%		1	100%	0	1	100%	0%
DINA	D-100,B-200,PICK - UP	1	1	0%			100%	1	1	0%	0%
FAW	F1	2		-100%		1	100%	2	1	-50%	0%
FERRARI	F355		1	100%			100%	0	1	100%	0%
FIAT	500X		1	100%	1		-100%	1	1	0%	0%
FIAT	BRAVO		1	100%			100%	0	1	100%	0%
FIAT	PANDA	1		-100%	4	1	-75%	5	1	-80%	0%
FIAT	PUNTO		1	100%			100%	0	1	100%	0%

FORD	AUTOBUS URBANO		1	100%			100%	0	1	100%	0%
FORD	B 100		1	100%			100%	0	1	100%	0%
FORD	B 150		1	100%			100%	0	1	100%	0%
FORD	CROWN VICTORIA			100%		1	100%	0	1	100%	0%
FORD	ECONOLINE SERVICIO PÚBLICO			100%	1	1	0%	1	1	0%	0%
FORD	EXCURSION	1		-100%	1	1	0%	2	1	-50%	0%
FORD	F-350,450,550 CAJA GRUA	4	1	-75%			100%	4	1	-75%	0%
FORD	F-350,450,550 CAJA REFRIGERADA	15	1	-93%	16		-100%	31	1	-97%	0%
FORD	HARLEY DAVIDSON PICK UP		1	100%	1		-100%	1	1	0%	0%
FORD	MUSTANG HASTA 84	3		-100%	1	1	0%	4	1	-75%	0%
FOTON	AUMARK 2000		1	100%			100%	0	1	100%	0%
FOTON	AUMARK 4000	2		-100%		1	100%	2	1	-50%	0%
FOTON	AUMARK 5000		1	100%			100%	0	1	100%	0%
FOTON	AUMARK 6000	1		-100%		1	100%	1	1	0%	0%
FOTON	AUMARK 7000		1	100%			100%	0	1	100%	0%
FOTON	FOTON		1	100%	2		-100%	2	1	-50%	0%
GENERAL MOTORS	6 X 2 CAJA MUDANCERA	1		-100%		1	100%	1	1	0%	0%
GENERAL MOTORS	AUTOBUS URBANO			100%		1	100%	0	1	100%	0%
GENERAL MOTORS	AZTEK	1		-100%		1	100%	1	1	0%	0%
GENERAL MOTORS	BOLT EV			100%		1	100%	0	1	100%	0%
GENERAL MOTORS	C-30,35,36,3500 VOLTEO		1	100%	1		-100%	1	1	0%	0%
GENERAL MOTORS	CITATION, CELEBRITY,IMPALA Y MALIBU 1981 Y ANTERIO			100%	1	1	0%	1	1	0%	0%
GENERAL MOTORS	EIGHTY EIGHT		1	100%			100%	0	1	100%	0%
GENERAL MOTORS	EXPRESS, WAGON SERVICIO PÚBLICO	1		-100%	2	1	-50%	3	1	-67%	0%
GENERAL MOTORS	FIREBIRD TRANS AM		1	100%	1		-100%	1	1	0%	0%
GENERAL MOTORS	G5	2		-100%	3	1	-67%	5	1	-80%	0%
GENERAL MOTORS	GMC CAJA SECA			100%		1	100%	0	1	100%	0%
GENERAL MOTORS	GRAN PRIX			100%	1	1	0%	1	1	0%	0%
GENERAL MOTORS	MONTE CARLO		1	100%			100%	0	1	100%	0%
GENERAL MOTORS	SOLSTICE			100%	2	1	-50%	2	1	-50%	0%
GENERAL MOTORS	SPARK ELECTRICO		1	100%			100%	0	1	100%	0%
HARLEY-DAVIDSON	251-650	4		-100%	1	1	0%	5	1	-80%	0%
HINO	300 HIBRIDO	5		-100%		1	100%	5	1	-80%	0%
HONDA	651-1000	3	1	-67%	2		-100%	5	1	-80%	0%
HONDA	INSIGHT			100%		1	100%	0	1	100%	0%
HUSQVARNA	111-250		1	100%			100%	0	1	100%	0%
HUSQVARNA	651-1000		1	100%			100%	0	1	100%	0%
HYUNDAI	IONIQ HIBRIDO		1	100%	1		-100%	1	1	0%	0%
IMPORTADOS	TRACTOCAMION	2	1	-50%			100%	2	1	-50%	0%
INFINITI	INFINITI I30, I35, Q45	1	1	0%	1		-100%	2	1	-50%	0%
INFINITI	QX30	1	1	0%			100%	1	1	0%	0%
INTERNATIONAL	4 X 2 CAJA REFRIGERADA	2	1	-50%			100%	2	1	-50%	0%
INTERNATIONAL	4 X 2 VOLTEO		1	100%			100%	0	1	100%	0%
INTERNATIONAL	6 X 2 CAJA MUDANCERA		1	100%			100%	0	1	100%	0%
INTERNATIONAL	6 X 2 CAJA SECA	5		-80%	3		-100%	8	1	-88%	0%
INTERNATIONAL	6 X 2 CAJA SECA,CHASIS	1	1	0%			100%	1	1	0%	0%
ISUZU	4 X 2 CAJA REFRIGERADA	2	1	-50%			100%	2	1	-50%	0%
JAC	SEI 7		1	100%			100%	0	1	100%	0%
JAC	T6		1	100%			100%	0	1	100%	0%
JAGUAR	E PACE	1	1	0%			100%	1	1	0%	0%
JAGUAR	F TYPE		1	100%			100%	0	1	100%	0%
JAGUAR	X		1	100%			100%	0	1	100%	0%
JAGUAR	XE	1	1	0%			100%	1	1	0%	0%
KENWORTH	4 X 2 CAJA MUDANCERA		1	100%			100%	0	1	100%	0%
KIA	STINGER	2		-100%		1	100%	2	1	-50%	0%
KURAZAI	651 1000		1	100%			100%	0	1	100%	0%
LAND ROVER	RANGE ROVER SPORT HIBRIDO		1	100%			100%	0	1	100%	0%
LEGALIZADO	COMERCIALES	3		-100%	18	1	-94%	21	1	-95%	0%
LINCOLN	BLACKWOOD PICK UP			100%		1	100%	0	1	100%	0%
LINCOLN	LS	1		-100%	2	1	-50%	3	1	-67%	0%
LINCOLN	MKS	2		-100%	1	1	0%	3	1	-67%	0%
LINCOLN	TOWN CAR			100%		1	100%	0	1	100%	0%
MACK	6 X 2 TOLVA		1	100%			100%	0	1	100%	0%
MAN	AUTOBUSES FORANEOS		1	100%			100%	0	1	100%	0%
MASERATI	COUPE		1	100%			100%	0	1	100%	0%
MERCEDES BENZ	AUTOBUSES FORANEO	2		-100%		1	100%	2	1	-50%	0%
MERCEDES BENZ	CLASE GE			100%		1	100%	0	1	100%	0%
MERCEDES BENZ	SPRINTER CAJA SECA (416,415)	1	1	0%	1		-100%	2	1	-50%	0%
MERCEDES BENZ	SPRINTER CREW 316,416,515	1	1	0%			100%	1	1	0%	0%
MERCEDES BENZ	VITO CARGO VAN	1	1	0%			100%	1	1	0%	0%
MERCURY	MILAN	1		-100%		1	100%	1	1	0%	0%
MERCURY	MOUNTAINEER			100%	1	1	0%	1	1	0%	0%
MERCURY	MYSTIQUE	1		-100%	4	1	-75%	5	1	-80%	0%

mitsubishi	galant	1	-100%	1	1	0%	2	1	-50%	0%	
MOTO GUZZI	111-250		100%		1	100%	0	1	100%	0%	
MRT	251 650		100%		1	100%	0	1	100%	0%	
MV AGUSTA	651-1000		100%			100%	0	1	100%	0%	
NISSAN	300ZX	4	-75%	1		-100%	5	1	-80%	0%	
NISSAN	ARMADA	1	1	0%		100%	1	1	0%	0%	
NISSAN	GT-R		100%			100%	0	1	100%	0%	
NISSAN	ICHI VAN PASAJEROS	2	-100%		5	1	-80%	7	1	-86%	0%
NISSAN	SAMURAI, SAKURA		100%	1		-100%	1	1	0%	0%	
NISSAN	XTRAIL HIBRIDO		100%		1	100%	0	1	100%	0%	
PEUGEOT	306		100%	1	1	0%	1	1	0%	0%	
PEUGEOT	5008		100%			100%	0	1	100%	0%	
PEUGEOT	607		100%			100%	0	1	100%	0%	
PEUGEOT	EXPERT TEPEE CARGO	1	1	0%		100%	1	1	0%	0%	
PEUGEOT	MANAGER CARGO VAN	3	1	-67%	1	-100%	4	1	-75%	0%	
PEUGEOT	MANAGER CHASIS		100%			100%	0	1	100%	0%	
PEUGEOT	MANAGER PASAJEROS	3	1	-67%	1	-100%	4	1	-75%	0%	
POLARIS	251-650	2	1	-50%	1	-100%	3	1	-67%	0%	
POLUX QLINK	111 250		100%		1	100%	0	1	100%	0%	
RAMIREZ	RAMIREZ	1	1	0%		100%	1	1	0%	0%	
RENAULT	TRAFFIC PANEL	2		-100%	1	1	0%	3	1	-67%	0%
RENAULT	TRAFIC CARGA	1	1	0%	1	-100%	2	1	-50%	0%	
ROVER	MG		100%			100%	0	1	100%	0%	
SCANIA	AUTOBUS FORANEO		100%			100%	0	1	100%	0%	
SEAT	EXEO		100%			100%	0	1	100%	0%	
SEAT	FREETRACK	1	1	0%		100%	1	1	0%	0%	
SUBARU	BRZ	1	1	0%		100%	1	1	0%	0%	
SUBARU	OUTBACK		100%		1	100%	0	1	100%	0%	
SUZUKI	XL7	1		-100%		100%	1	1	0%	0%	
TESLA	S	1	1	0%		100%	1	1	0%	0%	
TOROMEX	111-250		100%		1	100%	0	1	100%	0%	
TRIUMPH	251-650		100%		1	100%	0	1	100%	0%	
TRIUMPH	651-1000	1	1	0%		100%	1	1	0%	0%	
UAZ	HUNTER		100%			100%	0	1	100%	0%	
VELOCI MOTORS	111 250	2	1	-50%		100%	2	1	-50%	0%	
VESPA	111-250	1		-100%		100%	1	1	0%	0%	
VOLKSWAGEN	4 X 2 CAJA REFRIGERADA		100%			100%	0	1	100%	0%	
VOLKSWAGEN	CC	2	1	-50%	1	-100%	3	1	-67%	0%	
VOLKSWAGEN	CRAFTER CAJA REDILAS		100%			100%	0	1	100%	0%	
VOLKSWAGEN	DERBY VAN	4	1	-75%	1	-100%	5	1	-80%	0%	
VOLKSWAGEN	MICROBUS	1	1	0%		100%	1	1	0%	0%	
VOLKSWAGEN	POINTER STATION WAGON		100%		1	1	0%	1	1	0%	0%
VOLKSWAGEN	ROUTAN	1	1	0%	1	-100%	2	1	-50%	0%	
VOLKSWAGEN	VIRTUS		100%			100%	0	1	100%	0%	
VOLVO	4 X 2 CAJA SECA		100%	1		-100%	1	1	0%	0%	
VOLVO	6 X 4 VOLTEO		100%			100%	0	1	100%	0%	
WHITE	WHITE		100%	1		-100%	1	1	0%	0%	
ZHEJANG TAIZHOU	111 250		100%		1	100%	0	1	100%	0%	
ZHEJANG TAIZHOU VENTO	111 250		100%		1	100%	0	1	100%	0%	
ACURA	CL	1		-100%	2	-100%	3	0	-100%	0%	
ACURA	RSX		100%		1	-100%	1	0	-100%	0%	
ALFA ROMEO	147	1		-100%	1	-100%	2	0	-100%	0%	
ARGO	111-250		100%		1	-100%	1	0	-100%	0%	
ASTRA	CAMION	1		-100%		100%	1	0	-100%	0%	
AUDI	RS3	1		-100%	1	-100%	2	0	-100%	0%	
AUDI	RS6	1		-100%		100%	1	0	-100%	0%	
BAIC	X65	1		-100%		100%	1	0	-100%	0%	
BMW	SERIE 3 HIBRIDO	1		-100%		100%	1	0	-100%	0%	
BMW	SERIE 8	1		-100%		100%	1	0	-100%	0%	
BMW	SERIE Z	1		-100%	1	-100%	2	0	-100%	0%	
BUELL	251-650	1		-100%		100%	1	0	-100%	0%	
BUICK	REGAL	2		-100%	1	-100%	3	0	-100%	0%	
CADILLAC	ESCALADE PICK UP	1		-100%	2	-100%	3	0	-100%	0%	
CADILLAC	XRL	1		-100%		100%	1	0	-100%	0%	
CBO	1000-1500		100%		1	-100%	1	0	-100%	0%	
CHANGAN	PICK UP		100%		1	-100%	1	0	-100%	0%	
CHRYSLER	6 X 2 CAJA MUDANCERA	1		-100%		100%	1	0	-100%	0%	
CHRYSLER	6 X 2 RAM VOLTEO		100%		1	-100%	1	0	-100%	0%	
CHRYSLER	D 300	2		-100%		100%	2	0	-100%	0%	
CHRYSLER	D-350,RAM 3500,4000 TANQUE	3		-100%	1	-100%	4	0	-100%	0%	
CHRYSLER	DART K, VOLARE K	1		-100%		100%	1	0	-100%	0%	
CHRYSLER	D-W250 VAN		100%		1	-100%	1	0	-100%	0%	
CHRYSLER	PHANTOM		100%		2	-100%	2	0	-100%	0%	

CHRYSLER	RAM 6500 AUTOBUS URBANO		100%	1	-100%	1	0	-100%	0%
CHRYSLER	RAM AUTOBUS URBANO	4	-100%	6	-100%	10	0	-100%	0%
CHRYSLER	VOLARE, SUPER BEE, STEALTH		100%	1	-100%	1	0	-100%	0%
DINA	6 X 2 CAJA MUDANCERA	1	-100%		100%	1	0	-100%	0%
DINA	6 X 2 VOLTEO	1	-100%		100%	1	0	-100%	0%
DINA	6 X 4 CAJA SECA	1	-100%		100%	1	0	-100%	0%
DINA	6 X 4 TOLVA	1	-100%		100%	1	0	-100%	0%
DINA	AUTOBUSES URBANO	1	-100%	1	-100%	2	0	-100%	0%
DINAMO	251 650	1	-100%		100%	1	0	-100%	0%
DINLI	111-250	1	-100%	1	-100%	2	0	-100%	0%
FAMSA	4 X 2 CAJA REDILAS	1	-100%		100%	1	0	-100%	0%
FAW	F4	1	-100%		100%	1	0	-100%	0%
FAW	GF60	1	-100%	1	-100%	2	0	-100%	0%
FAW	GF900		100%	1	-100%	1	0	-100%	0%
FAW	PICK UP	2	-100%	1	-100%	3	0	-100%	0%
FIAT	500L	1	-100%		100%	1	0	-100%	0%
FIAT	STILO SHUMACHER	1	-100%		100%	1	0	-100%	0%
FORD	4 X 2 PLATAFORMA	1	-100%		100%	1	0	-100%	0%
FORD	CARRY ALL		100%	1	-100%	1	0	-100%	0%
FORD	CLUB WAGON PASAJEROS	2	-100%		100%	2	0	-100%	0%
FORD	COUGAR	1	-100%		100%	1	0	-100%	0%
FORD	F-350,450,550 TANQUE	1	-100%		100%	1	0	-100%	0%
FORD	F-800 6 X 2 VOLTEO	1	-100%		100%	1	0	-100%	0%
FOTON	AUTOBUSES URBANOS	1	-100%		100%	1	0	-100%	0%
FREIGHTLINER	AUTOBUS URBANO	2	-100%		100%	2	0	-100%	0%
GENERAL MOTORS	4 X 2 CAJA MUDANCERA		100%	2	-100%	2	0	-100%	0%
GENERAL MOTORS	4 X 2 CAJA REDILAS	5	-100%		100%	5	0	-100%	0%
GENERAL MOTORS	4 X 2 PLATAFORMA		100%	1	-100%	1	0	-100%	0%
GENERAL MOTORS	BONNEVILLE		100%	1	-100%	1	0	-100%	0%
GENERAL MOTORS	C-30,35,36,3500 CAJA MUDANCERA	1	-100%		100%	1	0	-100%	0%
GENERAL MOTORS	CUTAWAY	1	-100%		100%	1	0	-100%	0%
GENERAL MOTORS	EPICA		100%	1	-100%	1	0	-100%	0%
GENERAL MOTORS	G4	1	-100%		100%	1	0	-100%	0%
GENERAL MOTORS	KODIAK 6 X 2 TANQUE	2	-100%		100%	2	0	-100%	0%
GENERAL MOTORS	MICROBUS	2	-100%	1	-100%	3	0	-100%	0%
GENERAL MOTORS	SILHOUETTE	1	-100%	2	-100%	3	0	-100%	0%
GENERAL MOTORS	VOLT	1	-100%		100%	1	0	-100%	0%
HERCULES	111 250	2	-100%		100%	2	0	-100%	0%
HUMMER	H2		100%	1	-100%	1	0	-100%	0%
HYUNDAI	GENESSIS		100%	2	-100%	2	0	-100%	0%
HYUNDAI	VELOSTER	1	-100%		100%	1	0	-100%	0%
INFINITI	FX37	2	-100%		100%	2	0	-100%	0%
INFINITI	G37	2	-100%		100%	2	0	-100%	0%
INFINITI	M56	1	-100%		100%	1	0	-100%	0%
INFINITI	Q70	3	-100%		100%	3	0	-100%	0%
INTERNATIONAL	4 X 2 CAJA MUDANCERA	7	-100%	1	-100%	8	0	-100%	0%
INTERNATIONAL	4 X 2 CAJA REDILAS	1	-100%		100%	1	0	-100%	0%
INTERNATIONAL	4 X 2 PLATAFORMA	3	-100%	1	-100%	4	0	-100%	0%
INTERNATIONAL	4 X 2 TANQUE	1	-100%		100%	1	0	-100%	0%
INTERNATIONAL	6 X 2 CONTENEDOR		100%	1	-100%	1	0	-100%	0%
INTERNATIONAL	6 X 4 VOLTEO	2	-100%		100%	2	0	-100%	0%
JAGUAR	XF	1	-100%		100%	1	0	-100%	0%
JINCHENG	111 250	1	-100%		100%	1	0	-100%	0%
JINHAO	111-250		100%	1	-100%	1	0	-100%	0%
KENWORTH	4 X 2 CAJA REDILAS	3	-100%	1	-100%	4	0	-100%	0%
KENWORTH	4 X 2 VOLTEO	1	-100%		100%	1	0	-100%	0%
KENWORTH	6 X 2 CAJA MUDANCERA	1	-100%		100%	1	0	-100%	0%
KENWORTH	6 X 2 CAJA REDILAS	2	-100%		100%	2	0	-100%	0%
KENWORTH	6 X 2 PLATAFORMA	1	-100%		100%	1	0	-100%	0%
KENWORTH	6 X 4 VACTOR DESASOLVE	1	-100%	1	-100%	2	0	-100%	0%
KUMOTO	111-250		100%	1	-100%	1	0	-100%	0%
KURAZAI	50-110	1	-100%		100%	1	0	-100%	0%
LINCOLN	AVIATOR	2	-100%	1	-100%	3	0	-100%	0%
LINCOLN	ZEPHYR		100%	1	-100%	1	0	-100%	0%
MASERATI	CHIBLI		100%	1	-100%	1	0	-100%	0%
MASERATI	GT		100%	1	-100%	1	0	-100%	0%
MERCEDES BENZ	CLASE R	1	-100%		100%	1	0	-100%	0%
MERCEDES BENZ	CLASE SL	1	-100%		100%	1	0	-100%	0%
MERCEDES BENZ	CLASE SLC	1	-100%		100%	1	0	-100%	0%
MERCEDES BENZ	VITO	1	-100%		100%	1	0	-100%	0%
MERCEDES BENZ Y									
FREIGHTLINER	4 X 2 PLATAFORMA	3	-100%	2	-100%	5	0	-100%	0%
MERCEDES BENZ Y									
FREIGHTLINER	4 X 2 VOLTEO	1	-100%		100%	1	0	-100%	0%

MERCEDES BENZ Y FREIGHLINER	6 X 2 GRUA PERIFERICA	2	-100%	1	-100%	3	0	-100%	0%		
MERCURY	GRAND MARQUIS MOD. 2000 AL 2004		100%	2	-100%	2	0	-100%	0%		
MITSUBISHI	GRANDIS	2	-100%	1	-100%	3	0	-100%	0%		
MITSUBISHI	SPACESTAR	1	-100%		100%	1	0	-100%	0%		
MUTANT MOTORS	251-650	1	-100%		100%	1	0	-100%	0%		
MV AGUSTA	251-650		100%	1	-100%	1	0	-100%	0%		
NISSAN	350Z	1	-100%	1	-100%	2	0	-100%	0%		
NISSAN	ICHI-VAN Y URVAN, SERVICIO PÚBLICO	7	-100%		100%	7	0	-100%	0%		
NISSAN	LEAF	1	-100%		100%	1	0	-100%	0%		
PEUGEOT	111-250	1	-100%		100%	1	0	-100%	0%		
PEUGEOT	406	1	-100%		100%	1	0	-100%	0%		
PEUGEOT	EXPERT	1	-100%		100%	1	0	-100%	0%		
PIAGGIO	251-650	1	-100%	1	-100%	2	0	-100%	0%		
PIAGGIO	ESTACAS	16	-100%	28	-100%	44	0	-100%	0%		
OLINK	251-650		100%	2	-100%	2	0	-100%	0%		
ROVER	75		100%	3	-100%	3	0	-100%	0%		
SEAT	CUPRA	1	-100%		100%	1	0	-100%	0%		
SPARTAK	S1000	1	-100%		100%	1	0	-100%	0%		
SSANGYONG	REXTON	1	-100%		100%	1	0	-100%	0%		
STERLING	4 X 2 CAJA REDILAS	1	-100%		100%	1	0	-100%	0%		
STERLING	6 X 2 CAJA REDILAS		100%	1	-100%	1	0	-100%	0%		
SUBARU	LEGACY	1	-100%		100%	1	0	-100%	0%		
SUBARU	WRX	1	-100%		100%	1	0	-100%	0%		
SUBARU	XV		100%	2	-100%	2	0	-100%	0%		
TOYOTA	SOLARA	1	-100%		100%	1	0	-100%	0%		
TURISTA	AUTOBUS	1	-100%		100%	1	0	-100%	0%		
TURISTAS	AUTOMOVILES		100%	1	-100%	1	0	-100%	0%		
VENTO	50-110	1	-100%		100%	1	0	-100%	0%		
VOLKSWAGEN	CRAFTER MICROBUS		100%	1	-100%	1	0	-100%	0%		
VOLKSWAGEN	EOS	1	-100%		100%	1	0	-100%	0%		
VOLKSWAGEN	EUROVAN SERVICIO PÚBLICO	1	-100%		100%	1	0	-100%	0%		
VOLKSWAGEN	MULTIVAN		100%	1	-100%	1	0	-100%	0%		
VOLVO	C30	1	-100%		100%	1	0	-100%	0%		
VOLVO	C70	1	-100%		100%	1	0	-100%	0%		
VOLVO	MICROBUS	1	-100%		100%	1	0	-100%	0%		
VOLVO	S80	2	-100%	1	-100%	3	0	-100%	0%		
VOLVO	V50		100%	1	-100%	1	0	-100%	0%		
VOLVO	V60	1	-100%		100%	1	0	-100%	0%		
ZANETTI	251-650	1	-100%		100%	1	0	-100%	0%		
TOTAL GENERAL		44747	38397	-14%	25867	25505	-1%	70614	63902	-10%	100%

PORCENTAJE DE PARTICIPACION POR TIPO DE ROBO Y POR AÑO.

63% 60%

37% 40%



VEHÍCULOS ROBADOS AL SECTOR ASEGURADOR **POR MUNICIPIO, A NIVEL NACIONAL**, DURANTE EL PERIODO 01/01/2019 AL 30/09/2019 Y SU COMPORTAMIENTO DURANTE 2015, 2016, 2017 Y 2018 EN EL MISMO PERIODO, **ORDENADO POR LOS MUNICIPIOS CON MÁS ROBOS DURANTE 2019.**



ENTIDAD FEDERATIVA	MUNICIPIO	lugar en 2015	lugar en 2016	lugar en 2017	lugar en 2018	lugar en 2019	TOTAL					% DE INCR. EN 2019
							2015	2016	2017	2018	2019	
JALISCO	GUADALAJARA	2	2	2	2	1	2662	3084	4570	4768	4896	3%
MEXICO	ECATEPEC DE MORELOS	1	1	1	1	2	4067	4498	4936	5271	4279	-19%
PUEBLA	PUEBLA	10	10	8	4	3	738	862	1242	1995	1820	-9%
MEXICO	TLALNEPANTLA DE BAZ	3	3	3	3	4	1587	1477	2259	2262	1759	-22%
JALISCO	ZAPOPAN	7	4	5	6	5	1059	1452	2062	1654	1736	5%
GUANAJUATO	CELAYA	55	46	32	13	6	192	262	498	866	1464	69%
SINALOA	CULIACAN	4	7	4	5	7	1207	1066	2177	1852	1422	-23%
MEXICO	NAUCALPAN DE JUAREZ	8	5	6	7	8	1033	1443	1996	1564	1248	-20%
CIUDAD DE MEXICO	IGTAPALAPA	6	8	10	8	9	1099	1036	1221	1325	1126	-15%
CIUDAD DE MEXICO	GUSTAVO A. MADERO	9	9	7	10	10	936	950	1266	1144	1024	-10%
MEXICO	CUAUTITLAN IZCALLI	11	12	13	14	11	728	780	850	839	961	15%
MEXICO	NEZAHUALCOYOTL	5	6	9	11	12	1181	1214	1222	1094	922	-16%
BAJA CALIFORNIA	TIJUANA	33	24	12	12	13	355	447	933	925	922	0%
JALISCO	TONALA	75	73	48	47	14	119	150	364	388	849	119%
TABASCO	CENTRO	13	11	11	9	15	669	803	1139	1198	832	-31%
MEXICO	CUAUTITLAN	25	19	29	20	16	456	528	521	726	815	12%
QUERETARO	QUERETARO	24	21	17	15	17	463	501	690	839	776	-8%
MEXICO	TULTITLAN	23	16	21	18	18	476	597	651	768	755	-2%
JALISCO	TLAQUEPAQUE	35	31	20	22	19	351	412	662	646	755	17%
MEXICO	TOLUCA	12	14	14	19	20	710	775	808	737	732	-1%
MEXICO	TECAMAC	34	23	15	17	21	353	451	791	781	719	-8%
CIUDAD DE MEXICO	BENTO JUAREZ	18	18	16	16	22	514	572	697	784	696	-11%
CIUDAD DE MEXICO	COYOACAN	16	26	26	32	23	538	439	552	552	633	15%
NUEVO LEON	MONTERREY	14	13	22	25	24	581	779	638	610	603	-1%
MEXICO	COACALCO DE BERRIOZABAL	29	33	30	30	25	398	402	511	567	597	7%
SAN LUIS POTOSI	SAN LUIS POTOSI	51	55	49	39	26	206	244	345	467	579	24%
MICHOACAN	URUAPAN	70	39	45	40	27	134	311	377	463	576	24%
VERACRUZ	VERACRUZ	22	17	18	21	28	483	579	675	655	573	-13%
CIUDAD DE MEXICO	CUAUHTEMOC	20	20	24	29	29	491	513	593	560	568	1%
MORELOS	CUERNAVACA	28	22	38	38	30	413	454	451	470	543	16%
GUANAJUATO	LEON	40	40	37	24	31	309	309	476	636	528	-17%
CIUDAD DE MEXICO	TLALPAN	32	34	28	31	32	370	392	522	556	521	-6%
CIUDAD DE MEXICO	AZCAPOTZALCO	27	25	25	27	33	420	442	573	569	514	-10%
GUERRERO	ACAPULCO DE JUAREZ	15	27	19	23	34	556	432	668	642	467	-27%
MICHOACAN	MORELIA	21	15	23	28	35	487	614	625	566	457	-19%
JALISCO	TLAJOMULCO DE ZUDIGA	73	58	41	45	36	124	234	411	401	440	10%
CIUDAD DE MEXICO	MIGUEL HIDALGO	30	30	34	35	37	393	417	488	509	435	-15%
CIUDAD DE MEXICO	ALVARO OBREGON	37	35	36	34	38	323	392	480	533	421	-21%
MEXICO	PAZ LA	41	42	52	43	39	297	291	327	425	414	-3%
MEXICO	ATIZAPAN DE ZARAGOZA	47	51	46	44	40	220	255	374	408	414	1%
CHIHUAHUA	JUAREZ	45	43	44	48	41	258	286	384	382	396	4%
MEXICO	CHIMALHUACAN	43	38	42	37	42	282	344	396	480	381	-21%
PUEBLA	TECAMACHALCO	141	93	93	54	43	39	86	115	336	372	11%
MEXICO	ATIZAPAN	72	64	54	53	44	129	188	312	345	364	6%
AGUASCALIENTES	AGUASCALIENTES	67	56	51	51	45	140	244	329	368	350	-5%
CIUDAD DE MEXICO	VENUSTIANO CARRANZA	42	41	43	50	46	288	309	395	374	348	-7%
MEXICO	CHALCO	17	28	39	33	47	523	430	447	541	344	-36%
CHIHUAHUA	CHIHUAHUA	19	36	31	36	48	498	378	498	498	333	-33%
QUINTANA ROO	BENTO JUAREZ	71	85	70	63	49	134	102	196	267	331	24%
TAMAUJUPAS	REYNOSA	26	45	35	26	50	440	265	481	576	329	-43%
PUEBLA	TEHUACAN	100	79	50	41	51	63	117	330	457	307	-33%
CIUDAD DE MEXICO	IGTACALCO	39	50	47	55	52	318	259	372	330	305	-8%
GUANAJUATO	IRAPUATO	56	47	53	42	53	190	262	325	450	279	-38%
NUEVO LEON	APODACA	64	49	68	66	54	151	260	221	254	267	5%
VERACRUZ	CORDOBA	62	67	58	65	55	165	174	270	261	251	-4%
NUEVO LEON	GUADALUPE	48	44	57	67	56	215	275	271	251	250	0%
BAJA CALIFORNIA	MEXICALI	31	32	40	58	57	384	406	417	302	247	-18%
MEXICO	IXTAPALUCA	50	61	55	59	58	209	193	307	299	246	-18%
CIUDAD DE MEXICO	XOCHIMILCO	65	62	76	70	59	150	191	158	238	246	3%
MEXICO	NICOLAS ROMERO	83	83	80	79	60	101	107	153	171	245	43%
TABASCO	CARDENAS	86	66	56	57	61	96	183	306	316	238	-25%
NUEVO LEON	SAN NICOLAS DE LOS GARZA	66	60	65	72	62	141	206	245	218	236	8%
HIDALGO	PACHUCA DE SOTO	63	53	64	69	63	163	246	249	242	229	-5%
SONORA	HERMOSILLO	36	37	33	46	64	348	356	493	392	226	-42%
MEXICO	TEXCOCO	58	54	60	60	65	183	245	265	295	226	-23%
CHIAPAS	TUXTLA GUTIERREZ	49	52	67	62	66	209	254	222	278	222	-20%
GUANAJUATO	SALAMANCA	79	72	71	52	67	111	156	178	358	213	-41%
VERACRUZ	COATZACOALCOS	44	29	27	56	68	281	418	529	318	212	-33%
VERACRUZ	XALAPA	59	71	62	68	69	180	162	256	249	209	-16%
SINALOA	MAZATLAN	61	59	63	77	70	172	221	255	187	201	7%
COAHUILA	TORREON	54	69	79	73	71	197	163	153	216	194	-10%
MEXICO	ZUMPANGO	80	76	61	64	72	102	119	263	266	185	-30%
PUEBLA	TEPEACA	129	116	104	76	73	43	64	95	193	166	-14%
PUEBLA	SAN MARTIN TEXMELUCAN	97	88	121	75	74	67	96	74	209	163	-22%
OAXACA	OAXACA DE JUAREZ	57	63	73	89	75	189	188	175	144	162	13%
TLAXCALA	TLAXCALA	147	121	99	84	76	37	62	108	158	157	-1%
GUERRERO	CHILPANCIIGO DE LOS BRAVO	38	48	69	71	77	322	260	213	227	155	-32%
CIUDAD DE MEXICO	TLAHUAC	69	84	81	80	78	137	106	148	171	150	-12%
MEXICO	VALLE DE CHALCO SOLIDARIDAD	78	113	87	82	79	116	67	127	166	150	-10%
MICHOACAN	APATZINGAN	120	74	74	49	80	48	149	163	381	145	-62%
SONORA	CAJEME	81	95	102	105	81	102	83	99	116	145	25%
BAJA CALIFORNIA	ENSENADA	104	123	94	110	82	62	61	115	112	144	29%
QUERETARO	SAN JUAN DEL RIO	102	91	96	81	83	63	89	112	171	141	-18%
MEXICO	TULTEPEC	124	102	101	100	84	45	76	107	122	140	15%
VERACRUZ	MNATITLAN	85	75	59	74	85	97	148	269	210	139	-34%
MICHOACAN	LAZARO CARDENAS	60	70	66	78	86	176	163	237	187	139	-26%
MORELOS	JUITEPEC	87	82	86	88	87	90	109	130	146	137	-6%
MEXICO	TEPOTZOTLAN	109	129	123	115	88	58	55	73	101	133	32%
TLAXCALA	CALPULALPAN	128	94	83	103	89	44	84	142	119	131	10%
MEXICO	ACOLMAN	94	81	82	95	90	79	110	145	128	129	1%
CIUDAD DE MEXICO	MAGDALENA CONTRERAS LA	95	105	105	118	91	75	74	94	96	127	32%
YUCATAN	MERIDA	105	100	90	86	92	62	77	118	154	125	-19%
PUEBLA	SAN ANDRES CHOLLULA	195	144	112	101	93	23	46	85	122	122	0%
JALISCO	SALTO EL	138	127	110	114	94	39	57	86	104	120	15%
MEXICO	HUEHUETCOA	98	103	120	116	95	66	75	75	97	118	22%
PUEBLA	CUAUTLACINGO	235	177	146	119	96	16	29	56	96	118	23%
COAHUILA	SALTILLO	74	97	98	99	97	122	81	110	123	117	-5%
NUEVO LEON	GENERAL ESCOBEDO	88	89	91	94	98	88	95	117	131	114	-13%
JALISCO	PUERTO VALLARTA	113	90	106	111	99	56	91	88	111	114	3%
VERACRUZ	BOCA DEL RIO	77	80	97	106	100	118	114	111	115	113	-2%
MEXICO	METEPEC	76	86	89	98	101	119	97	123	125	111	-11%
VERACRUZ	ACAYUCAN	175	132	175	145	102	27	53	40	67	111	66%
QUERETARO	MARQUES EL	101	106	131	102	103	63	74	68	122	109	-11%

MEXICO	CHICOLAAPAN	91	98	107	90	104	82	79	87	144	106	-26%
HIDALGO	TULA DE ALLENDE	108	125	100	96	105	59	58	108	126	106	-16%
GUANAJUATO	SILAO	155	138	134	92	106	32	50	62	134	105	-22%
MICHOACAN	ZAMORA	93	68	84	113	107	80	166	134	107	105	-2%
GUERRERO	ZHUATANEJO DE AZUETA	144	77	95	112	108	38	119	112	108	99	-8%
HIDALGO	TULANCINGO DE BRAVO	111	137	108	120	109	57	50	87	94	99	5%
CIUDAD DE MEXICO	CUAJIMALPA DE MORELOS	110	118	143	132	110	57	63	58	81	97	20%
GUANAJUATO	CORTAZAR	298	247	239	178	111	10	17	24	46	97	111%
TABASCO	COMALCALCO	125	119	77	61	112	45	63	198	291	96	-67%
VERACRUZ	POZA RICA DE HIDALGO	52	57	72	104	113	201	236	177	117	96	-18%
PUEBLA	AMOZOC	157	142	151	91	114	32	47	54	136	95	-30%
SINALOA	AHOME	106	110	127	97	115	61	70	70	126	93	-26%
TLAXCALA	APIZACO	126	108	88	93	116	45	73	125	131	92	-30%
QUINTANA ROO	SOLIDARIDAD	181	156	168	138	117	26	38	43	73	92	26%
SAN LUIS POTOSI	SOLEDAD DE GRACIANO SANCHEZ	292	228	231	150	118	11	19	25	64	90	41%
COLIMA	MANZANILLO	117	131	132	153	119	51	53	68	60	85	42%
PUEBLA	SAN PEDRO CHOLULA	196	206	176	159	120	23	23	40	56	84	50%
MORELOS	CUAUTLA	116	126	126	117	121	52	58	71	97	82	-15%
TABASCO	HUIMANGUILLO	159	124	116	109	122	32	60	80	113	81	-28%
PUEBLA	ACATZINGO	174	154	241	121	123	27	38	23	91	80	-12%
TABASCO	VILLAHERMOSA					124					78	100%
VERACRUZ	ORIZABA	96	87	75	87	125	73	96	159	147	77	-48%
MEXICO	HUIXQUILCAN	84	92	111	137	126	97	87	85	74	76	3%
GUANAJUATO	GUANAJUATO	118	133	157	135	127	49	52	49	77	75	-3%
PUEBLA	ESPERANZA	171	165	139	85	128	28	33	60	155	73	-53%
DURANGO	GOMEZ PALACIO	99	117	118	130	129	65	63	78	82	73	-11%
MEXICO	TEOLOYUCAN	194	122	128	147	130	23	62	70	66	73	11%
NEUVO LEON	SANTA CATARINA	140	109	122	156	131	39	72	74	57	73	28%
TAMAULIPAS	TAMPICO	46	65	78	124	132	221	186	153	88	71	-19%
QUERETARO	CORREGIDORA	172	150	148	134	133	28	41	55	78	71	-9%
PUEBLA	HUEJOTZINGO	337	241	306	200	134	8	18	15	36	69	92%
VERACRUZ	SAYULA DE ALEMAN	403	493	356	241	135	6	4	11	27	69	156%
DURANGO	DURANGO	92	112	117	125	136	81	68	78	86	67	-22%
PUEBLA	CORONANGO	675	229	210	154	137	2	19	29	60	67	12%
HIDALGO	TIZAYUCA	115	111	109	122	138	53	70	86	90	66	-27%
NAYARIT	TEPEC	156	140	155	127	139	32	49	51	84	63	-25%
TLAXCALA	HUAMANTLA	151	162	113	133	140	34	34	84	80	63	-21%
JALISCO	TEPATITLAN DE MORELOS	189	134	152	176	141	24	52	52	47	62	32%
GUANAJUATO	APASEO EL GRANDE	250	225	188	169	142	14	19	38	51	60	18%
JALISCO	LAGOS DE MORENO	148	175	145	144	143	36	29	58	67	59	-12%
TABASCO	CUNDUACAN	158	148	85	83	144	32	42	132	164	57	-65%
NEUVO LEON	CADEREYTA JIMENEZ	132	141	133	139	145	41	48	68	72	57	-21%
HIDALGO	TEPEJI DEL RIO DE OCAMPO	201	208	195	197	146	22	23	34	36	56	56%
PUEBLA	CHALCHICOMULA DE SESMA	274	161	137	107	147	12	35	61	114	55	-52%
TAMAULIPAS	ALTAMIRA	68	78	115	141	148	139	118	81	69	55	-20%
NEUVO LEON	GARCIA	210	209	178	152	149	20	23	39	61	55	-10%
TAMAULIPAS	NEUVO LAREDO	90	115	130	157	150	85	65	69	57	54	-5%
MEXICO	TEZOYUCA	146	192	166	185	151	37	25	45	39	53	36%
GUANAJUATO	VALLE DE SANTIAGO	282	261	297	194	152	11	15	16	37	53	43%
NEUVO LEON	JUAREZ	173	130	144	165	153	27	54	58	52	52	0%
VERACRUZ	AMATLAN DE LOS REYES	204	153	136	249	154	22	39	62	24	52	117%
GUANAJUATO	SAN MIGUEL DE ALLENDE	251	253	208	174	155	14	16	30	48	51	6%
SONORA	NOGALES	219	183	163	223	156	18	28	46	29	51	76%
GUERRERO	IGUALA DE LA INDEPENDENCIA	162	120	138	126	157	30	63	60	85	50	-41%
MEXICO	LERMA	114	114	150	155	158	55	66	54	59	50	-15%
NEUVO LEON	ALLENDE	163	145	173	216	159	30	45	41	31	50	61%
VERACRUZ	COSOLEACAQUE	136	101	103	123	160	40	77	96	89	49	-45%
GUANAJUATO	VILLAGRAN	302	271	318	316	161	10	14	14	16	49	206%
MICHOACAN	PIEDAD LA	135	178	140	149	162	40	28	59	64	48	-25%
TABASCO	NACAJUCA	168	163	149	143	163	29	33	55	68	47	-31%
MEXICO	JILOTEPEC	127	146	135	162	164	44	44	62	54	47	-13%
PUEBLA	ATLIXCO	217	234	190	146	165	18	18	35	67	46	-31%
PUEBLA	PALMAR DE BRAVO	395	202	194	136	166	6	24	34	75	45	-40%
CAMPECHE	CARMEN	119	104	154	166	167	48	75	51	52	43	-17%
MEXICO	TEOTIHUACAN	139	160	225	175	168	39	35	26	48	43	-10%
MEXICO	OTUMBA	202	168	217	203	169	22	32	27	34	42	24%
VERACRUZ	ANTIGUA LA	375	315	216	263	170	7	10	28	22	42	91%
PUEBLA	QUECHOLAC	373	491	314	293	171	7	4	15	19	42	121%
CHAPAS	TAPACHULA	154	172	192	129	172	32	31	34	83	41	-51%
TABASCO	PARASO	182	216	142	108	173	26	21	59	114	40	-65%
PUEBLA	HUIAUCHINANGO	236	221	167	163	174	16	20	44	54	40	-26%
VERACRUZ	FORTIN	183	180	162	168	175	26	28	48	51	40	-22%
VERACRUZ	EMILIANO ZAPATA	377	378	180	247	176	7	7	39	25	40	60%
ZACATECAS	ZACATECAS	121	147	160	170	177	48	43	47	50	39	-22%
SINALOA	GUASAVE	142	158	165	183	178	39	37	45	41	39	-5%
MORELOS	TEMIXCO	203	189	182	188	179	22	26	37	38	39	3%
VERACRUZ	TIERRA BLANCA	272	187	230	182	180	13	27	25	42	37	-12%
PUEBLA	CHIGNAHUAPAN	428	319	473	261	181	5	10	6	23	37	61%
TAMAULIPAS	MATAMOROS	53	135	185	160	182	198	51	36	56	36	-36%
COLIMA	COLIMA	122	139	147	181	183	47	49	55	43	36	-16%
TAMAULIPAS	VICTORIA	103	96	129	191	184	63	83	69	37	36	-3%
VERACRUZ	TUXPAN	188	185	171	211	185	25	27	42	32	36	13%
NEUVO LEON	SAN PEDRO GARZA GARCIA	170	164	186	148	186	28	33	38	65	35	-46%
MEXICO	ATLACOMULCO	206	169	237	171	187	21	32	24	50	35	-30%
OAXACA	SAN JUAN BAUTISTA TUXTEPEC	180	155	170	243	188	26	38	42	26	35	35%
TAMAULIPAS	CIUDAD MADERO	82	99	124	172	189	102	77	72	49	34	-31%
JALISCO	ZAPOTLANEJO	253	173	266	251	190	14	31	19	24	34	42%
BAJA CALIFORNIA SUR	PAZ LA	153	149	236	184	191	32	41	24	40	33	-18%
VERACRUZ	PEROTE	187	181	141	187	192	25	28	59	38	33	-13%
SINALOA	NAVOLATO	165	128	92	161	193	30	56	116	55	32	-42%
MEXICO	AMECAMECA	160	184	193	180	194	31	27	34	45	32	-29%
VERACRUZ	IXTACZOQUITLAN	402	307	409	238	195	6	11	8	28	32	14%
MEXICO	ZINACANTEPEC	178	205	253	248	196	26	23	21	25	32	28%
MEXICO	VALLE DE BRAVO	388	317	385	345	197	6	10	9	14	32	129%
HIDALGO	TEPEAPULCO	317	171	218	214	198	9	32	27	32	31	-3%
CAMPECHE	CAMPECHE	192	174	161	201	199	23	30	47	35	30	-14%
CHAPAS	REFORMA	222	190	169	210	200	17	26	43	32	30	-6%
CIUDAD DE MEXICO	MILPA ALTA	240	186	219	298	201	15	27	27	18	30	67%
BAJA CALIFORNIA	PLAYAS DE ROSARITO	312	328	184	177	202	9	9	37	46	29	-37%
HIDALGO	MINERAL DE LA REFORMA	223	211	183	189	203	17	23	37	38	29	-24%
MEXICO	MELCHOR OCAMPO	244	393	223	204	204	15	6	27	34	29	-15%
CHAPAS	SAN CRISTOBAL DE LAS CASAS	199	207	267	235	205	22	23	19	28	29	4%
PUEBLA	LIBRES	268	220	187	173	206	13	21	36	49	28	-43%
TLAXCALA	YAHUQUEMECAN	399	353	214	225	207	6	8	29	29	28	-3%
ZACATECAS	GUADALUPE	191	251	248	227	208	24	16	22	29	28	-3%
MORELOS	EMILIANO ZAPATA	266	238	255	228	209	13	18	21	29	28	-3%
GUANAJUATO	APASEO EL ALTO	262	280	362	255	210	13	13	10	24	28	17%
MICHOACAN	ZITACUARO	289	367	320	310	211	11	7	14	17	28	65%
MEXICO	COYOTEPEC	232	243	285	366	212	16	17	17	12	28	133%
GUANAJUATO	SALVATIERRA	408	404	354	368	213	5	6	11	12	28	133%
JALISCO	OCCOTLAN	193	193	246	193	214	23	25	22	37	27	-27%
VERACRUZ	RIO BLANCO	279	239	179	233	215	12	18	39	28	27	-4%
PUEBLA	SAN SALVADOR HUIXCOLOTLA	396		624	262	216	6		4	23	27	17%

BAJA CALIFORNIA SUR	LOS CABOS	239	302	227	279	217	15	11	26	20	27	35%
HIDALGO	ATOTONILCO DE TULA	362	558	265	365	218	7	3	20	12	26	117%
NAYARIT	BAHIA DE BANDERAS	320	285	279	179	219	9	13	18	46	25	-46%
GUANAJUATO	ABASOLO	281	293	363	205	220	11	12	10	34	25	-26%
SINALOA	SALVADOR ALVARADO	198	194	174	206	221	23	25	41	33	25	-24%
NUEVO LEON	SANTIAGO	179	250	212	224	222	26	16	29	29	25	-14%
ZACATECAS	CALERA	1042	616	379	544	223	1	3	10	5	25	400%
TABASCO	MACUSPANA	186	152	125	131	224	25	39	72	81	24	-70%
MICHOACAN	PATZCUARO	225	170	189	196	225	17	32	35	36	24	-33%
VERACRUZ	CUITLAHUAC	134	188	226	202	226	41	26	26	35	24	-31%
MORELOS	YAUTEPEC	166	167	229	220	227	29	32	25	30	24	-20%
QUINTANA ROO	COZUMEL	277	212	315	252	228	12	23	14	24	24	0%
PUEBLA	TEZUITLAN	218	235	254	339	229	18	18	21	14	24	71%
TAMAULIPAS	RIO BRAVO	89	267	198	158	230	88	14	33	57	23	-60%
CHAPAS	PALENQUE	228	200	252	209	231	16	24	21	33	23	-30%
MICHOACAN	BUENAVISTA	555	322	299	236	232	3	10	18	28	23	-18%
COAHUILA	MONCLOVA	137	179	206	245	233	39	28	30	26	23	-12%
QUINTANA ROO	OTHON P. BLANCO	208	232	269	275	234	21	18	19	21	23	10%
GUANAJUATO	SAN FRANCISCO DEL RINCON	299	284	278	291	235	10	13	18	19	23	21%
JALISCO	ARANDAS	303	313	240	300	236	10	10	24	18	23	28%
CHIHUAHUA	DELICIAS	248	326	273	326	237	14	9	19	15	23	53%
TAMAULIPAS	MANTE EL	112	136	203	469	238	57	51	31	7	23	229%
TABASCO	DESONOCIDO	150	249	211	213	239	35	16	29	32	22	-31%
BAJA CALIFORNIA	TECATE	221	210	247	218	240	17	23	22	31	22	-29%
OAXACA	HUIJAUAPAM DE LEON	207	258	158	231	241	21	15	48	28	22	-21%
MEXICO	ATENCO	284	366	288	240	242	11	7	17	27	22	-19%
MICHOACAN	TACAMBARO	479	302	292	243	243	5	18	19	22	16%	
OAXACA	SALINA CRUZ	164	151	228	324	244	30	39	25	15	22	47%
JALISCO	ACATLAN DE JUAREZ	242	435	263	447	245	15	5	20	8	22	175%
PUEBLA	CABADA MORELOS	544	264	199	246	246	4	20	36	21	21	-42%
OAXACA	SANTO DOMINGO TEHUANTEPEC	394	318	310	221	247	6	10	15	30	21	-30%
CIUDAD DE MEXICO	DESONOCIDO	280	196	164	232	248	11	25	46	28	21	-25%
GUANAJUATO	SAN JOSE ITURBIDE	229	252	335	246	249	16	16	12	26	21	-19%
PUEBLA	ZACATLAN	322	295	319	266	250	9	12	14	22	21	-5%
PUEBLA	CUAPIAXTLA DE MADERO	933	534	494	487	251	1	4	6	7	21	200%
QUINTANA ROO	DESONOCIDO	133	143	224	198	252	41	46	26	36	20	-44%
PUEBLA	IZCAR DE MATAMOROS	291	201	215	207	253	11	24	28	33	20	-39%
MEXICO	SAN MATEO ATENCO	224	195	204	234	254	17	25	31	28	20	-29%
JALISCO	CHAPALA	329	371	344	253	255	8	7	12	24	20	-17%
VERACRUZ	COSAMALOAPAN DE CARPIO	271	282	567	269	256	13	13	4	22	20	-9%
SONORA	GUAYMAS	237	269	232	290	257	16	14	25	19	20	5%
COLIMA	VILLA DE ALVAREZ	315	240	256	313	258	9	18	21	16	20	25%
NUEVO LEON	PESQUERIA	266	317	315	259	259	15	14	16	20	25%	
SINALOA	ESCUNAPA	307	248	196	323	260	10	17	34	15	20	33%
CHAPAS	COMITAN DE DOMINGUEZ	325	296	384	357	261	8	12	9	13	20	54%
VERACRUZ	JALTIPAN	345	332	341	473	262	8	9	12	7	20	186%
VERACRUZ	TRES VALLES	510	576	399	674	263	4	3	9	3	20	567%
TABASCO	JALPA DE MENDEZ	697	308	153	140	264	2	11	52	71	19	-73%
GUANAJUATO	PENJAMO	177	213	201	167	265	26	22	32	52	19	-63%
PUEBLA	TILCOTPEC DE BENITO JUAREZ	949	608	284	186	266	1	3	18	39	19	-51%
MEXICO	JALTENCO	243	364	197	212	267	15	7	34	32	19	-41%
SAN LUIS POTOSI	MATEHUALA	691	420	234	274	268	2	6	25	21	19	-10%
VERACRUZ	MEDELLIN	220	301	245	312	269	18	11	23	16	19	19%
OAXACA	JUCHITAN DE ZARAGOZA	130	230	114	142	270	42	18	83	68	18	-74%
VERACRUZ	CHOAPAS LAS	294	222	276	239	271	11	20	18	27	18	-33%
TLAXCALA	SAN PABLO DEL MONTE	586	673	359	254	272	3	2	11	24	18	-25%
BAJA CALIFORNIA SUR	CABOS LOS	261	226	207	271	273	13	19	30	21	18	-14%
MORELOS	HUITZILAC	369	333	311	276	274	7	9	15	21	18	-14%
GUANAJUATO	SAN LUIS DE LA PAZ	300	304	308	284	275	10	11	15	20	18	-10%
MICHOACAN	REYES LOS	265	281	337	296	276	13	13	12	19	18	-5%
SONORA	PUERTO PEBASCO	434	383	275	349	277	5	7	19	13	18	38%
MICHOACAN	MIGUCA	334	191	220	151	278	8	26	27	63	17	-73%
MEXICO	NEXTLALPAN	254	245	172	164	279	14	17	42	54	17	-69%
JALISCO	SAN JUAN DE LOS LAGOS	545	291	199	244	280	3	13	33	26	17	-35%
MORELOS	XOCHITEPEC	335	274	233	250	281	8	14	25	24	17	-29%
MEXICO	AXAPUSCO	469	255	515	268	282	4	16	5	22	17	-23%
MEXICO	IXTLAHUACA	331	330	274	281	283	8	9	19	20	17	-15%
HIDALGO	HUICHAPAN	252	312	518	335	284	14	10	5	15	17	13%
HIDALGO	ZEMPOALA	273	327	448	347	285	12	9	7	14	17	21%
GUANAJUATO	ACAMBARO	521	456	394	358	286	3	5	9	13	17	31%
MORELOS	JOJUTLA	370	314	364	400	287	7	10	10	10	17	70%
VERACRUZ	PAPANTLA	145	107	159	195	288	38	74	47	36	16	-56%
PUEBLA	ACAJETE	427	566	358	219	289	5	3	11	31	16	-48%
QUERETARO	PEDRO ESCOBEDO	276	215	316	229	290	12	22	14	29	16	-45%
VERACRUZ	MARTINEZ DE LA TORRE	190	292	307	237	291	24	12	15	28	16	-43%
VERACRUZ	NOGALES	509	387	202	278	292	4	7	32	20	16	-20%
HIDALGO	ATITLALAQUA	230	363	281	327	293	16	7	18	15	16	7%
GUANAJUATO	JARAL DEL PROGRESO	524	819	790	336	294	3	1	2	15	16	7%
MEXICO	POLOTTILAN	285	346	415	346	295	11	8	8	14	16	14%
MICHOACAN	ARIO	857	716	436	359	296	1	2	8	13	16	23%
CHAPAS	CHIAPA DE CORZO	296	283	382	388	297	10	13	9	11	16	45%
MICHOACAN	PERIBAN	480	505	375	450	298	4	4	10	8	16	100%
MICHOACAN	GABRIEL ZAMORA	475	504	357	475	299	4	4	11	7	16	129%
JALISCO	ATOTONILCO EL ALTO	231	434	391	478	300	16	5	9	7	16	129%
TLAXCALA	CHIAUTEMPAN	502	290	258	190	301	4	13	21	38	15	-61%
MEXICO	DESONOCIDO	471	320	119	256	302	4	10	78	23	15	-35%
ZACATECAS	FRESNILLO	260	270	271	280	303	14	14	19	20	15	-25%
GUANAJUATO	SANTA CRUZ DE JUVENTINO ROSAS	328	555	496	334	304	8	3	6	15	15	0%
MICHOACAN	TARIMBARO	390	277	249	338	305	6	14	22	14	15	7%
MEXICO	APAXCO	415	287	383	370	306	5	13	9	12	15	25%
PUEBLA	SAN MIGUEL XOXTLA	496	265	516	375	307	4	15	5	12	15	25%
TLAXCALA	IXTACUIXTLA DE MARIANO MATAM	996	612	432	480	308	1	3	8	7	15	114%
QUINTANA ROO	TULUM	498	574	658	500	309	4	3	3	7	15	114%
JALISCO	ZAPOTLAN EL GRANDE	305	294	286	264	310	10	12	17	22	14	-36%
HIDALGO	IMQUILPAN	808	323	520	289	311	1	10	5	20	14	-30%
PUEBLA	AHUAZOTEPEC	929	532	259	301	312	1	4	21	18	14	-22%
MICHOACAN	JACONA	306	262	298	304	313	10	15	16	18	14	-22%
GUANAJUATO	COMONFORT	785	471	900	321	314	1	5	1	16	14	-13%
TABASCO	EMILIANO ZAPATA	435	406	478	333	315	5	6	6	15	14	-7%
MEXICO	TEMASCALAPA	333	372	368	369	316	8	7	10	12	14	17%
QUERETARO	TEQUISQUIAPAN	577	257	446	405	317	3	16	7	10	14	40%
SONORA	NAVOJOA	226	219	243	226	318	17	21	23	29	13	-55%
VERACRUZ	THUATLAN	143	203	177	257	319	39	23	39	23	13	-43%
SAN LUIS POTOSI	CARDENAS	197	218	260	258	320	23	21	20	23	13	-43%
NUEVO LEON	MONTEMORELOS	184	279	408	286	321	25	13	8	20	13	-35%
NUEVO LEON	SALINAS VICTORIA	336	331	326	295	322	8	9	13	19	13	-32%
MEXICO	TLALMANALCO	255	246	295	309	323	14	17	16	17	13	-24%
SINALOA	ANGOSTURA	257	214	361	343	324	14	22	10	14	13	-7%
CHIHUAHUA	CUAUHTEMOC	352	352	418	401	325	7	8	8	10	13	30%
PUEBLA	REYES DE JUAREZ LOS	679	468	395	424	326	2	5	9	9	13	44%
MICHOACAN	ZINAPECUARO	877	604	457	483	327	1	3	7	7	13	86%
CHAPAS	OCCOSINGO	350	439	483	485	328	7	5	6	7	13	86%
COLIMA	TECOMAN	314	273	272	507	329	9	14	19	6	13	117%

SONORA	DESCONOCIDO	152	197	209	272	330	33	24	29	21	12	-43%
GUERRERO	EDUARDO NERI	409	381	321	294	331	5	7	14	19	12	-37%
MICHOACÁN	ZACAPU	560	668	304	305	332	3	2	16	18	12	-33%
DURANGO	LERDO	241	244	294	308	333	15	17	16	17	12	-29%
SONORA	SAN LUIS RIO COLORADO	278	396	322	352	334	12	6	14	13	12	-8%
TABASCO	CENTLA	269	254	296	383	335	13	16	16	11	12	9%
MEXICO	OCYOYACAC	233	324	447	406	336	16	9	7	10	12	20%
NUEVO LEÓN	CARMEN	393	446	323	419	337	6	5	14	9	12	33%
JALISCO	GUACHINANGO	820	472	455	430	338	1	5	7	9	12	33%
PUEBLA	NICOLAS BRAVO	941	728	464	432	339	1	2	7	9	12	33%
PUEBLA	ORIENTAL	430	336	386	512	340	5	9	9	6	12	100%
VERACRUZ	OLUTA	715	524	583	976	341	2	4	4	1	12	1100%
AGUASCALIENTES	JESUS MARIA	349	286	262	215	342	7	13	20	32	11	-66%
VERACRUZ	COATEPEC	238	236	277	259	343	16	18	18	20	11	-52%
JALISCO	IXTLAHUACAN DE LOS MEMBRILLOS	631	389	312	265	344	2	7	15	22	11	-50%
SINALOA	ELOTA	167	278	222	299	345	29	13	27	18	11	-39%
CHIAPAS	HUIXTLA	446	648	544	306	346	4	2	5	18	11	-39%
PUEBLA	DESCONOCIDO	575	413	251	418	347	3	6	22	9	11	22%
COAHUILA	CASTADOS	297	368	419	426	348	10	7	8	9	11	22%
CHIHUAHUA	HIDALGO DEL PARRAL	406	494	428	429	349	5	4	8	9	11	22%
JALISCO	ENCARNACION DE DIAZ	541	665	506	433	350	3	2	6	9	11	22%
TLAXCALA	ZACATECO	1006	391	388	452	351	1	7	9	8	11	38%
HIDALGO	EMILIANO ZAPATA	536	339	413	455	352	3	9	8	8	11	38%
MEXICO	TANGUISTENCO	288	796	332	472	353	11	1	13	7	11	57%
AGUASCALIENTES	SAN FRANCISCO DE LOS ROMO	444	409	389	514	354	4	6	9	6	11	83%
GUERRERO	PETATLAN	358	440	527	525	355	7	5	5	6	11	83%
OAXACA	SANTA MARIA HUATULCO	668	688	675	712	356	2	2	3	3	11	267%
MICHOACÁN	SAHUAYO	215	166	191	217	357	19	33	34	31	10	-68%
SINALOA	185	217	221	273	358		25	21	27	21	10	-52%
TABASCO	TENOSIQUE	398	379	301	283	359	6	7	16	20	10	-50%
GUERRERO	TAXCO DE ALARCON	453	499	490	297	360	4	4	6	19	10	-47%
MEXICO	SAN MARTIN DE LAS PIRAMIDES	286	303	325	328	361	11	11	13	15	10	-33%
JALISCO	TEQUILA	304	552	377	330	362	10	3	10	15	10	-33%
MEXICO	ALMOLOYA DE JUAREZ	467	385	328	353	363	4	7	13	13	10	-23%
MEXICO	NOPALTEPEC	473	653	460	360	364	4	2	7	13	10	-23%
MEXICO	CALMAYA	386	563	588	362	365	6	3	4	13	10	-23%
PUEBLA	SAN SALVADOR EL VERDE	945	607	663	395	366	1	3	3	11	10	-9%
HIDALGO	SINGULUCAN	410	335	412	425	367	5	9	8	9	10	11%
MEXICO	XONACATLAN	420	354	568	438	368	5	8	4	9	10	11%
MICHOACÁN	SALVADOR ESCALANTE		763	609	440	369		2	4	9	10	11%
VERACRUZ	SAN ANDRES TUXTLA	347	374	369	449	370	8	7	10	8	10	25%
PUEBLA	TOCHTEPEC		778	782	464	371		2	2	8	10	25%
NUEVO LEÓN	GENERAL ZUAZUA	489	410	524	619	372	4	6	5	4	10	150%
OAXACA	HEROICA CIUDAD DE EJUTLA DE C	900	722	606	628	373	1	2	4	4	10	150%
GUANAJUATO	PURISIMA DEL RINCON	525	578	498	789	374	3	3	6	2	10	400%
TLAXCALA	XICOHTZINCO	705	592		901	375	2	3		2	10	400%
MICHOACÁN	HUANDACAREO					376					10	100%
VERACRUZ	CAMERINO Z MENDOZA	505	256	261	302	377	4	16	20	18	9	-50%
MICHOACÁN	ARTEAGA	389	306	339	329	378	6	11	12	15	9	-40%
HIDALGO	APAN	361	488	427	331	379	7	4	8	15	9	-40%
PUEBLA	SANTIAGO MAHUATLAN		546	293	341	380		4	17	14	9	-36%
MICHOACÁN	TANGANCICUARO	483	289	338	387	381	4	13	12	11	9	-18%
TLAXCALA	TLAXCO	587	415	736	414	382	3	6	2	10	9	-10%
HIDALGO	ACAXOCHTLAN	455	571	537	435	383	4	3	5	9	9	0%
COAHUILA	PIEDRAS NEGRAS	517	455	393	453	384	3	5	9	8	9	13%
GUANAJUATO	TARMORO	788	705	604	494	385	1	2	4	7	9	29%
TLAXCALA	NATVITAS	1000	536	909	504	386	1	4	1	7	9	29%
TLAXCALA	CARMEN TEQUEXQUITLA, EL	310	398	282	508	387	10	6	18	6	9	50%
MEXICO	TEJUPILCO	368	560	397	516	388	7	3	9	6	9	50%
MEXICO	ACULCO	839	889		599	389	1	1		5	9	80%
GUANAJUATO	YURIRIA	790	597	539	692	390	1	3	5	3	9	200%
PUEBLA	OCYOYUCAN	942	729	607	702	391	1	2	4	3	9	200%
MEXICO	SOYANILUPAN DE JUAREZ	416	564	750	724	392	5	3	2	3	9	200%
VERACRUZ	COATZINTLAN	259	237	407	784	393	14	18	8	2	9	350%
SONORA	HUATABAMPO	374	377	522	794	394	7	7	5	2	9	350%
SAN LUIS POTOSI	EBANO	216	259	730	827	395	19	15	2	2	9	350%
NUEVO LEÓN	MARN	490		1012	878	396	4		1	2	9	350%
JALISCO	ZACALCO DE TORRES	413	447	372	965	397	5	5	10	1	9	800%
VERACRUZ	ACTOPAN	1009	739	686	987	398	1	2	3	1	9	800%
TLAXCALA	TETLATLAHUCA		1067	1006	1063	399		1	1	1	9	800%
VERACRUZ	COTAXTLA	400	492	355	222	400	6	4	11	30	8	-73%
PUEBLA	YEHUALTEPEC		1046	509	230	401		1	8	28	8	-72%
JALISCO	TALA	283	345	287	282	402	11	8	17	20	8	-60%
MEXICO	ACAMBAY	465	454	374	285	403	4	5	10	20	8	-60%
OAXACA	SANTA CRUZ XXOXOCTLAN	321	348	343	318	404	9	8	12	16	8	-50%
MICHOACÁN	MARAVATIO	479	338	449	332	405	4	9	7	15	8	-47%
COAHUILA	RAMOS ARIZPE	212	233	334	342	406	19	18	12	14	8	-43%
GUANAJUATO	DOLORES HIDALGO	452	570	378	344	407	4	3	10	14	8	-43%
TABASCO	TEAPA	270	344	300	367	408	13	8	16	12	8	-33%
MEXICO	IXTAPAN DE LA SAL	844	474	486	374	409	1	5	6	12	8	-33%
QUERETARO	DESCONOCIDO	432	568	303	384	410	5	3	16	11	8	-27%
VERACRUZ	TEMAPACHE	348	351	327	386	411	8	8	13	11	8	-27%
PUEBLA	SAN JOSE CHIAPA	495	386	523	394	412	4	7	5	11	8	-27%
TLAXCALA	XALOZTOC			1190	397	413			1	11	8	-27%
CAMPECHE	ESCARCEGA	735	869	801	416	414	1	1	2	10	8	-20%
JALISCO	ARENAL EL	363	489	577	439	415	7	4	4	9	8	-11%
MORELOS	YECAPXTLA	424	405	477	457	416	5	6	6	8	8	0%
QUERETARO	EZEQUIEL MONTES	684		560	461	417	2		5	8	8	0%
TLAXCALA	PAPALOTLA DE XICHTENCATL	437	496	489	486	418	5	4	6	7	8	14%
VERACRUZ	HUATUSCO	711	593	751	503	419	2	3	2	7	8	14%
MEXICO	TEQUIXQUIAC	419	449	373	511	420	5	5	10	6	8	33%
MEXICO	COCOITTLAN	319	329	411	518	421	9	9	8	6	8	33%
JALISCO	SAYULA	330	643	433	520	422	8	2	8	6	8	33%
HIDALGO	TLAXCOPAN	457	651	459	523	423	4	2	7	6	8	33%
VERACRUZ	ISLA	401	403	476	524	424	6	6	6	6	8	33%
PUEBLA	JUAN C. BONILLA	677	853	799	537	425	2	1	2	6	8	33%
GUANAJUATO	MOROLEON	354	487	902	538	426	7	4	1	6	8	33%
JALISCO	COCCULA		310	410	547	427		11	8	5	8	60%
PUEBLA	TECALI DE HERRERA		433	482	553	428		6	6	5	8	60%
JALISCO	PONCITLAN	365	490	578	560	429	7	4	4	5	8	60%
MEXICO	TONANITLA	554	825	614	565	430	3	1	4	5	8	60%
MEXICO	VILLA GUERRERO	647			604	431	2			5	8	60%
SAN LUIS POTOSI	SANTA MARIA DEL RIO	966	735	404	609	432	1	2	9	4	8	100%
JALISCO	TAMAZULA DE GORDIANO	637	684	545	621	433	2	2	5	4	8	100%
MEXICO	OZUMBA	332	556	347	671	434	8	3	12	3	8	167%
COAHUILA	SABINAS	610		469	679	435	2		7	3	8	167%
TLAXCALA	HUEYOTLIPAN	503	507	532	690	436	4	4	5	3	8	167%
VERACRUZ	IXHUATLAN DEL SURESTE	591	417	422	785	437	3	6	8	2	8	300%
MICHOACÁN	ZIRACUARETIRO		989	508	792	438		1	6	2	8	300%
MICHOACÁN	TEPALCATEPEC	558	412	571	801	439	3	6	4	2	8	300%
MICHOACÁN	PURUANDIRO	867	530			440	1	4			8	100%
VERACRUZ	MALTRATA	438	242	244	208	441	5	18	23	33	7	-79%
TABASCO	JALAPA	343	350	417	267	442	8	8	8	22	7	-68%

JALISCO	BARCA LA	264	227	268	314	443	13	19	19	16	7	-56%
SAN LUIS POTOSI	CIUDAD VALLES	247	260	270	325	444	15	15	19	15	7	-53%
MICHOACAN	TARETAN	871	426	480	348	445	1	6	6	14	7	-50%
MICHOACAN	PARACUARO	866	309	340	355	446	1	11	12	13	7	-46%
PUEBLA	XICOTEPEC	338	297	517	361	447	8	12	5	13	7	-46%
MEXICO	SAN ANTONIO LA ISLA	646	686	461	373	448	2	2	7	12	7	-42%
CHIAPAS	OCOCZOAUTLA DE ESPINOSA	351	557	586	377	449	7	3	4	12	7	-42%
MEXICO	CHINCONCUAC	318	347	416	389	450	9	8	8	11	7	-36%
GUANAJUATO	SAN FELIPE	527	459	485	392	451	3	5	6	11	7	-36%
NAYARIT	ACAPONETA	657	520	429	403	452	2	4	8	10	7	-30%
TAMAULIPAS	MIGUEL ALEMAN	344	485	487	408	453	8	4	6	10	7	-30%
SAN LUIS POTOSI	RIOVERDE	323	438	526	409	454	9	5	5	10	7	-30%
QUERETARO	AMEALCO DE BONFIL	431	450	392	423	455	5	5	9	9	7	-22%
OAXACA	SANTA LUCIA DEL CAMINO	290	436	423	428	456	11	5	8	9	7	-22%
SAN LUIS POTOSI	GUADALCAZAR	578	585	400	479	457	3	3	9	7	7	0%
MEXICO	HUEYPOXTLA	843	473	531	489	458	1	5	5	7	7	0%
QUERETARO	CADEREYTA DE MONTES	958	733	685	501	459	1	2	3	7	7	0%
SONORA	AGUA PRIETA	341	484	426	519	460	8	4	8	6	7	17%
MEXICO	COATEPEC HARNAS	470		711	535	461	4		3	6	7	17%
JALISCO	JOCOTEPEC	543	666	599	563	462	3	2	4	5	7	40%
MEXICO	TEMOAYA	551		559	624	463	3		5	4	7	75%
GUERRERO	CHILAPA DE ALVAREZ	263	343	342	670	464	13	8	12	3	7	133%
TLAXCALA	MAGDALENA TLATELILCO, LA			513	686	465			6	3	7	133%
JALISCO	SAN MIGUEL EL ALTO	636	419	525	688	466	2	6	5	3	7	133%
MEXICO	OTZOLOTEPEC	848	602	540	693	467	1	3	5	3	7	133%
VERACRUZ	HUEYAPAN DE OCAMPO	712	594	752	725	468	2	3	2	3	7	133%
GUANAJUATO	HUANIMARO	786	877	966	750	469	1	1	1	3	7	133%
TAMAULIPAS	SAN FERNANDO	258	642	503	790	470	14	2	8	2	7	250%
NEUVO LEON	SABINAS HIDALGO	662	849	553	797	471	2	1	5	2	7	250%
SINALOA	COSALA	339	373	637	810	472	8	7	3	2	7	250%
SAN LUIS POTOSI	VILLA HIDALGO			637	666	473			3	3	7	100%
PUEBLA	SAN SALVADOR EL SECO	275	395	452	287	474	12	6	7	20	6	-70%
SINALOA	MOCORITO	340	275	471	288	475	8	14	6	20	6	-70%
VERACRUZ	NANCHITAL DE LAZARO CARDENAS	311	272	213	307	476	10	14	29	17	6	-65%
HIDALGO	ACTOPAN	360	263	257	340	477	7	15	21	14	6	-57%
MICHOACAN	PARACHO	421	264	336	354	478	5	15	12	13	6	-54%
OAXACA	MATIAS ROMERO	234	325	365	356	479	16	9	10	13	6	-54%
MEXICO	TENANCINGO	287	482	425	372	480	11	4	8	12	6	-50%
MEXICO	TONATICO	850	715	605	379	481	1	2	4	12	6	-50%
GUERRERO	TECPAN DE GALEANA	359	376	475	391	482	7	7	8	11	6	-45%
COAHUILA	ARTEAGA	407	380	351	399	483	5	7	11	10	6	-40%
TLAXCALA	TETLA DE LA SOLIDARIDAD		1066	442	404	484		1	8	10	6	-40%
PUEBLA	TEPANCO DE LOPEZ			632	441	485			4	9	6	-33%
VERACRUZ	TLALIXCOYAN			791	948	486		2	1	9	6	-33%
MORELOS	PUNTE DE IXTLA	371	645	402	454	487	7	2	9	8	6	-25%
GUERRERO	ATOYAC DE ALVAREZ	528	356	367	476	488	3	8	10	7	6	-14%
JALISCO	JALOSTOTITLAN	542		510	488	489	3		6	7	6	-14%
SINALOA	FUERTE EL	501	298	324	509	490	4	12	13	6	6	0%
VERACRUZ	HUILOAPAN	590	341	450	522	491	3	9	7	6	6	0%
MICHOACAN	HIDALGO	651	465	576	526	492	2	5	4	6	6	0%
HIDALGO	HUEJUTLA DE REYES	537	411	313	540	493	3	6	15	5	6	20%
VERACRUZ	YANGA	722	525	331	541	494	2	4	13	5	6	20%
GUANAJUATO	URIANGATO	789	526	652	571	495	1	4	3	5	6	20%
MORELOS	ATLATLALHUCAN	423	804	788	586	496	5	1	2	5	6	20%
TLAXCALA	AMAXAC DE GUERRERO		1061	823	588	497		1	2	5	6	20%
TABASCO	BALANCAN	980	430	453	613	498	1	6	7	4	6	50%
QUERETARO	COLON	959	428	481	614	499	1	6	6	4	6	50%
SONORA	EMPALME	309	553	585	625	500	10	3	4	4	6	50%
SAN LUIS POTOSI	VILLA DE REYES	579	516	649	630	501	3	4	3	4	6	50%
MICHOACAN	MORELOS		985	706	635	502		1	3	4	6	50%
PUEBLA	SAN MATIAS TLALANCALECA		1041	820	644	503		1	2	4	6	50%
MICHOACAN	HUETAMO	476	654	925	654	504	4	2	1	4	6	50%
JALISCO	SAN JULIAN	826	710	933	655	505	1	2	1	4	6	50%
NEUVO LEON	DESCONOCIDO		996	466	678	506		1	7	3	6	100%
OAXACA	TLALIXTAC DE CABRERA	492	506	492	682	507	4	4	6	3	6	100%
TLAXCALA	SANCTORUM DE LAZARO CARDENAS		1064	623	705	508		1	4	3	6	100%
TLAXCALA	TEOLOCHOLCO	1002	613	664	708	509	1	3	3	3	6	100%
ZACATECAS	JEREZ	443	451	898	741	510	5	5	1	3	6	100%
GUANAJUATO	SAN DIEGO DE LA UNION	616	680		767	511	2	2		3	6	100%
JALISCO	AUTLAN DE NAVARRO	411	647	504	791	512	5	2	6	2	6	200%
JALISCO	AMECA	459	453	529	795	513	4	5	5	2	6	200%
MICHOACAN	PANINDIQUARO			723	825	514			3	2	6	200%
GUANAJUATO	DOCTOR MORA		749	940	861	515		2	1	2	6	200%
VERACRUZ	PASO DE OVEJAS	1027		1055	884	516	1		1	2	6	200%
MICHOACAN	NEUVO PARANGARICUITRO		986		1140	517		1	1	1	6	500%
NEUVO LEON	CIENEGA DE FLORES	267	550	283	303	518	13	3	18	18	5	-72%
VERACRUZ	PANJICO	149	223	333	317	519	36	19	12	16	5	-69%
MICHOACAN	ECLANDUREO	650		627	320	520	2		4	16	5	-69%
GUERRERO	DESCONOCIDO	169	204	238	337	521	28	23	24	14	5	-64%
GUERRERO	UNION DE ISIDRO MONTES DE OCA	383	316	250	364	522	6	10	22	12	5	-58%
CHIAPAS	VENUSTIANO CARRANZA	176	198	242	382	523	26	24	23	11	5	-55%
MICHOACAN	JIQUILPAN	478	321	519	393	524	4	10	5	11	5	-55%
DESCONOCIDO	DESCONOCIDO	613	679	235	398	525	2	2	26	10	5	-50%
CHIAPAS	VILLA FLORES	604	518	650	412	526	2	4	3	10	5	-50%
SONORA	CABORCA	342	349	521	434	527	8	8	5	9	5	-44%
MORELOS	ZACATEPEC DE HIDALGO	886	605	431	456	528	1	3	8	8	5	-38%
HIDALGO	VILLA DE TEZONTTEPEC	458	807	612	462	529	4	1	4	8	5	-38%
TLAXCALA	TEPETITLAN DE LARIZABAL	1003		630	463	530	1		4	8	5	-38%
NAYARIT	SANTIAGO ICCUNTILA	889	901	973	466	531	1	1	1	8	5	-38%
GUERRERO	PUNGARABATO	316	483	291	471	532	9	4	17	7	5	-29%
VERACRUZ	ALTOTONGA	588	416	390	477	533	3	6	9	7	5	-29%
HIDALGO	SANTIAGO TLALANTEPEC DE LUGO G	810	708	463	484	534	1	2	7	7	5	-29%
JALISCO	JUANACATLAN	824	888	697	502	535	1	1	3	7	5	-29%
MICHOACAN	CUITZEO	862	529	906	539	536	1	4	1	6	5	-17%
JALISCO	CIUDAD GUZMAN	364	441	371	543	537	7	5	10	5	5	0%
GUERRERO	ARCELA		620	458	549	538		3	7	5	5	0%
PUEBLA	TLAHUAPAN	497	812	465	550	539	4	1	7	5	5	0%
CHIAPAS	ARRIAGA	313	554	495	555	540	9	3	6	5	5	0%
JALISCO	MAGDALENA	633	359	569	557	541	2	8	4	5	5	0%
PUEBLA	NOPALUCAN	429	567	589	561	542	5	3	4	5	5	0%
NAYARIT	COMPOSTELA	887	899	621	566	543	1	1	4	5	5	0%
PUEBLA	TEPEYAHUALCO	947	730	683	577	544	1	2	3	5	5	0%
MORELOS	AYALA	561	461	346	608	545	3	5	12	4	5	25%
VERACRUZ	BANDERILLA	706	693	435	611	546	2	2	8	4	5	25%
JALISCO	ZAPOTITLIC	414	495	488	615	547	5	4	6	4	5	25%
MEXICO	JILOTZINGO	472	502	491	616	548	4	4	6	4	5	25%
OAXACA	SAN PEDRO MXTEPEC DISTR. 22	491	573	497	617	549	4	3	6	4	5	25%
MEXICO	AYAPANGO	639	840	551	622	550	2	1	5	4	5	25%
HIDALGO	ZMAPAN	816	886	619	629	551	1	1	4	4	5	25%
JALISCO	AYOTLAN	817		845	646	552	1		2	4	5	25%
TLAXCALA	DESCONOCIDO	995	919	977	656	553	1	1	1	4	5	25%
SAN LUIS POTOSI	VILLA DE ARRIAGA			1177	658	554			1	4	5	25%
OAXACA	SAN PEDRO POCHUTLA	570	462	424	676	555	3	5	8	3	5	67%

SINALOA	BADRAGUATO	580	586	538	691	556	3	3	5	3	5	67%	
JALISCO	TONAYA	834			773	557	1			3	5	67%	
BAJA CALIFORNIA	DESONOCIDO	732			512	793	558	1		6	2	5	150%
GUERRERO	COYUCA DE BENITEZ	355	276	566	800	559	7	14	4	2	5	150%	
MICHOACAN	TINGUININ	559	581	660	812	560	3	3	3	2	5	150%	
PUEBLA	ATEMPAN	930	533	908	857	561	1	4	1	2	5	150%	
MORELOS	TLAYACAPAN	562	515	533	969	562	3	4	5	1	5	400%	
VERACRUZ	IGNACIO DE LA LLAVE	713	862	554	970	563	2	1	5	1	5	400%	
CHIHUAHUA	MEOQUI	605		713	993	564	2		3	1	5	400%	
MORELOS	DESONOCIDO	486	656	403		565	4	2	9		5	100%	
MICHOACAN	JOSE SIXTO VERDUZCO		761			566		2				5	100%
VERACRUZ	CHICONTEPEC		1070			567		1				5	100%
GUANAJUATO	TARANACUAC					568						5	100%
VERACRUZ	AGUA DULCE	324	370	289	128	569	9	7	17	84	4	-95%	
GUERRERO	JOSE AZUETA				380	242	570			10	27	4	-85%
COLIMA	CUAUHTEMOC	131	157	200	311	571	41	37	32	16	4	-75%	
SINALOA	ROSARIO	308	369	451	319	572	10	7	7	16	4	-75%	
TLAXCALA	CUAPAXTLA	994	535	292	351	573	1	4	17	13	4	-69%	
MICHOACAN	TANHUATO	422	803	787	363	574	5	1	2	13	4	-69%	
MEXICO	CHIAUTLA	641	842	694	380	575	2	1	3	12	4	-67%	
VERACRUZ	SAN RAFAEL	440	408	479	407	576	5	6	6	10	4	-60%	
GUERRERO	COYUCA DE CATALAN	356	375	345	420	577	7	7	12	9	4	-56%	
COAHUILA	MATAMOROS	107	268	381	422	578	60	14	9	9	4	-56%	
MEXICO	XALATLACO	852	603	456	431	579	1	3	7	9	4	-56%	
TLAXCALA	APETATITLAN DE ANTONIO CARVAJA	585	830	550	436	580	3	1	5	9	4	-56%	
PUEBLA	CHIAUTLA		772	689	442	581		2	3	9	4	-56%	
VERACRUZ	ACULTZINGO	1010	740	437	481	582	1	2	8	7	4	-43%	
PUEBLA	RAFAEL LARA GRAJALES	678	854	441	482	583	2	1	8	7	4	-43%	
VERACRUZ	JALACINGO		480	644	497	584		5	3	7	4	-43%	
NUEVO LEON	LINARES	256	365	387	513	585	14	7	9	6	4	-33%	
VERACRUZ	ALVARADO	504	508	396	515	586	4	4	9	6	4	-33%	
JALISCO	JAMAY	822	887	620	527	587	1	1	4	6	4	-33%	
VERACRUZ	VEGA DE ALATORRE	596		626	528	588	3		4	6	4	-33%	
PUEBLA	CHIELLA		1027	467	551	589		1	7	5	4	-20%	
GUANAJUATO	ROMITA	526	458	484	554	590	3	5	6	5	4	-20%	
VERACRUZ	NARANJOS AMATLAN	439	497	645	569	591	5	4	3	5	4	-20%	
YUCATAN	PROGRESO	597	587	661	574	592	3	3	3	5	4	-20%	
MEXICO	MORELOS	845	713	678	575	593	1	2	3	5	4	-20%	
VERACRUZ	DESONOCIDO	507	299	731	581	594	4	12	2	5	4	-20%	
OAXACA	LOMA BONITA	372	442	739	584	595	7	5	2	5	4	-20%	
TLAXCALA	SANTA CRUZ TLAXCALA		548	912	590	596		4	1	5	4	-20%	
ZACATECAS	RIO GRANDE	404	801	786	640	597	6	1	2	4	4	0%	
TABASCO	TACOTALPA	698	859	800	641	598	2	1	2	4	4	0%	
CHIAPAS	SALTO DE AGUA	753	872	803	642	599	1	1	2	4	4	0%	
VERACRUZ	COSCOMATEPEC	1019		856	647	600	1		2	4	4	0%	
BAJA CALIFORNIA SUR	COMONDU	445	498	903	652	601	4	4	1	4	4	0%	
VERACRUZ	MOLOACAN		470	680	602				7	3	4	33%	
PUEBLA	TEPEXI DE RODRIGUEZ		636	502	685	603		3	6	3	4	33%	
OAXACA	SAN SEBASTIAN TUTLA	572	583	591	698	604	3	3	4	3	4	33%	
HIDALGO	EPAZOYUCAN	623	835	615	704	605	2	1	4	3	4	33%	
QUERETARO	SAN JOAQUIN	686	469	642	707	606	2	5	3	3	4	33%	
VERACRUZ	JESUS CARRANZA	508	813	693	714	607	4	1	3	3	4	33%	
TLAXCALA	TOTOLAC		727	718	608				3	3	4	33%	
JALISCO	OJUELOS DE JALISCO	544	388	734	720	609	3	7	2	3	4	33%	
GUERRERO	TEOLOAPAN	454	452	741	722	610	4	5	2	3	4	33%	
YUCATAN	VALLADOLID		1204	765	611				1	3	4	33%	
ZACATECAS	LORETO	1043	743	438	786	612	1	2	8	2	4	100%	
MORELOS	TLALTIZAPAN	392	800	439	787	613	6	1	8	2	4	100%	
PUEBLA	TLANEPANTLA	950	731	684	817	614	1	2	3	2	4	100%	
MORELOS	MIACTLAN		992	818	840	615		1	2	2	4	100%	
TLAXCALA	SANTA ISABEL XILOXOTLA	1001		1054	883	616	1		1	2	4	100%	
CHIAPAS	TUZANTAN			1070	886	617			1	2	4	100%	
PUEBLA	SAN JUAN ATENCO		1040		922	618		1		2	4	100%	
COAHUILA	SAN PEDRO	611			928	619	2			2	4	100%	
MICHOACAN	COPANDARO				942	620				2	4	100%	
OAXACA	ASUNCION NOCHIXTLAN	663	467	454	966	621	2	5	7	1	4	300%	
VERACRUZ	CARRILLO PUERTO	376	443	528	968	622	7	5	5	1	4	300%	
MICHOACAN	DESONOCIDO	863	895	556	971	623	1	1	5	1	4	300%	
MEXICO	VILLA DEL CARBON	851	425	573	975	624	1	6	4	1	4	300%	
SAN LUIS POTOSI	MEXQUITC DE CARMONA				634	983	625			4	1	4	300%
JALISCO	VILLA CORONA	625	759	1002	626			3	2	1	4	300%	
NUEVO LEON	CHINA	488	810	952	1049	627	4	1	1	1	4	300%	
MICHOACAN	NUEVO URECHO		987	993	1062	628		1	1	1	4	300%	
MEXICO	PAPALOTLA	549	667		1112	629	3	2		1	4	300%	
OAXACA	ESPINAL EL	664	850		1128	630	2	1		1	4	300%	
ZACATECAS	MORELOS	724	866		1132	631	2	1		1	4	300%	
SAN LUIS POTOSI	SAN ANTONIO		1050		1146	632		1		1	4	300%	
SONORA	ETCHOJOA	694	857	617		633	2	1	4		4	100%	
HIDALGO	METZITILAN	809	884	969		634	1	1	1		4	100%	
CHIAPAS	PUEBLO NUEVO SOUSTAHUACAN	751		1030		635	1		1		4	100%	
VERACRUZ	ZONGOLICA		1085			636		1			4	100%	
CHIAPAS	TONALA	161	231	205	192	637	30	18	31	37	3	-92%	
GUANAJUATO	MANUEL DOBLADO	381	561	535	376	638	6	3	5	12	3	-75%	
TLAXCALA	NANACAMILPA DE MARIANO ARISTA	999	737		417	639	1	2		10	3	-70%	
MEXICO	TENANGO DEL VALLE	387	400	421	427	640	6	6	8	9	3	-67%	
PUEBLA	GUADALUPE VICTORIA		634	501	458	641		3	6	8	3	-63%	
OAXACA	VILLA DE ETLA	493	658	505	459	642	4	2	6	8	3	-63%	
HIDALGO	TOLCAYUCA	813	885	507	460	643	1	1	6	8	3	-63%	
SINALOA	DESONOCIDO	397	402	290	470	644	6	6	17	7	3	-57%	
OAXACA	SANTIAGO PINOTEPA NACIONAL	426	382	570	492	645	5	7	4	7	3	-57%	
VERACRUZ	OMELCA	1025	538	584	493	646	1	4	4	7	3	-57%	
MICHOACAN	TANGAMANDIAPU		543	655	498	647		4	3	7	3	-57%	
MORELOS	TEPOZTLAN	391	401	370	510	648	6	6	10	6	3	-50%	
MICHOACAN	QUIROGA	482		444	521	649	4		8	6	3	-50%	
VERACRUZ	TANTOYUCA	595	464	742	536	650	3	5	2	6	3	-50%	
HIDALGO	PROGRESO DE OBREGON		622	401	545	651		3	9	5	3	-40%	
HIDALGO	ZAPOTLAN DE JUAREZ	815	528	534	556	652	1	4	5	5	3	-40%	
VERACRUZ	GUTIERREZ ZAMORA	589	463	575	559	653	3	5	4	5	3	-40%	
QUERETARO	HUMILPAN		633	567	654				4	5	3	-40%	
MEXICO	SAN FELIPE DEL PROGRESO	550	460	899	589	655	3	5	1	5	3	-40%	
OAXACA	COSOLAPA	897	720	935	592	656	1	2	1	5	3	-40%	
CHIAPAS	CINTALAPA	513	814	953	593	657	3	1	1	5	3	-40%	
MORELOS	JANTETELCO	879		1043	595	658	1		1	5	3	-40%	
MICHOACAN	AGULLILLA	855	891		600	659	1	1		5	3	-40%	
CHIAPAS	MAZATAN		940		601	660		1		5	3	-40%	
OAXACA	OCOTLAN DE MORELOS	565	670	434	610	661	3	2	8	4	3	-25%	
SONORA	MAGDALENA	433	805	440	612	662	5	1	8	4	3	-25%	
HIDALGO	MINERAL DEL MONTE	624	588	593	627	663	2	3	4	4	3	-25%	
VERACRUZ	TECOLUTLA	379	646	668	633	664	7	2	3	4	3	-25%	
VERACRUZ	AMATITLAN			882	650	665			2	4	3	-25%	
MICHOACAN	PUREPERO	481	355	890	651	666	4	8	1	4	3	-25%	
MICHOACAN	TANCITARO	870	531	907	653	667	1	4	1	4	3	-25%	
VERACRUZ	SOCONUSCO			1197	659	668			1	4	3	-25%	

TLAXCALA	TENANCINGO			514	687	669				6	3	3	0%		
MORELOS	JONACATEPEC	656	466	530	689	670			2	5	5	3	0%		
HIDALGO	MINERAL DEL CHICO	456	650	595	699	671			4	2	4	3	0%		
PUEBLA	HUITZILAN DE SERDAN	676	689	600	701	672			2	2	4	3	0%		
OAXACA	VILLA DE ZAACHILA	671		716	716	673			2		3	3	0%		
ZACATECAS	LUIS MOYA			729	719	674					3	3	0%		
TLAXCALA	CONTLA DE JUAN CUAMATZI		1062	824	733	675				1	2	3	0%		
PUEBLA	CUAUTINCHAN		545	911	742	676				4	1	3	0%		
COAHUILA	FRANCISCO I. MADERO	772	704	932	747	677			1	2	1	3	0%		
CHIHUAHUA	CAMARGO	405	802	950	749	678			5	1	1	3	0%		
JALISCO	SAN MARTIN DE HIDALGO		970	990	753	679				1	1	3	0%		
CHIAPAS	JUAREZ	747	390	352	783	680			1	7	11	2	50%		
JALISCO	TUXPAN	464	500	579	802	681			4	4	4	2	50%		
OAXACA	SANTA MARIA ATZOMPA	666	521	582	804	682			2	4	4	2	50%		
SINALOA	SAN IGNACIO		782	610	806	683				2	4	2	50%		
OAXACA	SAN AGUSTIN DE LAS JUNTAS	905	905	622	807	684			1	1	4	2	50%		
GUERRERO	BENTO JUAREZ			631	809	685					4	2	50%		
AGUASCALIENTES	ASIENTOS	726	867	695	819	686			1	1	3	2	50%		
JALISCO	YAHUALICA DE GONZALEZ GALLO		976	705	822	687				1	3	2	50%		
GUERRERO	MARQUELIA	619		714	823	688			2		3	2	50%		
COAHUILA	ACUNA	606	519	747	829	689			2	4	2	2	50%		
ZACATECAS	QUOCCALIENTE	599	675	770	830	690			3	2	2	2	50%		
OAXACA	MAHUATLAN DE PORFIRIO DIAZ	564		831	844	691			3		2	2	50%		
JALISCO	AMATITAN			1105	891	692					1	2	3	50%	
TLAXCALA	TZOMPANTEPEC	1004			934	693			1			2	3	50%	
MICHOACAN	CONTEPEC			565	973	694					5	1	3	200%	
CHIAPAS	BERRIOZABAL	512	660	597	978	695			3	2	4	1	3	200%	
GUANAJUATO	JERECUARO	787		843	1027	696			1		2	1	3	200%	
DURANGO	PUEBLO NUEVO	451	569	914	1039	697			4	3	1	1	3	200%	
MICHOACAN	ALVARO OBREGON		980	992	1061	698				1	1	1	3	200%	
AGUASCALIENTES	TEPEZALA			1062	1080	699					1	1	3	200%	
CHIHUAHUA	VALLE DE ZARAGOZA			1078	1082	700					1	1	3	200%	
YUCATAN	MAXCANU			1203	1103	701					1	1	3	200%	
JALISCO	TEOCCALICHE	755			1119	702				2		1	3	200%	
TLAXCALA	ATLANGATEPEC			785	1123	703				2		1	3	200%	
MICHOACAN	CHARO	649			1155	704			2			1	3	200%	
AGUASCALIENTES	DESCONOCIDO	728			1158	705			1			1	3	200%	
PUEBLA	JALPAN	939			1171	706			1			1	3	200%	
YUCATAN	IZAMAL	1036			1179	707			1			1	3	200%	
QUINTANA ROO	BACALAR				1266	708						1	3	200%	
VERACRUZ	NAULINCO	714	595	917	709				2	3	1		3	100%	
OAXACA	SANTIAGO MATATLAN	923		1048	710				1		1		3	100%	
ZACATECAS	JALPA			1207	711						1		3	100%	
PUEBLA	ZINACATEPEC	955	732		712				1	2			3	100%	
MEXICO	AMANALCO		977		713					1				3	100%
MICHOACAN	VILLAMAR	876			714				1					3	100%
PUEBLA	JUAN GALINDO	940			715				1					3	100%
HIDALGO	ALMOLOYA				716									3	100%
VERACRUZ	TEZONAPA	441	337	732	277	717			5	9	2	21		2	-90%
PUEBLA	ACATLAN	573	340	280	350	718			3	9	18	13		2	-85%
MICHOACAN	YURECUARO	485	572	398	371	719			4	3	9	12		2	-83%
GUERRERO	TLAPA DE COMINFORT	209	199	305	385	720			20	24	15	11		2	-82%
MICHOACAN	HUACANA LA		478	744	396	721				5	2	11		2	-82%
OAXACA	SAN BARTOLO COYOTEPEC	246	394	420	402	722			15	6	8	10		2	-80%
PUEBLA	TLACHCHUCA	948	911	557	410	723			1	1	5	10		2	-80%
HIDALGO	ATOTONILCO EL GRANDE	534	511	647	411	724			3	4	3	10		2	-80%
MEXICO	TEPETLAXTQC	417	565	913	443	725			5	3	1	9		2	-78%
VERACRUZ	JUAN RODRIGUEZ CLARA	592	831		446	726			3	1		9		2	-78%
OAXACA	CIUDAD XTEPEC	896	606	541	490	727			1	3	5	7		2	-71%
SONORA	BACUM	693	856	616	495	728			2	1	4	7		2	-71%
MEXICO	ATLAUTLA	468	501	646	530	729			4	4	3	6		2	-67%
JALISCO	DEGOLLADO	540	664	671	532	730			3	2	3	6		2	-67%
TAMAULIPAS	VALLE HERMOSO	123	794	349	542	731			47	1	12	5		2	-60%
VERACRUZ	TLAPACOYAN	442	288	472	552	732			5	13	6	5		2	-60%
MEXICO	ISIDRO FABELA		758	608	564	733				2	4	5		2	-60%
VERACRUZ	MISANTLA	593	418	639	568	734			3	6	3	5		2	-60%
VERACRUZ	CERRO AZUL	707	523	651	570	735			2	4	3	5		2	-60%
OAXACA	DESCONOCIDO	899	721	681	576	736			1	2	3	5		2	-60%
PUEBLA	TEHUITZINGO		776	690	578	737				2	3	5		2	-60%
CHIAPAS	PLUJAPAN			721	580	738					3	5		2	-60%
COAHUILA	JUAREZ	773	421	737	582	739			1	6	2	5		2	-60%
HIDALGO	ACATLAN		432	738	583	740				6	2	5		2	-60%
MICHOACAN	MARCOS CASTELLANOS		984	817	587	741				1	2	5		2	-60%
JALISCO	TOTOTLAN	638	589	916	591	742			2	3	1	5		2	-60%
HIDALGO	SAN AGUSTIN TLAXIACA	539	821	957	594	743			3	1	1	5		2	-60%
GUANAJUATO	PUEBLO NUEVO			1083	596	744					1	5		2	-60%
PUEBLA	SANTO TOMAS HUEYOTLIPAN			606	745							5		2	-60%
TLAXCALA	PANOTLA	702		511	618	746			2		6	4		2	-50%
SONORA	CANANEA	293	551	657	631	747			11	3	3	4		2	-50%
HIDALGO	FRANCISCO I. MADERO		960	702	634	748				1	3	4		2	-50%
GUERRERO	JUAN R. ESCUDERO		621	757	637	749				3	2	4		2	-50%
GUERRERO	SAN MARCOS	532	663	767	639	750			3	2	2	4		2	-50%
VERACRUZ	CUICHAPA	709			662	751				2		4		2	-50%
NEUVO LEON	HIDALGO	661	590	348	672	752			2	3	12	3		2	-33%
GUERRERO	TIXTLA DE GUERRERO	214	362	474	681	753			19	7	6	3		2	-33%
HIDALGO	TLAHUELIPAN	812	709	547	695	754			1	2	5	3		2	-33%
GUERRERO	TLAPEHUALA	533	820	548	696	755			3	1	5	3		2	-33%
GUERRERO	CUAJINICULAPA	530	662	598	700	756			3	2	4	3		2	-33%
OAXACA	SAN LORENZO CACAOATEPEC	911	427	640	706	757			1	6	3	3		2	-33%
MEXICO	JUCHITEPEC	367	644	667	709	758			7	2	3	3		2	-33%
CAMPECHE	CHAMPOTON		744	687	713	759				2	3	3		2	-33%
QUINTANA ROO	ISLA MUJERES	960		719	717	760			1		3	3		2	-33%
MEXICO	TEPETLXPA	418	448	740	721	761			5	5	2	3		2	-33%
COAHUILA	FRONTERA	353	486	745	723	762			7	4	2	3		2	-33%
PUEBLA	TULCINGO	952	610	754	726	763			1	3	2	3		2	-33%
CHIHUAHUA	GUACHOCHI	764		839	734	764			1		2	3		2	-33%
PUEBLA	CHIAUTZINGO			877	738	765					2	3		2	-33%
MICHOACAN	CHILCHOTA		300	888	739	766				12	1	3		2	-33%
OAXACA	SAN ANTONIO DE LA CAL	568	358	891	740	767			3	8	1	3		2	-33%
CHIAPAS	SUCHIATE	756	596	918	744	768			1	3	1	3		2	-33%
CHIHUAHUA	BOCOYNA	760	703	931	746	769			1	2	1	3		2	-33%
JALISCO	TECALITLAN	830		1037	756	770			1		1	3		2	-33%
HIDALGO	TEPETITLAN			1101	759	771					1	3		2	-33%
VERACRUZ	LERO DE TEJADA			1195	763	772					1	3		2	-33%
QUINTANA ROO	FELIPE CARRILLO PUERTO	688	591	594	805	773			2	3	4	2		2	0%
NEUVO LEON	GENERAL BRAVO	563	669	672	813	774			3	2	3	2		2	0%
PUEBLA	COATEPEC	931	727	682	816	775			1	2	3	2		2	0%
VERACRUZ	GATEMACO		787	691	818	776				2	3	2		2	0%
HIDALGO	MIXQUIHUALA DE JUAREZ	538	357	733	828	777			3	8	2	2		2	0%
OAXACA	ZMATLAN DE ALVAREZ	928	910	806	837	778			1	1	2	2		2	0%
VERACRUZ	SAN JUAN EVANGELISTA		1075	827	842	779				1	2	2		2	0%
OAXACA	SAN PABLO HUITZO	914		851	848	780			1		2	2		2	0%
MICHOACAN	CHURUMUCO			870	851	781					2	2		2	0%

TAMAUlipAS	XICOTENCATL	436	407	893	854	782	5	6	1	2	2	0%
SAN LUIS POTOSI	TAMAZUNCHALE		779	945	862	783		2	1	2	2	0%
MEXICO	OCULAN	846	890	970	867	784	1	1	1	2	2	0%
CHAPAS	YAJALON		944	984	871	785		1	1	2	2	0%
PUEBLA	CHIGNAUTLA		1028	1002	875	786		1	1	2	2	0%
PUEBLA	TEPEJUMA			1165	895	787			1	2	2	0%
CHAPAS	VILLA COMALTITLAN		746		903	788		2		2	2	0%
PUEBLA	SAN GREGORIO ATZOMPA		775		905	789		2		2	2	0%
PUEBLA	CHILCHOTLA		1029		920	790		1		2	2	0%
JALISCO	TUXCUECA	463			927	791	4			2	2	0%
NUEVO LEON	SANTIAGO ICCUNTLA				944	792				2	2	0%
OAXACA	ASUNCION IXTALTEPEC				945	793				2	2	0%
VERACRUZ	VIGAS DE RAMREZ LAS	511	659	596	977	794	4	2	4	1	2	100%
CHAPAS	MPASTEPEC	447	649	669	985	795	4	2	3	1	2	100%
MORELOS	TEPALCINGO	882	718	680	986	796	1	2	3	1	2	100%
CHAPAS	ACAOYAGUA			720	995	797			3	1	2	100%
ZACATECAS	DESCONOCIDO			728	997	798			3	1	2	100%
GUERRERO	BUENAVISTA DE CUELLAR	794	527	748	1000	799	1	4	2	1	2	100%
MEXICO	TEMMATLA		626	760	1003	800		3	2	1	2	100%
ZACATECAS	MIGUEL ALZA	598	674	769	1008	801	3	2	2	1	2	100%
CHIHUAHUA	AHUMADA	327	798	785	1012	802	8	1	2	1	2	100%
MEXICO	ALMOLOYA DE ALQUISIRAS	466	808	789	1013	803	4	1	2	1	2	100%
OAXACA	SAN PEDRO TOTOLAPA	571	827	792	1015	804	3	1	2	1	2	100%
MICHOACAN	TUXPAN	655	846	797	1017	805	2	1	2	1	2	100%
CHAPAS	OSTUACAN	749		837	1026	806	1		2	1	2	100%
CHAPAS	IKTAPA			861	1030	807			2	1	2	100%
ZACATECAS	PINOS	600	676	926	1042	808	3	2	1	1	2	100%
CHAPAS	ALTAMIRANO	739	698	930	1043	809	1	2	1	1	2	100%
OAXACA	SAN PEDRO TAPANATEPEC	917	725	937	1045	810	1	2	1	1	2	100%
MEXICO	SULTEPEC		759	942	1047	811		2	1	1	2	100%
CHIHUAHUA	MADERA		948	985	1057	812		1	1	1	2	100%
MEXICO	ALMOLOYA DEL RIO	840		1040	1072	813	1		1	1	2	100%
MICHOACAN	SANTA ANA MAYA	869		1042	1073	814	1		1	1	2	100%
MICHOACAN	JUAREZ			1116	1089	815			1	1	2	100%
OAXACA	SAN MIGUEL SOYALTEPEC			1134	1093	816			1	1	2	100%
PUEBLA	ZACAPALA			1171	1101	817			1	1	2	100%
JALISCO	ETZATLAN	628	682		1114	818	2	2		1	2	100%
VERACRUZ	ESPINAL	710	694		1115	819	2	2		1	2	100%
MEXICO	AMATEPEC	841	712		1117	820	1	2		1	2	100%
OAXACA	SAN JUAN BAUTISTA ATATLAHUCA		769		1120	821		2		1	2	100%
PUEBLA	PAHUATLAN	494	811		1124	822	4	1		1	2	100%
SAN LUIS POTOSI	CIUDAD FERNANDEZ	690	855		1129	823	2	1		1	2	100%
SINALOA	CHOX	971	916		1133	824	1	1		1	2	100%
YUCATAN	UMAN		1088		1152	825		1		1	2	100%
MICHOACAN	CHAVINDA	859			1165	826	1			1	2	100%
OAXACA	SANTO DOMINGO INGENIO	924			1170	827	1			1	2	100%
GUERRERO	AZOYU			1200	828					1	2	100%
MEXICO	TEXCALYACAC			1215	829					1	2	100%
PUEBLA	ICCAQUIXTLA			1254	830					1	2	100%
PUEBLA	SAN JERONIMO TECUANIPAN			1259	831					1	2	100%
SONORA	MOCTEZUMA			1273	832					1	2	100%
VERACRUZ	MINAS LAS			1282	833					1	2	100%
VERACRUZ	MAHUATLAN		1073	468		834		1	7		2	100%
MICHOACAN	CHERAN	556	513	581		835	3	4	4		2	100%
AGUASCALIENTES	CALVILLO	727	697	601		836	1	2	4		2	100%
CHAPAS	DESCONOCIDO	745	699	602		837	1	2	4		2	100%
CAMPECHE	CANDELARIA		539	749		838		4	2		2	100%
ZACATECAS	JUAN ALDAMA		641	764		839		3	2		2	100%
CHAPAS	CATAZAJA	743	870	802		840	1	1	2		2	100%
HIDALGO	AJACUBA		958	811		841		1	2		2	100%
TLAXCALA	CUAXOMULCO		1063	825		842		1	2		2	100%
ZACATECAS	SOMBRETE		1092	828		843		1	2		2	100%
AGUASCALIENTES	RINCON DE ROMOS	601		832		844	2		2		2	100%
GUERRERO	COPALILLO			865		845			2		2	100%
OAXACA	SANTIAGO NILTEPEC			875		846			2		2	100%
PUEBLA	MOLCAXAC			878		847			2		2	100%
DURANGO	DESCONOCIDO	780	422	894		848	1	6	1		2	100%
VERACRUZ	JAMAPA	1022	614	921		849	1	3	1		2	100%
SONORA	BENTO JUAREZ	972	917	976		850	1	1	1		2	100%
JALISCO	SAN IGNACIO CERRO GORDO	635		1016		851	2		1		2	100%
MICHOACAN	NUMARAN	865		1041		852	1		1		2	100%
TAMAUlipAS	JIMENEZ	988		1053		853	1		1		2	100%
HIDALGO	CHILCUAUTLA			1095		854			1		2	100%
HIDALGO	SAN SALVADOR			1100		855			1		2	100%
JALISCO	SAN JUANITO ESCOBEDO			1110		856			1		2	100%
MEXICO	VILLA DE ALLENDE			1112		857			1		2	100%
PUEBLA	SOLTEPEC			1163		858			1		2	100%
QUINTANA ROO	LAZARO CARDENAS			1173		859			1		2	100%
JALISCO	SAN DIEGO DE ALEJANDRIA	634	683			860	2	2			2	100%
MEXICO	CHAPA DE MOTA		757			861		2			2	100%
NUEVO LEON	CERRALVO	245	795			862	15	1			2	100%
VERACRUZ	MANLIO FABIO ALTAMIRANO	1024	924			863	1	1			2	100%
CHAPAS	SOYALO		941			864		1			2	100%
JALISCO	VALLE DE JUAREZ		975			865		1	1		2	100%
PUEBLA	COXCATLAN	932				866	1				2	100%
SONORA	CUMPAAS	973				867	1				2	100%
CHAPAS	TAPILULA					868					2	100%
CHIHUAHUA	PRAXEDIS G. GUERRERO					869					2	100%
CHIHUAHUA	URIQUE					870					2	100%
DURANGO	MAPIMI					871					2	100%
DURANGO	ORO EL					872					2	100%
HIDALGO	SAN FELIPE ORIZATLAN					873					2	100%
MEXICO	SANTO TOMAS					874					2	100%
MICHOACAN	OCAMPO					875					2	100%
OAXACA	SAN JUAN BAUTISTA GUELACHE					876					2	100%
PUEBLA	AHUACATLAN					877					2	100%
PUEBLA	ATZITZINTLA					878					2	100%
SAN LUIS POTOSI	SAN VICENTE TANCUAYALAB					879					2	100%
TAMAUlipAS	GUERRERO					880					2	100%
TLAXCALA	SAN JERONIMO ZACULPAN					881					2	100%
ZACATECAS	GENERAL FRANCISCO R. MURGUIA					882					2	100%
JALISCO	DESCONOCIDO	460	384	156	270	883	4	7	80	21	1	-95%
MEXICO	JOCOTTILAN	366	559	587	378	884	7	3	4	12	1	-92%
MEXICO	VILLA VICTORIA	648	843	796	415	885	2	1	2	10	1	-90%
DURANGO	SAN JUAN DEL RIO	249	224	350	421	886	14	19	11	9	1	-89%
CHAPAS	BOCHIL	741		561	437	887	1		6	9	1	-89%
PUEBLA	ALJUJUCA	672		1018	445	888	2		1	9	1	-89%
CAMPECHE	CALKINI		431	329	448	889		6	13	8	1	-88%
OAXACA	TLACOLLULA DE MATAMOROS	670	360	892	465	890	2	8	1	8	1	-88%
SAN LUIS POTOSI	ZARAGOZA	970			468	891	1			8	1	-88%
GUERRERO	OMETEPEC	357	399	353	474	892	7	6	11	7	1	-86%
VERACRUZ	OTEPAPAN	716	863	555	491	893	2	1	6	7	1	-86%
JALISCO	ACATIC	477	643	496	894		1	5	3	7	1	-86%

PUEBLA	TLATLAUQUITEPEC		547	656	499	895			4	3	7	1	-86%
PUEBLA	GENERAL FELIPE ANGELES		633		505	896			3		7	1	-86%
TLAXCALA	ESPADITA	701	860		506	897			2	1		7	-86%
MICHOACAN	VISTA HERMOSA	484	809	405	517	898			4	1	9	6	-83%
VERACRUZ	PUENTE NACIONAL	378	799	692	533	899			7	1	3	6	-83%
VERACRUZ	ATZALAN	1013	537	653	572	900			1	4	3	5	-80%
SAN LUIS POTOSI	TAMUIN	499	575	659	573	901			4	3	3	5	-80%
VERACRUZ	VILLA ALDAMA	721	695	772	585	902			2	2	2	5	-80%
CHAPAS	VILLA CORZO		943		602	903			1			5	-80%
PUEBLA	SAN MARTIN TOTOLTEPEC				605	904						5	-80%
MICHOACAN	VENUSTIANO CARRANZA		630	542	620	905			3	5	4	1	-75%
GUERRERO	TEPECOACULCO DE TRUJANO	800	598	753	636	906			1	3	2	4	-75%
VERACRUZ	ATOYAC	1012	921	807	643	907			1	1	2	4	-75%
HIDALGO	CUAUHTEPEC DE HINOJOSA	535		830	645	908			3		2	4	-75%
VERACRUZ	RAFAEL DELGADO	1028		858	648	909			1		2	4	-75%
JALISCO	AHUALULCO DE MERCADO	626	836		660	910			2	1		4	-75%
TLAXCALA	MAZATECOCHCO DE JOSE MARIA MORAN	997			663	911			1			4	-75%
TAMAUJUPAS	HIDALGO				667	912						4	-75%
VERACRUZ	COACOATZINTLA		342	414	675	913				9	8	3	-67%
VERACRUZ	CHINAMECA	506	509	493	683	914			4	4	6	3	-67%
GUERRERO	HUITZUCO DE LOS FIGUEROA	531	579	499	684	915			3	3	6	3	-67%
SINALOA	CONCORDIA		638	543	694	916			3	3	5	3	-67%
MEXICO	MEXICALTZINGO	548	822	613	703	917			3	1	4	3	-67%
NAYARIT	SAN BLAS		631	763	727	918			3	2	3		-67%
ZACATECAS	JUCHIPILA	723	696	773	728	919			2	2	2	3	-67%
MEXICO	CAPULHUAC	640	841	795	729	920			2	1	2	3	-67%
OAXACA	SANTA MARIA COLOTEPEC	667	851	798	730	921			2	1	2	3	-67%
CHIHUAHUA	GUERRERO	765		840	735	922			1		2	3	-67%
YUCATAN	KANASIN	1037		859	737	923			1		2	3	-67%
MICHOACAN	COENELO		760	943	748	924			2	1	1	3	-67%
MICHOACAN	COAHUAYANA	860	894	971	751	925			1	1	1	3	-67%
NAYARIT	XALISCO		995	995	754	926			2	1	1	3	-67%
TLAXCALA	TOCATLAN	704		1024	755	927			2		1	3	-67%
PUEBLA	TEPEYAHUALCO DE CUAUHTEMOC			1166	761	928					1	3	-67%
TLAXCALA	IXTENCO			1186	762	929					1	3	-67%
OAXACA	SANTA MAGDALENA JICOTLAN		770		768	930				2		3	-67%
CHIHUAHUA	JIMENEZ	767			772	931			1			3	-67%
MEXICO	TEMASCALCINGO	849			774	932			1			3	-67%
PUEBLA	CHICONCUAUTLA				778	933						3	-67%
PUEBLA	TEPATLAXCO DE HIDALGO				781	934						3	-67%
SAN LUIS POTOSI	SAN CIRO DE ACOSTA				782	935						3	-67%
MICHOACAN	ACUITZIO	854		563	799	936			1		5	2	-50%
MEXICO	TEMASCALTEPEC	474	503	580	803	937			4	4	4	2	-50%
HIDALGO	TEZONTEPEC DE ALDAMA		542	654	811	938				4	3	2	-50%
CHAPAS	PICHUCALCO	750	871	696	820	939			1	1	3	2	-50%
JALISCO	VALLE DE GUADALUPE		974	704	821	940				1	3	2	-50%
MEXICO	MALINALCO	644	685	771	831	941			2	2	2	2	-50%
VERACRUZ	ACAJETE	1008	738	775	832	942			1	2	2	2	-50%
MICHOACAN	PAJACUARAN		762	780	834	943				2	2	2	-50%
JALISCO	JESUS MARIA		968	814	838	944				1	2	2	-50%
MICHOACAN	MADERO		983	816	839	945				1	2	2	-50%
PUEBLA	SAN ANTONIO CABADA		1037	819	841	946				1	2	2	-50%
HIDALGO	HUASCA DE OCAMPO	807		844	845	947			1		2	2	-50%
PUEBLA	SANTA ISABEL CHOLULA	946		852	849	948			1		2	2	-50%
COAHUILA	PARRAS			864	850	949					2	2	-50%
PUEBLA	SAN PABLO ANICANO			879	852	950					2	2	-50%
SAN LUIS POTOSI	SALINAS	965	429	896	855	951			1	6	1	2	-50%
VERACRUZ	NAUTLA		481	901	856	952				5	1	2	-50%
SONORA	URES		783	946	863	953				2	1	2	-50%
VERACRUZ	CAZONES		788	947	864	954				2	1	2	-50%
DURANGO	VICENTE GUERRERO	520	818	956	865	955			3	1	1	2	-50%
VERACRUZ	CASTILLO DE TEAYO	1016	922	978	868	956			1	1	1	2	-50%
PUEBLA	AJALPAN		1022	999	873	957				1	1	2	-50%
VERACRUZ	ANGEL R CABADA		1069	1007	876	958			1	1	2	1	-50%
CHIHUAHUA	SATEVE			1076	888	959					1	2	-50%
GUANAJUATO	OCAMPO			1082	890	960					1	2	-50%
MICHOACAN	TLALPUJAHUA			1117	892	961					1	2	-50%
OAXACA	SANTO DOMINGO ZANATEPEC			1148	893	962					1	2	-50%
VERACRUZ	TOMATLAN			1200	898	963					1	2	-50%
VERACRUZ	PUEBLO VIEJO	205	361		899	964			22	7		2	-50%
PUEBLA	FRANCISCO Z. MENA	935	475		900	965			1	5		2	-50%
CHAPAS	SIMOJOVEL		745		902	966				2		2	-50%
PUEBLA	TEJELA DE OCAMPO		777		906	967				2		2	-50%
MICHOACAN	PENAMILLO	654	845		908	968			2	1		2	-50%
CHIHUAHUA	ALDAMA		945		912	969				1		2	-50%
OAXACA	SANTA MARIA JALAPA DEL MARQUES		1011		918	970				1		2	-50%
OAXACA	VILLA HIDALGO		1018		919	971				1		2	-50%
PUEBLA	SAN JOSE MAHUATLAN		1039		921	972				1		2	-50%
MEXICO	DONATO GUERRA	842			930	973			1			2	-50%
MICHOACAN	SAN LUCAS	868			931	974			1			2	-50%
MICHOACAN	COALCOMAN DE VAZQUEZ PALLAREZ				941	975						2	-50%
PUEBLA	VICENTE GUERRERO				951	976						2	-50%
VERACRUZ	AYAHUALULCO				957	977						2	-50%
ZACATECAS	CUAUHTEMOC				961	978						2	-50%
GUANAJUATO	DESCONOCIDO	523	457	330	963	979			3	5	13	1	0%
PUEBLA	TLAXCO	951	609	500	967	980			1	3	6	1	0%
MICHOACAN	COTLIA	861		564	972	981			1		5	1	0%
CHAPAS	TECPATAN	757	701	603	979	982			1	2	4	1	0%
TAMAUJUPAS	CAMARGO		784	611	980	983				2	4	1	0%
HIDALGO	DESCONOCIDO	806	883	618	981	984			1	1	4	1	0%
CHAPAS	SAN FERNANDO	754		628	982	985			1		4	1	0%
NAYARIT	IXTLAN DEL RIO	888	900	699	988	986			1	1	3	1	0%
VERACRUZ	ALTO LUCERO DE GUTIERREZ BARRI	1011	920	700	989	987			1	1	3	1	0%
SAN LUIS POTOSI	VILLA DE ARISTA	500		712	992	988			4		3	1	0%
HIDALGO	ARENAL EL	803		718	994	989			1		3	1	0%
GUANAJUATO	CUERAMARO	522	510	746	999	990			3	4	2	1	0%
MICHOACAN	TURICATO		629	762	1004	991				3	2	1	0%
JALISCO	GRULLO EL	461	652	765	1005	992			4	2	2	1	0%
GUERRERO	AYUTLA DE LOS LIBRES	529	661	766	1006	993			3	2	2	1	0%
DURANGO	CUENCAME		951	809	1018	994				1	2	1	0%
GUERRERO	SAN LUIS ACATLAN		957	810	1019	995				1	2	1	0%
HIDALGO	HUEHUETLA		961	812	1020	996				1	2	1	0%
JALISCO	UNION DE SAN ANTONIO		973	815	1021	997				1	2	1	0%
OAXACA	SAN JACINTO AMILPAS	665		836	1025	998			2		2	1	0%
MICHOACAN	AGUILA			868	1033	999					2	1	0%
OAXACA	SAN JUAN COZOCON			874	1034	1000					2	1	0%
VERACRUZ	INHUATLAN DEL CAFE			884	1037	1001					2	1	0%
GUERRERO	CUTZAMALA DE PINZON			751	941	1046	1002			2	1	1	0%
PUEBLA	CUYOACO	574	828	958	1051	1003			3	1	1	1	0%
MICHOACAN	LAGUNILLAS	652	844	963	1052	1004			2	1	1	1	0%
GUERRERO	AJUCHITLAN DEL PROGRESO	791	878	967	1053	1005			1	1	1	1	0%
ZACATECAS	MOYAHUA DE ESTRADA		1090	1010	1064	1006				1	1	1	0%
PUEBLA	TANGUISMANALCO	682		1021	1068	1007			2		1	1	0%

GUERRERO	PILCAYA	799		1032	1070	1008	1	1	1	1	0%
JALISCO	TECHALUTA DE MONTENEGRO	831		1038	1071	1009	1	1	1	1	0%
OAXACA	SAN PEDRO MXTEPEC DISTR. 26	916		1046	1074	1010	1	1	1	1	0%
PUEBLA	CUETZALAN DEL PROGRESO	934		1049	1075	1011	1	1	1	1	0%
CHIAPAS	TEOPISCA			1069	1081	1012					0%
JALISCO	GÓMEZ FARIAS			1108	1086	1013					0%
MICHOACÁN	TLAZAZALCA			1118	1090	1014					0%
OAXACA	NAZARENO ETLA			1128	1091	1015					0%
PUEBLA	TLALTENANGO			1168	1099	1016					0%
PUEBLA	XOCHITLAN TODOS SANTOS			1169	1100	1017					0%
SAN LUIS POTOSÍ	CEDRAL			1174	1102	1018					0%
DURANGO	SANTA CLARA		619		1108	1019		3			0%
NUEVO LEÓN	ANAHUAC	487	657		1111	1020	4	2			0%
COAHUILA	MORELOS	608	678		1113	1021	2	2			0%
MEXICO	TEXCALTITLAN	552	823		1125	1022	3	1			0%
NUEVO LEÓN	ABASOLO	659	847		1127	1023	2	1			0%
SONORA	NACOZARI DE GARCIA	975	918		1134	1024	1	1			0%
ZACATECAS	MAZAPIL	1044	927		1136	1025	1	1			0%
MEXICO	ZUMPAHUACAN		979		1137	1026					0%
MICHOACÁN	IRIMBO		981		1138	1027					0%
MICHOACÁN	JUNGAPEO		982		1139	1028					0%
MORELOS	MAZATEPEC		991		1141	1029					0%
MORELOS	TLALNEPANTLA	885			1167	1030	1				0%
PUEBLA	SAN PEDRO VELOITLAHUACAN	944			1172	1031	1				0%
VERACRUZ	JOSE AZUETA	1023			1178	1032	1				0%
BAJA CALIFORNIA SUR	TUJANA				1184	1033					0%
GUERRERO	GENERAL CANUTO A. NERI				1202	1034					0%
HIDALGO	LOLOTLA				1203	1035					0%
HIDALGO	TECOZAUTLA				1204	1036					0%
JALISCO	MASCOTA				1211	1037					0%
MICHOACÁN	SUSUPUATO				1221	1038					0%
NAYARIT	ROSAMORADA				1224	1039					0%
NUEVO LEÓN	BUSTAMANTE				1228	1040					0%
PUEBLA	SAN MIGUEL IXTLAN				1260	1041					0%
PUEBLA	SAN SEBASTIAN TLACOTEPEC				1261	1042					0%
SONORA	SAN IGNACIO RIO MUERTO				1274	1043					0%
TLAXCALA	TERRENATE				1279	1044					0%
VERACRUZ	TEXCATEPEC				1286	1045					0%
VERACRUZ	TEXISTEPEC				1287	1046					0%
VERACRUZ	TLILAPAN				1288	1047					0%
ZACATECAS	TEUL DE GONZALEZ ORTEGA				1295	1048					0%
TAMAULIPAS	MER	700	692	546		1049	2	2	5		100%
VERACRUZ	TANCOCO		1076	709		1050		1	3		100%
VERACRUZ	TLALTETELA		1079	710		1051		1	3		100%
MICHOACÁN	CHARAPAN		628	761		1052		3	2		100%
VERACRUZ	CARLOS A CARRILLO	1015	741	776		1053	1	2	2		100%
DURANGO	INDE		748	778		1054		2	2		100%
JALISCO	COLOTLAN		966	813		1055		1	2		100%
VERACRUZ	CHINAMPA DE GOROSTIZA		1071	826		1056		1	2		100%
COAHUILA	MUZQUIZ	609		834		1057	2		2		100%
CHIAPAS	SUCHIAPA	755		838		1058	1		2		100%
NUEVO LEÓN	DOCTOR GONZALEZ	892		848		1059	1		2		100%
CHIAPAS	ACAPETAHUA			860		1060			2		100%
OAXACA	SAN ANDRES HUAXPALTEPEC			872		1061			2		100%
VERACRUZ	TEOCELO			885		1062			2		100%
VERACRUZ	ZARAGOZA			886		1063			2		100%
VERACRUZ	TAMPICO ALTO	295	437	897		1064	11	5	1		100%
SAN LUIS POTOSÍ	CERRITOS	689	522	905		1065	2	4	1		100%
MEXICO	ORO EL	847	714	934		1066	1	2	1		100%
COAHUILA	DESCONOCIDO		747	939		1067		8	2		100%
CHIAPAS	TUXTLA CHICO	326	797	949		1068	8	1	1		100%
COAHUILA	GENERAL CEPEDA	516	816	954		1069	3	1	1		100%
GUERRERO	ZITLALA	621	834	961		1070	2	1	1		100%
CHIAPAS	MARGARITAS LAS		939	983		1071		1	1		100%
OAXACA	SANTA MARIA COYOTEPEC		1010	998		1072		1	1		100%
PUEBLA	NEALTICAN		1036	1004		1073		1	1		100%
TLAXCALA	SANTA APOLONIA TEACALCO		1065	1005		1074		1	1		100%
GUERRERO	ZIRANDARO	620		1015		1075	2		1		100%
CHIAPAS	MOTOZINTLA	748		1029		1076	1		1		100%
JALISCO	TONILA	835		1039		1077	1		1		100%
OAXACA	SANTA CRUZ AMILPAS	918		1047		1078	1		1		100%
SONORA	SANTA ANA	978		1052		1079	1		1		100%
CALIFORNIA	SAN DIEGO			1063		1080			1		100%
CHIAPAS	CHICOASEN			1064		1081			1		100%
GUANAJUATO	SANTIAGO MARAVATIO			1084		1082			1		100%
GUERRERO	COPALA			1086		1083			1		100%
GUERRERO	CUAUATEPEC			1087		1084			1		100%
NAYARIT	RUIZ			1122		1085			1		100%
OAXACA	SAN AGUSTIN ETLA			1129		1086			1		100%
OAXACA	SAN PEDRO KTLAHUACA			1137		1087			1		100%
OAXACA	SANTIAGO JAMILTEPEC			1143		1088			1		100%
PUEBLA	CALPAN			1153		1089			1		100%
PUEBLA	SAN NICOLAS LOS RANCHOS			1161		1090			1		100%
SONORA	MAZATAN			1184		1091			1		100%
TLAXCALA	SAN JUAN HUACTZINCO			1188		1092			1		100%
CHIHUAHUA	BALLEZA	759	702			1093	1		2		100%
GUERRERO	ZAPOTTITLAN TABLAS	802	707			1094	1		2		100%
OAXACA	SAN ANDRES HUAYAPAM	906	723			1095	1		2		100%
JALISCO	UNION DE TULA			756		1096			2		100%
NUEVO LEÓN	GENERAL TERAN			766		1097			2		100%
CHIHUAHUA	QUINAGA	515	815			1098	3		1		100%
SONORA	SAHUARIPA	696	858			1099	2		1		100%
COAHUILA	ABASOLO	770	874			1100	1		1		100%
HIDALGO	CHAPULHUACAN	805	882			1101	1		1		100%
MORELOS	MORELOS	880	898			1102	1		1		100%
CAMPECHE	CALAKMUL			932		1103			1		100%
HIDALGO	JACALA DE LEDEZMA			962		1104			1		100%
JALISCO	CUAUTITLAN DE GARCIA BARRAGAN			967		1105			1		100%
MICHOACÁN	ZINAPARO			988		1106			1		100%
NAYARIT	DESCONOCIDO			994		1107			1		100%
NUEVO LEÓN	DOCTOR ARROYO			997		1108			1		100%
OAXACA	CIENEGA DE ZMATLAN			1003		1109			1		100%
PUEBLA	CUAYUCA DE ANDRADE			1031		1110			1		100%
PUEBLA	SAN FELPE TEOTLALCINGO			1038		1111			1		100%
SAN LUIS POTOSÍ	MOCTEZUMA			1049		1112			1		100%
SAN LUIS POTOSÍ	TAMASOPO			1052		1113			1		100%
SINALOA	CARDENAS			1053		1114			1		100%
VERACRUZ	COLIPA			1072		1115			1		100%
ZACATECAS	VILLA HIDALGO			1094		1116			1		100%
CHIAPAS	RAYON	448				1117			4		100%
VERACRUZ	TLACOTALPAN	720				1118			2		100%
GUERRERO	COAHUAYUTLA DE JOSE MARIA IZA	795				1119			1		100%
JALISCO	TENAMAXTLAN	832				1120			1		100%

JALISCO	TOMATLAN	833			1121	1				1	100%
BAJA CALIFORNIA	ECATEPEC DE MORELOS				1128					1	100%
CHAPAS	BEJUCAL DE OCAMPO				1129					1	100%
CHAPAS	CHANAL				1130					1	100%
CHAPAS	FRONTERA HIDALGO				1131					1	100%
CHAPAS	LARRAINZAR				1132					1	100%
CHAPAS	MARQUES DE COMILLAS				1133					1	100%
CHAPAS	MEZCALAPA				1134					1	100%
CHAPAS	TZMOL				1135					1	100%
CHIHUAHUA	AGULES SERDAN				1136					1	100%
CHIHUAHUA	CARICHI				1137					1	100%
CHIHUAHUA	GÓMEZ FARIAS				1138					1	100%
CHIHUAHUA	GUADALUPE Y CALVO				1139					1	100%
CHIHUAHUA	SANTA ISABEL				1140					1	100%
CIUDAD DE MÉXICO	AXAPUSCO				1141					1	100%
COAHUILA	GUERRERO				1142					1	100%
COAHUILA	LAMADRID				1143					1	100%
COAHUILA	VIESCA				1144					1	100%
DURANGO	MEZQUITAL				1145					1	100%
GUANAJUATO	SAN LUIS ACATLAN				1146					1	100%
GUERRERO	APAXTLA				1147					1	100%
HIDALGO	CHAPANTONGO				1148					1	100%
HIDALGO	HUAZALINGO				1149					1	100%
HIDALGO	OMITLAN DE JUAREZ				1150					1	100%
JALISCO	ATEMAJAC DE BRIZUELA				1151					1	100%
JALISCO	BOLADOS				1152					1	100%
JALISCO	CADADAS DE OBREGON				1153					1	100%
JALISCO	MEZQUITIC				1154					1	100%
JALISCO	TIZAPAN EL ALTO				1155					1	100%
MEXICO	LUVIANOS				1156					1	100%
MICHOACÁN	COJUMATLAN DE REGULES				1157					1	100%
MICHOACÁN	ERONGARICUARO				1158					1	100%
MICHOACÁN	SENGUJO				1159					1	100%
MICHOACÁN	TLALTIZAPAN				1160					1	100%
MORELOS	TOTOLAPAN				1161					1	100%
NAYARIT	JALA				1162					1	100%
OAXACA	AYOTZINTEPEC				1163					1	100%
OAXACA	MAGDALENA YODOCONO DE PORFIRIO				1164					1	100%
OAXACA	REFORMA DE PINEDA				1165					1	100%
OAXACA	SAN ANDRES IXTLAHUACA				1166					1	100%
OAXACA	SAN FRANCISCO DEL MAR				1167					1	100%
OAXACA	SAN FRANCISCO LACHIGOLO				1168					1	100%
OAXACA	SAN JOSE INDEPENDENCIA				1169					1	100%
OAXACA	SAN JUAN AGHIUTLA				1170					1	100%
OAXACA	SAN JUAN GUICHICIVI				1171					1	100%
OAXACA	SAN JUAN LACHAO				1172					1	100%
OAXACA	SAN MARTIN ITUNYOSO				1173					1	100%
OAXACA	SAN PABLO COATLAN				1174					1	100%
OAXACA	SAN PEDRO AMUZGOS				1175					1	100%
OAXACA	SAN SEBASTIAN TEIPAC				1176					1	100%
OAXACA	SANTA CATARINA QUIQUITANI				1177					1	100%
OAXACA	SANTA CRUZ DE BRAVO				1178					1	100%
OAXACA	TEOTITLAN DEL VALLE				1179					1	100%
PUEBLA	AQUXTLA				1180					1	100%
PUEBLA	CHINANTLA				1181					1	100%
PUEBLA	HUEHUETLAN EL CHICO				1182					1	100%
PUEBLA	TEOPANTLAN				1183					1	100%
PUEBLA	XOCHIAPULCO				1184					1	100%
SAN LUIS POTOSI	AXTLA DE TERRAZAS				1185					1	100%
SAN LUIS POTOSI	CHARCAS				1186					1	100%
SAN LUIS POTOSI	COXCATLAN				1187					1	100%
SONORA	ALTAR				1188					1	100%
SONORA	NACORÍ CHICO				1189					1	100%
SONORA	SAN JAVIER				1190					1	100%
TLAXCALA	SAN FRANCISCO TETLANOHCAN				1191					1	100%
VERACRUZ	ATZACAN				1192					1	100%
VERACRUZ	HIDALGOTTITLAN				1193					1	100%
VERACRUZ	PERLA LA				1194					1	100%
VERACRUZ	RAFAEL LUCIO				1195					1	100%
VERACRUZ	SALTABARRANCA				1196					1	100%
VERACRUZ	TATATLA				1197					1	100%
VERACRUZ	XOXOCOTLA				1198					1	100%
YUCATAN	CALOTMUL				1199					1	100%
YUCATAN	PANABA				1200					1	100%
YUCATAN	QUINTANA ROO				1201					1	100%
ZACATECAS	GENARO CODINA				1202					1	100%
ZACATECAS	TEPETONGO				1203					1	100%
ZACATECAS	VILLA GARCIA				1204					1	100%
CHIHUAHUA	GUADALUPE	211	311	309	260	19	10	15	23		-100%
COLIMA	MINATITLAN	213	176	181	322	19	29	38	15		-100%
GUANAJUATO	SANTA CATARINA	301	397	735	381	10	6	2	12		-100%
VERACRUZ	URSULO GALVAN		1080	443	390		1	8	11		-100%
CHAPAS	FRONTERA COMALAPA	746	700	676	413	1	2	3	10		-100%
TLAXCALA	XALTOCAN		549	376	451		4	10	8		-100%
MORELOS	AXOCHIAPAN		990	994	467		1	1	8		-100%
COAHUILA	ALLENDE	380	444	641	529	6	5	3	6		-100%
CHIHUAHUA	NUevo CASAS GRANDES		618	665	531		3	3	6		-100%
CHAPAS	BENEMERITO DE LAS AMERICAS		934	701	534		1	3	6		-100%
GUANAJUATO	VICTORIA	200	182	406	546	22	28	8	5		-100%
DURANGO	TAMAZULA	519	577	430	548	3	3	8	5		-100%
JALISCO	CUAUTLA	385	445	574	558	6	5	4	5		-100%
PUEBLA	VENUSTIANO CARRANZA	576	584	592	562	3	3	4	5		-100%
CHAPAS	CHILON	744		717	579	1		3	5		-100%
QUINTANA ROO	JOSE MARIA MORELOS			1172	597			1	5		-100%
SONORA	YECORA	581	517		598	3	4		5		-100%
MEXICO	JIQUILCO	642			603	2			5		-100%
PUEBLA	ZACAPOAXTLA				607				5		-100%
BAJA CALIFORNIA	GALEANA	660	848	552	623	2	1	5	4		-100%
OAXACA	SAN PABLO ETLA	569	582	590	626	3	3	4	4		-100%
JALISCO	CHIHUATLAN	819	599	662	632	1	3	3	4		-100%
HIDALGO	TLANALAPA		623	758	638		3	2	4		-100%
MICHOACÁN	CARACUARO			869	649			2	4		-100%
CHAPAS	ANGEL ALBINO CORZO	740		1027	657	1		1	4		-100%
PUEBLA	GUADALUPE		1034		661		1		4		-100%
CALIFORNIA	ANANEIM				664				4		-100%
GUANAJUATO	CORONEO				665				4		-100%
PUEBLA	QUIMIXTLAN				666				4		-100%

VERACRUZ	COSAUTLAN DE CARVAJAL				668					4		-100%	
VERACRUZ	HUIYACOCOTLA				669					4		-100%	
HIDALGO	METEPEC	384	334	366	673				6	9	10	3	-100%
PUEBLA	ZAPOTITLAN	683	690	462	677				2	2	7	3	-100%
OAXACA	PINOTEPA DE DON LUIS	566	826	549	697				3	1	5	3	-100%
MICHOACAN	IKTLAN	477	655	670	710				4	2	3	3	-100%
GUERRERO	IGUALAPA	618	681	674	711				2	2	3	3	-100%
MICHOACAN	BRISEDAS	858	893	698	715				1	1	3	3	-100%
CHAPAS	ESCUINTLA		936	808	731					1	2	3	-100%
PUEBLA	TLACUILOTEPEC		1043	821	732					1	2	3	-100%
MICHOACAN	TOCUMBO	873		846	736				1		2	3	-100%
JALISCO	ZAPOTLAN DEL REY	546	580	915	743				3	3	1	3	-100%
CHAPAS	JIQUILAS	602	677	927	745				2	2	1	3	-100%
BAJA CALIFORNIA SUR	MULEGE		931	981	752					1	1	3	-100%
CHAPAS	COPAINALA			1065	757						1	3	-100%
HIDALGO	ALFAJAYUCAN			1094	758						1	3	-100%
PUEBLA	CUAUTEMPAN			1155	760						1	3	-100%
VERACRUZ	MARIANO ESCOBEDO			1196	764						1	3	-100%
ZACATECAS	GENERAL ENRIQUE ESTRADA		392		766					7		3	-100%
OAXACA	HUIHUTLA DE JIMENEZ	901	903		769				1	1		3	-100%
GUERRERO	GENERAL HELIODORO CASTILLO		953		770					1		3	-100%
PUEBLA	MAGDALENA TLATLAUQUITEPEC LA	1035			771					1		3	-100%
MISSISSIPPI	DESCONOCIDO				775							3	-100%
OAXACA	SAN BLAS ATEMPA				776							3	-100%
OAXACA	VILLA DE TAMAZULAPAM DEL PROGR				777							3	-100%
PUEBLA	PANTEPEC				779							3	-100%
PUEBLA	TECOMATLAN				780							3	-100%
TAMAULIPAS	GONZALEZ	227	159	445	788				17	37	7	2	-100%
GUANAJUATO	TIERRA BLANCA	382	562	536	796				6	3	5	2	-100%
CHIHUAHUA	DESCONOCIDO	763		562	798				1		5	2	-100%
MORELOS	OCCUTUCO	881		629	808				1		4	2	-100%
OAXACA	PUTLA VLLA DE GUERRERO	567	671	673	814				3	2	3	2	-100%
MICHOACAN	TINGAMATO	872	717	679	815				1	2	3	2	-100%
MEXICO	SAN JOSE DEL RINCON			722	824						3	2	-100%
PUEBLA	ZARAGOZA			726	826						3	2	-100%
VERACRUZ	IKHUATLANCILLO	1021	742	777	833				1	2	2	2	-100%
GUERRERO	OLINALA	798	881	804	835				1	1	2	2	-100%
NUEVO LEON	MINA	893	902	805	836				1	1	2	2	-100%
JALISCO	IKTLAHUACAN DEL RIO	412		829	843				5		2	2	-100%
NAYARIT	TECUALA	890		847	846				1		2	2	-100%
OAXACA	ACATLAN DE PEREZ FIGUEROA	894		849	847				1		2	2	-100%
TLAXCALA	ACUAMANALA DE MIGUEL HIDALGO			881	853						2	2	-100%
JALISCO	TALPA DE ALLENDE	828	600	919	858				1	3	1	2	-100%
MICHOACAN	NAHUATZEN	653	687	928	859				2	2	1	2	-100%
TAMAULIPAS	TULA	992	736	938	860				1	2	1	2	-100%
VERACRUZ	PLATON SANCHEZ	717	864	965	866				2	1	1	2	-100%
ZACATECAS	VALPARAISO	1046	928	979	869				1	1	1	2	-100%
CHAPAS	HUEHUETAN		937	982	870					1	1	2	-100%
NUEVO LEON	RAMONES LOS		1001	997	872					1	1	2	-100%
PUEBLA	CHAPULCO		1025	1000	874					1	1	2	-100%
VERACRUZ	PLAYA VICENTE		1074	1008	877					1	1	2	-100%
CHAPAS	CACAHOTAN	742		1028	879				1		1	2	-100%
JALISCO	TAPALPA	829		1036	880				1		1	2	-100%
PUEBLA	HUIAQUECHULA	936		1050	881				1		1	2	-100%
PUEBLA	HUEYAPAN	938		1051	882				1		1	2	-100%
VERACRUZ	SANTIAGO TUXTLA	1030		1057	885				1		1	2	-100%
CHIHUAHUA	NAMQUIPA			1075	887						1	2	-100%
COAHUILA	NAVA			1079	889						1	2	-100%
PUEBLA	ACTEOPAN			1151	894						1	2	-100%
PUEBLA	YACNAHUAC			1170	896						1	2	-100%
VERACRUZ	APAZAPAN			1192	897						1	2	-100%
MORELOS	AMACUZAC		764		904					2		2	-100%
TLAXCALA	SANTA ANA NOPALUCAN		786		907						2	2	-100%
ARIZONA	PHOENIX	730	868		909				1	1		2	-100%
CHIHUAHUA	CASAS GRANDES	761	873		910				1	1		2	-100%
OAXACA	VILLA TUTUTEPEC DE MELCHOR O	927	909		911				1	1		2	-100%
GUERRERO	LEONARDO BRAVO		955		913					1		2	-100%
HIDALGO	TIANGUSTENGO		964		914					1		2	-100%
MEXICO	TMILPAN		978		915					1		2	-100%
MORELOS	TEMOAC		993		916					1		2	-100%
OAXACA	SAN PEDRO Y SAN PABLO TEPOSOL		1009		917					1		2	-100%
PUEBLA	TETELES DE AVILA CASTILLO		1042		923					1		2	-100%
PUEBLA	TLAOLA		1044		924					1		2	-100%
VERACRUZ	TLALNELHUAYOCAN		1078		925					1		2	-100%
JALISCO	TECOLOTLAN	462			926				4			2	-100%
JALISCO	JILOTLAN DE LOS DOLORES	823			929				1			2	-100%
TAMAULIPAS	GOMEZ FARIAS	985			932				1			2	-100%
TAMAULIPAS	GUSTAVO DIAZ ORDAZ	987			933				1			2	-100%
TLAXCALA	ZITLALTEPEC DE TRINIDAD SANCH	1007			935				1			2	-100%
ARKANSAS	PINE BLUFF				936							2	-100%
CALIFORNIA	SUN CITY				937							2	-100%
CHIHUAHUA	ALLENDE				938							2	-100%
CHIHUAHUA	BUENAVENTURA				939							2	-100%
JALISCO	CABO CORRIENTES				940							2	-100%
MICHOACAN	JIMENEZ				943							2	-100%
OAXACA	SAN JERONIMO TLACOCCHAHUAYA				946							2	-100%
OAXACA	SANTIAGO TILLO				947							2	-100%
PUEBLA	HUEYTAMALCO				948							2	-100%
PUEBLA	OCOTEPEC				949							2	-100%
PUEBLA	TLAPACOYA				950							2	-100%
SAN LUIS POTOSI	ARMADILLO DE LOS INFANTE				952							2	-100%
SAN LUIS POTOSI	CERRO DE SAN PEDRO				953							2	-100%
TAMAULIPAS	OCAMPO				954							2	-100%
TLAXCALA	LAZARO CARDENAS				955							2	-100%
TLAXCALA	SANTA CATARINA AYOMETLA				956							2	-100%
VERACRUZ	IXMATLAHUACAN				958							2	-100%
VERACRUZ	TEQUILA				959							2	-100%
ZACATECAS	APOZOL				960							2	-100%
ZACATECAS	GENERAL PANFILO NATERA				962							2	-100%
HIDALGO	SANTIAGO DE ANAYA			360	964						11	1	-100%
DURANGO	GUADALUPE VICTORIA	781	423	572	974				1	6	4	1	-100%
TAMAULIPAS	LLERA	583	414	638	984				3	6	3	1	-100%
JALISCO	TEUCHITLAN		971	703	990					1		1	-100%
PUEBLA	ALTEPEXI		1023	708	991					1	3	1	-100%
NAYARIT	SANTA MARIA DEL ORO			724	996						3	1	-100%
BAJA CALIFORNIA SUR	DESCONOCIDO	733	470	743	998				1	5	2	1	-100%
SAN LUIS POTOSI	DESCONOCIDO	963	611	755	1001				1	3	2	1	-100%
TAMAULIPAS	DESCONOCIDO	582	672	768	1007				3	2	2	1	-100%
SAN LUIS POTOSI	AHUALULCO	961	734	774	1009				1	2	2	1	-100%
GUERRERO	HUAMUXTITLAN		752	779	1010				2	2	1		-100%
PUEBLA	PIAXTLA		774	781	1011				2	2	1		-100%
MEXICO	TLATLAYA	553	824	791	1014				3	1	2	1	-100%
JALISCO	HOSTOTPAQUILLO	629	838	794	1016				2	1	2	1	-100%

MICHOACAN	CHINICULA			1219				1		-100%
MICHOACAN	EPITACIO HUERTA			1220				1		-100%
MICHOACAN	TIQUICHEO DE NICOLAS ROMERO			1222				1		-100%
MISSISSIPPI	GRENADEA			1223				1		-100%
NAYARIT	SAN PEDRO LAGUNILLAS			1225				1		-100%
NEW MEXICO	ANTELOPE			1226				1		-100%
NEW MEXICO	SANTA FE			1227				1		-100%
NUEVO LEON	GENERAL TREVIDO			1229				1		-100%
OAXACA	ASUNCION OCOTLAN			1230				1		-100%
OAXACA	MARISCALA DE JUAREZ			1231				1		-100%
OAXACA	NEJAPA DE MADERO			1232				1		-100%
OAXACA	SAN AGUSTIN LOXICHA			1233				1		-100%
OAXACA	SAN BALTAZAR CHICHICAPAM			1234				1		-100%
OAXACA	SAN BARTOLO SOYALTEPEC			1235				1		-100%
OAXACA	SAN BARTOLOME ZOOGOCHO			1236				1		-100%
OAXACA	SAN BERNARDO MXTEPEC			1237				1		-100%
OAXACA	SAN FELPE USILA			1238				1		-100%
OAXACA	SAN FRANCISCO TELIXTLAHUACA			1239				1		-100%
OAXACA	SAN JERONIMO TAVICHE			1240				1		-100%
OAXACA	SAN JUAN SAYULTEPEC			1241				1		-100%
OAXACA	SAN PABLO HUIXTEPEC			1242				1		-100%
OAXACA	SANTA ANA			1243				1		-100%
OAXACA	SANTA ANA ZEGACHE			1244				1		-100%
OAXACA	SANTA CRUZ XITLA			1245				1		-100%
OAXACA	SANTA LUCIA OCOTLAN			1246				1		-100%
OAXACA	SANTA MARIA XADANI			1247				1		-100%
OAXACA	SANTA MARIA YOLOTEPEC			1248				1		-100%
OAXACA	SANTIAGO LAOLLAGA			1249				1		-100%
OAXACA	VILLA TEJUPAM DE LA UNION			1250				1		-100%
PUEBLA	AMIXTLAN			1251				1		-100%
PUEBLA	AXUTLA			1252				1		-100%
PUEBLA	HONEY			1253				1		-100%
PUEBLA	MAZAPILTEPEC DE JUAREZ			1255				1		-100%
PUEBLA	PETLALCINGO			1256				1		-100%
PUEBLA	SAN FELPE TEPATLAN			1257				1		-100%
PUEBLA	SAN GABRIEL CHILAC			1258				1		-100%
PUEBLA	TEOTLALCO			1262				1		-100%
PUEBLA	TOCHIMILCO			1263				1		-100%
PUEBLA	ZOQUITLAN			1264				1		-100%
QUERETARO	LANDA DE MATAMOROS			1265				1		-100%
QUINTANA ROO	QUERETARO			1267				1		-100%
SAN LUIS POTOSI	MATLAPA			1268				1		-100%
SAN LUIS POTOSI	SAN MARTIN CHALCHICUAUTLA			1269				1		-100%
SAN LUIS POTOSI	TAMPACAN			1270				1		-100%
SAN LUIS POTOSI	VILLA DE GUADALUPE			1271				1		-100%
SAN SALVADOR	EL SALVADOR			1272				1		-100%
SONORA	SINALOA			1275				1		-100%
TAMAULIPAS	MIQUIHUANA			1276				1		-100%
TAMAULIPAS	VILLAGRAN			1277				1		-100%
TEXAS	TYLER TEXAS USA			1278				1		-100%
VERACRUZ	COETZALA			1280				1		-100%
VERACRUZ	JILOTEPEC			1281				1		-100%
VERACRUZ	MIXTLA DE ALTAMIRANO			1283				1		-100%
VERACRUZ	SAN ANDRES TENEJAPAN			1284				1		-100%
VERACRUZ	TAMAHUA			1285				1		-100%
VERACRUZ	ZENTLA			1289				1		-100%
YUCATAN	CHOCHOLA			1290				1		-100%
YUCATAN	CONKAL			1291				1		-100%
ZACATECAS	APULCO			1292				1		-100%
ZACATECAS	PANUJO			1293				1		-100%
ZACATECAS	TEPECHITLAN			1294				1		-100%
OAXACA	SANTIAGO JUXTLAHUACA	425	558				5	5		100%
VERACRUZ	NARANJAL	594	625				3	4		100%
TAMAULIPAS	JAUMAVE		635					4		100%
VERACRUZ	CALCAHUALCO		636					4		100%
MEXICO	ECATZINGO	547	512	648			3	4	3	100%
GUERRERO	ALPOVECA	793	706	677			1	2	3	100%
GUERRERO	COCULA		750	688				2	3	100%
OAXACA	SANTA MARIA TONAMECA		1012	707				1	3	100%
HIDALGO	TETEPANGO	625		715			2		3	100%
OAXACA	ABEJONES			725					3	100%
VERACRUZ	TEMPOAL	1032	615	756			1	3	2	100%
VERACRUZ	PASO DEL MACHO		790	783				2	2	100%
ZACATECAS	CONCEPCION DEL ORO		792	784				2	2	100%
COLIMA	ARMERIA	612	833	793			2	1	2	100%
CHIHUAHUA	ROSARIO	769		841			1		2	100%
COAHUILA	SAN JUAN DE SABINAS	775		842			1		2	100%
TAMAULIPAS	GUEMEZ	986		853			1		2	100%
TAMAULIPAS	MENDEZ	990		854			1		2	100%
VERACRUZ	HIGO EL	1020		857			1		2	100%
CHIAPAS	SOLOSUCHIAPA			862					2	100%
GUERRERO	SAN MIGUEL TOTOLAPAN			866					2	100%
NUEVO LEON	VILLALDAMA			871					2	100%
OAXACA	SAN JUAN BAUTISTA TLACDZTZNTE			873					2	100%
OAXACA	VILLA SOLA DE VEGA			876					2	100%
YUCATAN	MOTUL			887					2	100%
VERACRUZ	OZULUAMA DE MASCAREAS	346	305	889			8	11	1	100%
MICHOACAN	CHURINTZIO	557	514	904			3	4	1	100%
HIDALGO	NOPALA DE VILLAGRAN		541	910				4	1	100%
AGUASCALIENTES	PABELLON DE ARTEAGA		617	922				3	1	100%
JALISCO	CUQUIO		624	923				3	1	100%
SAN LUIS POTOSI	RAYON	692	691	929			2	2	1	100%
COAHUILA	VILLA UNION	449	806	951			4	1	1	100%
TAMAULIPAS	SOTO LA MARINA	584	829	959			3	1	1	100%
COAHUILA	JIMENEZ	607	832	960			2	1	1	100%
JALISCO	HUERTAL LA	630	839	962			2	1	1	100%
OAXACA	TEPELMEVE VILLA DE MORELOS	669	852	964			2	1	1	100%
MICHOACAN	TZINTZUNTZAN	874	896	972			1	1	1	100%
SAN LUIS POTOSI	CIUDAD DEL MAIZ	962	913	975			1	1	1	100%
HIDALGO	SAN AGUSTIN METZQUITLAN		963	988				1	1	100%
JALISCO	SAN CRISTOBAL DE LA BARRANCA		969	989				1	1	100%
NUEVO LEON	HUALAHUISES		998	996				1	1	100%
PUEBLA	CHICHQUILA		1026	1001				1	1	100%
PUEBLA	COYOTEPEC		1030	1003				1	1	100%
VERACRUZ	YECUATLA		1083	1009				1	1	100%
COAHUILA	ZARAGOZA	450		1011			4		1	100%
DURANGO	TLAHUALILO	615		1014			2		1	100%
MEXICO	RAYON	645		1017			2		1	100%
QUERETARO	JALPAN DE SERRA	685		1022			2		1	100%
SONORA	MURIS	695		1023			2		1	100%
CHIAPAS	ACALA	737		1025			1		1	100%
COAHUILA	CUATROCIENEGAS	771		1031			1		1	100%
GUERRERO	XOCHIHUEHUETLAN	801		1033			1		1	100%

HIDALGO	CARDONAL	804	1034			1	1			100%
JALISCO	SAN MARCOS	827	1035			1	1			100%
MORELOS	TETECALA	883	1044			1	1			100%
OAXACA	CUILAPAM DE GUERRERO	898	1045			1	1			100%
YUCATAN	CHEMAX	1034	1059			1	1			100%
CHIAPAS	HUISTAN		1066				1			100%
CHIAPAS	METAPA		1067				1			100%
CHIAPAS	OXCHUC		1068				1			100%
CHIHUAHUA	BACHINIVA		1071				1			100%
CHIHUAHUA	DR BELISARIO DOMINGUEZ		1072				1			100%
CHIHUAHUA	JULMES		1073				1			100%
CHIHUAHUA	LOPEZ		1074				1			100%
CHIHUAHUA	SAUCILLO		1077				1			100%
COAHUILA	OCAMPO		1080				1			100%
GUERRERO	COCHOAPA EL GRANDE		1085				1			100%
GUERRERO	PEDRO ASCENCIO ALQUISIRAS		1090				1			100%
GUERRERO	QUECHULTENANGO		1091				1			100%
GUERRERO	TILACOAPA		1092				1			100%
GUERRERO	XALPATLAHUAC		1093				1			100%
HIDALGO	JALTOCAN		1096				1			100%
HIDALGO	MOLANGO DE ESCAMILLA		1097				1			100%
HIDALGO	PACULA		1098				1			100%
HIDALGO	PISAFLORES		1099				1			100%
HIDALGO	TLAHUILTEPA		1102				1			100%
HIDALGO	XOCHICOATLAN		1103				1			100%
ILLINOIS	DESCONOCIDO		1104				1			100%
JALISCO	ATENGO		1106				1			100%
JALISCO	CHIUQUILISTLAN		1107				1			100%
JALISCO	MIXTLAN		1109				1			100%
MICHOACAN	CHUCANDIRO		1114				1			100%
MICHOACAN	ISIDRO FABELA		1115				1			100%
MORELOS	JILOTEPEC		1119				1			100%
MORELOS	TEMOAYA		1120				1			100%
NAYARIT	DEL NAYAR		1121				1			100%
NEVADA	LAS VEGAS		1123				1			100%
NEUVO LEON	ITURBIDE		1124				1			100%
OAXACA	ANIMAS TRUJANO		1125				1			100%
OAXACA	CALIHUALA		1126				1			100%
OAXACA	MAGDALENA MIXTEPEC		1127				1			100%
OAXACA	SAN AGUSTIN TLACOTEPEC		1130				1			100%
OAXACA	SAN AGUSTIN YATARENI		1131				1			100%
OAXACA	SAN BARTOLO YALUTEPEC		1132				1			100%
OAXACA	SAN PEDRO HUAMELULA		1135				1			100%
OAXACA	SAN PEDRO ICATLAN		1136				1			100%
OAXACA	SAN SEBASTIAN ABASOLO		1138				1			100%
OAXACA	SANTA CATALINA QUIERI		1139				1			100%
OAXACA	SANTA CRUZ ACATEPEC		1140				1			100%
OAXACA	SANTA CRUZ PAPALUTLA		1141				1			100%
OAXACA	SANTIAGO JOCOTEPEC		1144				1			100%
OAXACA	SANTIAGO TENANGO		1145				1			100%
OAXACA	SANTIAGO TEPEKTLA		1146				1			100%
OAXACA	SANTO DOMINGO TOMALTEPEC		1147				1			100%
OAXACA	TRINIDAD ZAACHILA		1150				1			100%
PUEBLA	ATIZTIZHUACAN		1152				1			100%
PUEBLA	COHETZALA		1154				1			100%
PUEBLA	HUATLATLAUCA		1156				1			100%
PUEBLA	IKTACAMAXTITLAN		1159				1			100%
PUEBLA	MIXTLA		1160				1			100%
PUEBLA	SANTA INES AHUATEMPAN		1162				1			100%
PUEBLA	TENAMPULCO		1164				1			100%
SAN LUIS POTOSI	HUEHUETLAN		1175				1			100%
SAN LUIS POTOSI	SANTO DOMINGO		1176				1			100%
SAN LUIS POTOSI	VILLA DE LA PAZ		1178				1			100%
SONORA	ACONCHI		1179				1			100%
SONORA	ALAMOS		1180				1			100%
SONORA	COLORADA LA		1181				1			100%
SONORA	GENERAL PLUTARCO ELIAS CALLES		1182				1			100%
SONORA	HUACHINERA		1183				1			100%
TLAXCALA	BENTO JUAREZ		1185				1			100%
TLAXCALA	SAN DAMIAN TEXOLOC		1187				1			100%
TLAXCALA	SAN LORENZO AXOCOMANITLA		1189				1			100%
VERACRUZ	ACATLAN		1191				1			100%
VERACRUZ	CHOCAMAN		1193				1			100%
VERACRUZ	ICATEPEC		1194				1			100%
VERACRUZ	TEPETZINTLA		1198				1			100%
VERACRUZ	TLACOLLULAN		1199				1			100%
YUCATAN	ACANCEH		1201				1			100%
YUCATAN	MANI		1202				1			100%
ZACATECAS	CHALCHIHUITES		1206				1			100%
ZACATECAS	VILLANUEVA		1210				1			100%
TAMAULIPAS	ALDAMA	981	476			1	5			100%
PUEBLA	NAUPAN		635				3			100%
VERACRUZ	CAMARON DE TEJEDA		640				3			100%
MORELOS	TETELA DEL VOLCAN	884	719			1	2			100%
OAXACA	SANTA MARIA DEL TULE	920	726			1	2			100%
JALISCO	ATENGULLO		754				2			100%
MORELOS	TLAQUILTENANGO		765				2			100%
OAXACA	ASUNCION CACALOTEPEC		767				2			100%
OAXACA	SANTIAGO CHAZUMBA		771				2			100%
SAN LUIS POTOSI	XILITLA		781				2			100%
VERACRUZ	COYUTLA		789				2			100%
ZACATECAS	TRINIDAD GARCIA DE LA CADENA		793				2			100%
DURANGO	NUevo IDEAL	782	875			1	1			100%
DURANGO	OCAMPO	783	876			1	1			100%
GUERRERO	ALCOZAUCA DE GUERRERO	792	879			1	1			100%
MICHOACAN	ANGAMACUTIRO	856	892			1	1			100%
MORELOS	COATLAN DEL RIO	878	897			1	1			100%
OAXACA	ROJAS DE CUAUHTEMOC	904	904			1	1			100%
OAXACA	SAN JUAN CACAHUATEPEC	909	907			1	1			100%
OAXACA	SAN MARTIN HUAMELUPAM	913	908			1	1			100%
PUEBLA	ZAUTLA	953	912			1	1			100%
SAN LUIS POTOSI	TANQUIAN DE ESCOBEDO	968	914			1	1			100%
SAN LUIS POTOSI	TIERRA NUEVA	969	915			1	1			100%
VERACRUZ	CHONTLA	1017	923			1	1			100%
YUCATAN	TICUL	1040	925			1	1			100%
BAJA CALIFORNIA	HUAMANTLA		929				1			100%
CAMPECHE	DESCONOCIDO		933				1			100%
CHIAPAS	CONCORDIA LA		935				1			100%
CHIAPAS	HUITUPAN		938				1			100%
CHIAPAS	TRINITARIA LA		942				1			100%
CHIHUAHUA	CRUZ LA		946				1			100%
CHIHUAHUA	GUAZAPARES		947				1			100%
DURANGO	AZCAPOTZALCO		950				1			100%

DURANGO	RODEO	952				1			100%			
GUERRERO	MOCHITLAN	956				1			100%			
HIDALGO	CALNALI	959				1			100%			
HIDALGO	XOCHIATIPAN	965				1			100%			
NUEVO LEON	LAMPAZOS DE NARANJO	999				1			100%			
NUEVO LEON	MELCHOR OCAMPO	1000				1			100%			
OAXACA	CANDELARIA LOXICHA	1002				1			100%			
OAXACA	MAGDALENA TEQUISISTLAN	1005				1			100%			
OAXACA	MAZATLAN VILLA DE FLORES	1006				1			100%			
OAXACA	SAN CRISTOBAL SUCHXITLANHUACA	1007				1			100%			
OAXACA	SAN FRANCISCO CAHUACUA	1008				1			100%			
OAXACA	SANTAGO APOALA	1013				1			100%			
OAXACA	SANTAGO YAITEPEC	1014				1			100%			
OAXACA	SANTO DOMINGO TEPUXTEPEC	1015				1			100%			
OAXACA	TANICHE	1017				1			100%			
OAXACA	YAXE	1019				1			100%			
PUEBLA	ACATENO	1020				1			100%			
PUEBLA	AYOTOXCO DE GUERRERO	1024				1			100%			
PUEBLA	DOMINGO ARENAS	1032				1			100%			
PUEBLA	ZAPOTITLAN DE MENDEZ	1047				1			100%			
QUINTANA ROO	AHUALULCO	1048				1			100%			
SAN LUIS POTOSI	SAN NICOLAS TOLENTINO	1051				1			100%			
SONORA	CARBO	1054				1			100%			
SONORA	OPODEPE	1055				1			100%			
TABASCO	ZARAGOZA	1058				1			100%			
TEXAS	LAREDO	1059				1			100%			
VERACRUZ	ACULA	1068				1			100%			
VERACRUZ	TLACHICHILCO	1077				1			100%			
VERACRUZ	ZACUALPAN	1084				1			100%			
YUCATAN	CELESTUN	1086				1			100%			
YUCATAN	TECOH	1087				1			100%			
ZACATECAS	JIMENEZ DEL TEUL	1089				1			100%			
ZACATECAS	VILLA GONZALEZ ORTEGA	1093				1			100%			
DURANGO	CANATLAN	614				2			100%			
HIDALGO	ATLAPEXCO	622				2			100%			
MEXICO	JOQUICINGO	643				2			100%			
NAYARIT	TUXPAN	658				2			100%			
PUEBLA	CHIGMECATITLAN	673				2			100%			
QUERETARO	TOLMAN	687				2			100%			
TAMULIPAS	ABASOLO	699				2			100%			
VERACRUZ	TAMALIN	719				2			100%			
ZACATECAS	TRONCOSO	725				2			100%			
AGUASCALIENTES	SAN JOSE DE GRACIA	729				1			100%			
BAJA CALIFORNIA SUR	NAUCALPAN DE JUAREZ	734				1			100%			
CAMPECHE	ORIZABA	736				1			100%			
CHAPAS	ROSAS LAS	752				1			100%			
CHIHUAHUA	ASCENSION	758				1			100%			
CHIHUAHUA	CHINPAS	762				1			100%			
CHIHUAHUA	MORIS	768				1			100%			
COAHUILA	SAN BUENAVENTURA	774				1			100%			
COLIMA	IKTLAHUACAN	777				1			100%			
COLIMA	PUEBLA	778				1			100%			
DURANGO	CONETO DE COMONFORT	779				1			100%			
HIDALGO	ZACUALTIPAN DE ANGELES	814				1			100%			
JALISCO	AYUTLA	818				1			100%			
JALISCO	HUEJUQUILLA EL ALTO	821				1			100%			
JALISCO	VILLA GUERRERO	836				1			100%			
MEXICO	XICOTEPEC	853				1			100%			
MICHOACAN	TZITZIO	875				1			100%			
OAXACA	SAN CRISTOBAL AMOLTEPEC	907				1			100%			
OAXACA	SAN JUAN COATZOSPAM	910				1			100%			
OAXACA	SAN LUCAS QUITLAN	912				1			100%			
OAXACA	SANTA GERTRUDIS	919				1			100%			
OAXACA	SANTA MARIA ECATEPEC	921				1			100%			
OAXACA	SANTO DOMINGO TONALA	925				1			100%			
OAXACA	SITIO DE XITLAPEHUA	926				1			100%			
PUEBLA	HUEHUETLAN EL GRANDE	937				1			100%			
PUEBLA	ZONGOZOTLA	956				1			100%			
PUEBLA	ZOQUIAPAN	957				1			100%			
SAN LUIS POTOSI	TAMPAMOLON DE CORONA	967				1			100%			
SONORA	ONAVAS	976				1			100%			
SONORA	SUAGUI GRANDE	979				1			100%			
TAMULIPAS	CASAS	982				1			100%			
TAMULIPAS	MAINERO	989				1			100%			
TAMULIPAS	SAN CARLOS	991				1			100%			
TLAXCALA	MUDOZ DE DOMINGO ARENAS	998				1			100%			
TLAXCALA	VERACRUZ	1005				1			100%			
VERACRUZ	COMAPA	1018				1			100%			
VERACRUZ	OTATITLAN	1026				1			100%			
VERACRUZ	TEHUIPANGO	1031				1			100%			
YUCATAN	HALACHO	1035				1			100%			
YUCATAN	OXKUTZCAB	1038				1			100%			
YUCATAN	SAN FELPE	1039				1			100%			
ZACATECAS	VETAGRANDE	1047				1			100%			
TOTAL GENERAL SECTOR ASEGURADOR							45283	50436	65825	70607	63902	-9%

TOTAL DE MUNICIPIOS A NIVEL NACIONAL POR AÑO 1047 1094 1210 1295 1304
INCREMENTO %, DE CANTIDAD DE MUNICIPIOS CON ROBO 4% 11% 7% -7%

VEHÍCULOS ROBADOS AL SECTOR ASEGURADOR A NIVEL NACIONAL, POR MODELO, DURANTE EL PERIODO 01/01/2019-30/09/2019 Y SU COMPORTAMIENTO DURANTE EL MISMO PERIODO DE 2018, ORDENADO POR MODELO.

MODELO	TOTAL NACIONAL POR MODELO											
	CON VIOLENCIA			ESTACIONADO			TOTAL					
	2018	2019	% DE PART.	2018	2019	% DE PART.	2018	2019	% DE INCR.	% DEL TOT.		
1963	1			1			2	0	-100%	0%		
1968	1			2			3	0	-100%	0%		
1970	1	3	100%				1	3	200%	0%		
1971	1	1	100%				1	1	0%	0%		
1972	2	2	67%	1	1	33%	3	3	0%	0%		
1973	2			2	3	100%	4	3	-25%	0%		
1974	6						6	0	-100%	0%		
1975	3	2	67%	1	1	33%	4	3	-25%	0%		
1976		1	50%	2	1	50%	2	2	0%	0%		
1977	3			2	1	100%	5	1	-80%	0%		
1978	3	1	33%	2	2	67%	5	3	-40%	0%		
1979	6	5	63%		3	38%	6	8	33%	0%		
1980	10	16	89%	4	2	11%	14	18	29%	0%		
1981	6	11	79%	6	3	21%	12	14	17%	0%		
1982	15	5	71%	8	2	29%	23	7	-70%	0%		
1983	2	1	33%	3	2	67%	5	3	-40%	0%		
1984	4	2	20%	3	8	80%	7	10	43%	0%		
1985	9	9	56%	7	7	44%	16	16	0%	0%		
1986	5	8	44%	14	10	56%	19	18	-5%	0%		
1987	6	3	18%	16	14	82%	22	17	-23%	0%		
1988	8	7	32%	16	15	68%	24	22	-8%	0%		
1989	14	17	43%	27	23	58%	41	40	-2%	0%		
1990	30	23	33%	68	46	67%	98	69	-30%	0%		
1991	33	19	20%	119	77	80%	152	96	-37%	0%		
1992	33	40	30%	124	93	70%	157	133	-15%	0%		
1993	52	31	20%	170	124	80%	222	155	-30%	0%		
1994	44	45	21%	225	169	79%	269	214	-20%	0%		
1995	44	36	20%	166	140	80%	210	176	-16%	0%		
1996	45	39	22%	177	140	78%	222	179	-19%	0%		
1997	63	62	23%	328	202	77%	391	264	-32%	0%		
1998	164	105	24%	527	336	76%	691	441	-36%	1%		
1999	154	125	24%	453	387	76%	607	512	-16%	1%		
2000	205	172	26%	684	490	74%	889	662	-26%	1%		
2001	296	211	30%	547	481	70%	843	692	-18%	1%		
2002	246	181	30%	518	420	70%	764	601	-21%	1%		
2003	258	215	39%	450	341	61%	708	556	-21%	1%		
2004	370	249	34%	609	487	66%	979	736	-25%	1%		
2005	495	330	39%	685	510	61%	1180	840	-29%	1%		
2006	671	440	39%	834	674	61%	1505	1114	-26%	2%		
2007	842	621	45%	862	768	55%	1704	1389	-18%	2%		
2008	1116	859	51%	964	812	49%	2080	1671	-20%	3%		
2009	993	757	52%	826	695	48%	1819	1452	-20%	2%		
2010	967	701	55%	681	574	45%	1648	1275	-23%	2%		
2011	1367	979	57%	921	736	43%	2288	1715	-25%	3%		
2012	1818	1357	59%	1160	937	41%	2978	2294	-23%	4%		
2013	2309	1809	62%	1299	1094	38%	3608	2903	-20%	5%		
2014	2881	2073	57%	1857	1563	43%	4738	3636	-23%	6%		
2015	3982	2759	63%	1977	1639	37%	5959	4398	-26%	7%		
2016	6596	4401	68%	2431	2061	32%	9027	6462	-28%	10%		
2017	10205	6581	68%	3516	3105	32%	13721	9686	-29%	15%		
2018	8172	8281	68%	2510	3967	32%	10682	12248	15%	19%		
2019	188	4658	67%	62	2287	33%	250	6945	2678%	11%		
2020		144	73%		52	27%	0	196	100%	0%		
TOTAL GENERAL	44,747	38,397	60%	25,867	25,505	40%	70,614	63,902	-10%	100%		
PORCENTAJE DE PARTICIPACIÓN POR TIPO DE ROBO Y POR AÑO.	63%	60%		37%	40%							

VEHÍCULOS ROBADOS AL SECTOR ASEGURADOR A NIVEL NACIONAL, POR TIPO DE TRANSPORTE, DURANTE EL PERIODO 01/01/2019-30/09/2019 Y SU COMPORTAMIENTO DURANTE EL MISMO PERIODO DE 2018.

TIPO DE TRANSPORTE	TOTAL SECTOR									
	CON VIOLENCIA			ESTACIONADO			TOTAL			
	2018	2019	% DE PART.	2018	2019	% DE PART.	2018	2019	% DE INCR.	% DEL TOT.
AUTOMOVILES	26,576	24,137	62%	14,793	14,984	38%	41,369	39,121	-5%	61%
COLECTIVO	10			4	5	100%	14	5	-64%	0%
MICROBUS	8	2	67%	5	1	33%	13	3	-77%	0%
MOTOCICLETAS	4,579	2,018	41%	2,784	2,909	59%	7,363	4,927	-33%	8%
OTROS	26	15	65%	4	8	35%		23	100%	0%
SUBTOTAL (EQUIPO LIGERO)	31,199	26,172	59%	17,590	17,907	41%	48,759	44,079	-10%	69%
AUTOBUS	48	45	76%	23	14	24%	71	59	-17%	0%
COMERCIAL	7,703	6,756	59%	5,720	4,737	41%	13,423	11,493	-14%	18%
CAMION HASTA 12.5 TON (7)	327	291	51%	238	276	49%	565	567	0%	1%
CAMION HASTA 6.5 TON (4)	111	94	76%	18	29	24%	129	123	-5%	0%
CAMION HASTA 7.5 TON (5)	88	55	81%	31	13	19%	119	68	-43%	0%
CAMION HASTA 9.5 TON (6)	413	303	64%	166	173	36%	579	476	-18%	1%
CAMION MAS DE 12.5 TON (8)	163	208	62%	131	127	38%	294	335	14%	1%
SEMIRREMOLQUES	2,101	1,864	67%	907	913	33%	3,008	2,777	-8%	4%
TRACTOCAMIONES	2,594	2,609	66%	1,043	1,316	34%	3,637	3,925	8%	6%
SUBTOTAL (TRANSPORTE DE CARGA)	13,548	12,225	62%	8,277	7,598	38%	21,825	19,823	-9%	31%
TOTAL GENERAL	44,747	38,397	60%	25,867	25,505	40%	70,584	63,902	-9%	100%



**Oficina Coordinadora de
Riesgos Asegurados, S.C.**



24° Aniversario

Septiembre 2019



Oficina Coordinadora de Riesgos Asegurados



CONTENIDO DE LA BASE DE
DATOS,
SISTEMA OCRA VIRTUAL,
1,313,386 REPORTE DE
VEHÍCULOS ROBADOS
ASEGURADOS.

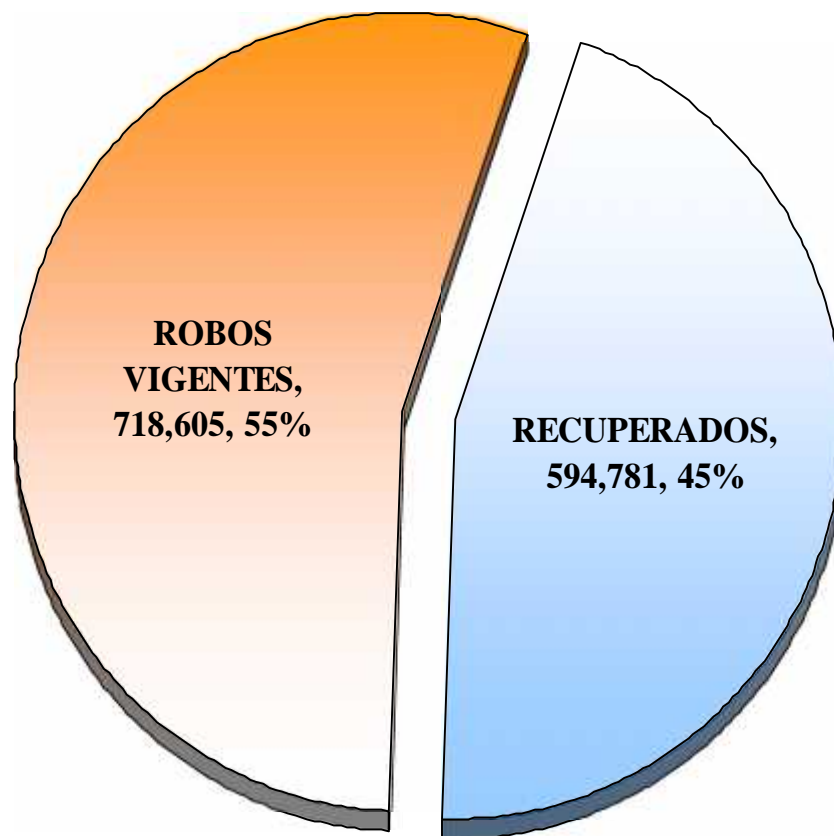
SEPTIEMBRE 2019.



Oficina Coordinadora de Riesgos Asegurados



STATUS DE LOS REPORTE





Oficina Coordinadora de
Riesgos Asegurados



VEHÍCULOS DEL SECTOR

ASEGURADOR,

ROBADOS Y RECUPERADOS

DURANTE 2019.

PERIODO: ENERO-SEPT. DE 2018 vs ENERO-SEPT. DE 2019, (actualizado al 30 de septiembre de 2019).

VEHICULOS ROBADOS					LUGAR	PART	CON VIOLENCIA			LUGAR	PART	VEHICULOS RECUPERADOS				
ESTADOS	2018	2019	% INCREMENTO	ROBO DIARIO			2018	2019	INCR.			ESTADOS	2018	2019	% INCREMENTO	RECUP. DIARIO
EDO. DE MÉX.	19,883	17,541	-12%	64	1	27%	76%	70%	-6%	1	19%	EDO. DE MÉX.	5,701	5,390	-5%	20
JALISCO	8,639	9,446	9%	35	2	15%	53%	58%	5%	2	14%	JALISCO	3,683	3,849	5%	14
CD. DE MÉX.	7,869	7,263	-8%	27	3	11%	56%	49%	-7%	3	9%	CD. DE MÉX.	2,402	2,462	2%	9
PUEBLA	5,001	4,307	-14%	16	4	7%	73%	71%	-2%	4	8%	PUEBLA	1,852	2,158	17%	8
GUANAJUATO	3,071	3,296	7%	12	5	5%	63%	67%	4%	5	6%	GUANAJUATO	1,430	1,825	28%	7
VERACRUZ	3,315	2,730	-18%	10	6	4%	60%	60%	0%	6	5%	VERACRUZ	1,464	1,538	5%	6
MICHOACAN	2,359	1,951	-17%	7	7	3%	70%	64%	-6%	7	4%	MICHOACAN	1,216	1,129	-7%	4
NUEVO LEON	1,951	1,935	-1%	7	8	3%	40%	38%	-2%	8	4%	NUEVO LEON	1,122	1,076	-4%	4
SINALOA	2,422	1,904	-21%	7	9	3%	78%	76%	-2%	9	3%	QUERETARO	600	759	27%	3
TABASCO	2,537	1,595	-37%	6	10	2%	68%	65%	-3%	10	3%	SINALOA	833	758	-9%	3
B. C. NORTE	1,418	1,370	-3%	5	11	2%	39%	38%	-1%	11	2%	HIDALGO	641	682	6%	2
QUERETARO	1,297	1,170	-10%	4	12	2%	38%	43%	5%	12	2%	TABASCO	490	645	32%	2
MORELOS	934	968	4%	4	13	2%	63%	63%	0%	13	2%	TAMAULIPAS	844	634	-25%	2
GUERRERO	1,281	900	-30%	3	14	1%	82%	77%	-5%	14	2%	GUERRERO	678	626	-8%	2
HIDALGO	906	841	-7%	3	15	1%	56%	50%	-6%	15	2%	B. C. NORTE	555	606	9%	2
CHIHUAHUA	980	810	-17%	3	16	1%	32%	30%	-1%	16	2%	TLAXCALA	369	477	29%	2
S. L. POTOSÍ	657	784	19%	3	17	1%	47%	45%	-2%	17	2%	CHIHUAHUA	494	471	-5%	2
TLAXCALA	770	690	-10%	3	18	1%	72%	67%	-5%	18	2%	MORELOS	396	445	12%	2
TAMAULIPAS	1,036	687	-34%	3	19	1%	70%	61%	-9%	19	1%	S. L. POTOSÍ	304	407	34%	1
SONORA	682	550	-19%	2	20	1%	36%	29%	-6%	20	1%	OAXACA	295	323	9%	1
Q. ROO	440	514	17%	2	21	1%	30%	28%	-3%	21	1%	SONORA	288	317	10%	1
CHIAPAS	679	501	-26%	2	22	1%	54%	52%	-2%	22	1%	CHIAPAS	243	284	17%	1
OAXACA	532	447	-16%	2	23	1%	63%	50%	-13%	23	1%	COAHUILA	202	234	16%	1
COAHUILA	447	403	-10%	1	24	1%	55%	36%	-18%	24	1%	AGSCS	197	227	15%	1
AGSCS	412	385	-7%	1	25	1%	32%	35%	3%	25	1%	Q. ROO	196	216	10%	1
DURANGO	209	167	-20%	1	26	0%	56%	57%	1%	26	1%	ZACATECAS	171	172	1%	1
COLIMA	158	158	0%	1	27	0%	50%	22%	-28%	27	1%	NAYARIT	167	162	-3%	1
ZACATECAS	147	155	5%	1	28	0%	64%	61%	-3%	28	0%	COLIMA	120	140	17%	1
YUCATAN	171	145	-15%	1	29	0%	23%	28%	5%	29	0%	DURANGO	155	115	-26%	0
NAYARIT	165	112	-32%	0	30	0%	44%	49%	5%	30	0%	CAMPECHE	87	108	24%	0
CAMPECHE	108	87	-19%	0	31	0%	31%	32%	1%	31	0%	YUCATAN	80	72	-10%	0
B. C. SUR	91	83	-9%	0	32	0%	25%	27%	1%	32	0%	B. C. SUR	59	49	-17%	0
OTROS	40	5	-88%	0					0%			OTROS	7	18	157%	0
TOT. NACIONAL	70,607	63,900	-9%	234			63%	60%	-3%			TOT. NACIONAL.	27,341	28,374	4%	104
PROM. MENSUAL	7,845	7,100										PROM. MENSUAL	3,038	3,153		



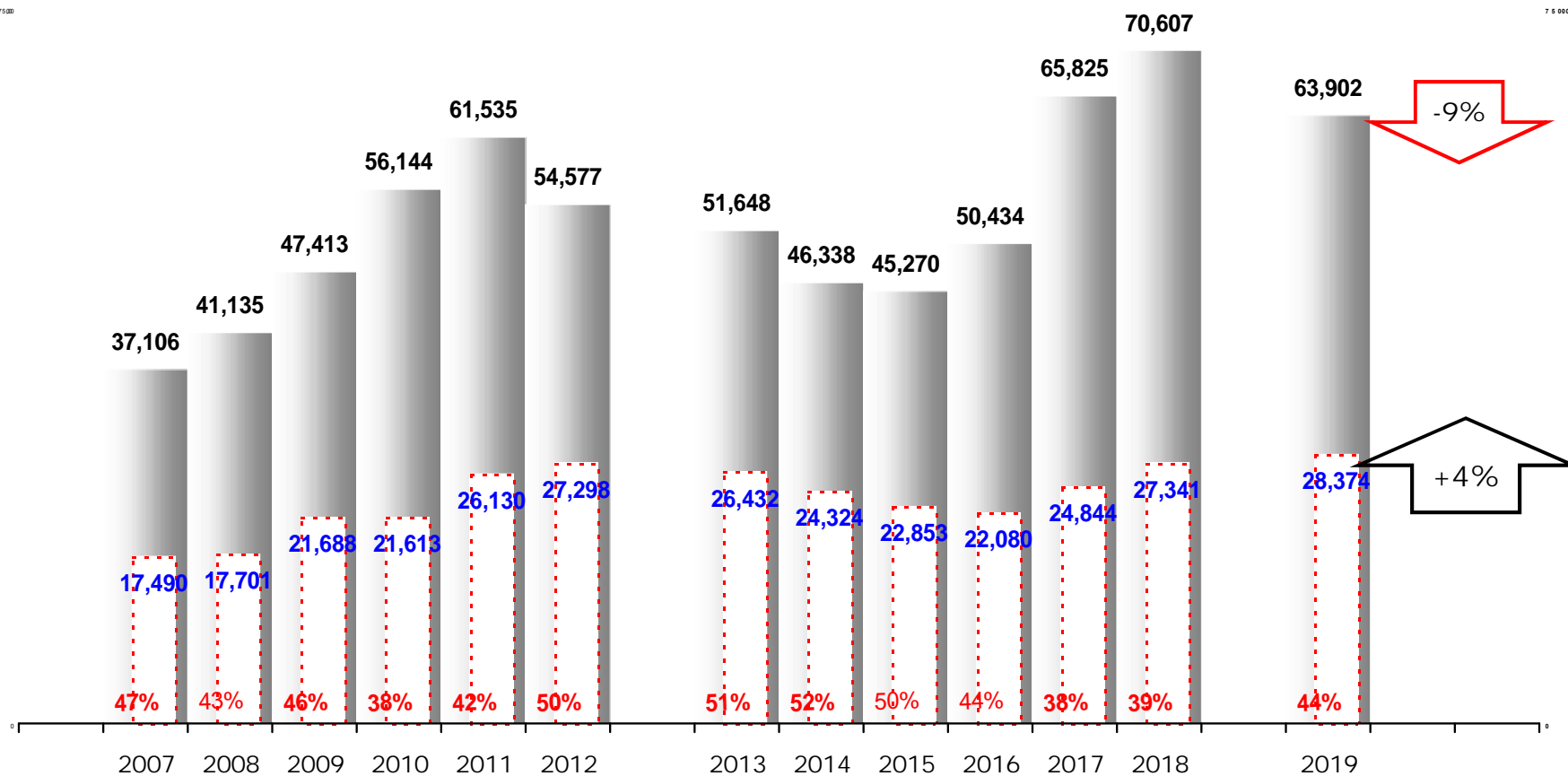
Oficina Coordinadora de Riesgos Asegurados



ENERO-SEPTIEMBRE DE CADA AÑO, TOTAL NACIONAL

7500

75000



■ V. ROBADOS ■ % DE RECUPERADOS ▤ RECUPERADOS



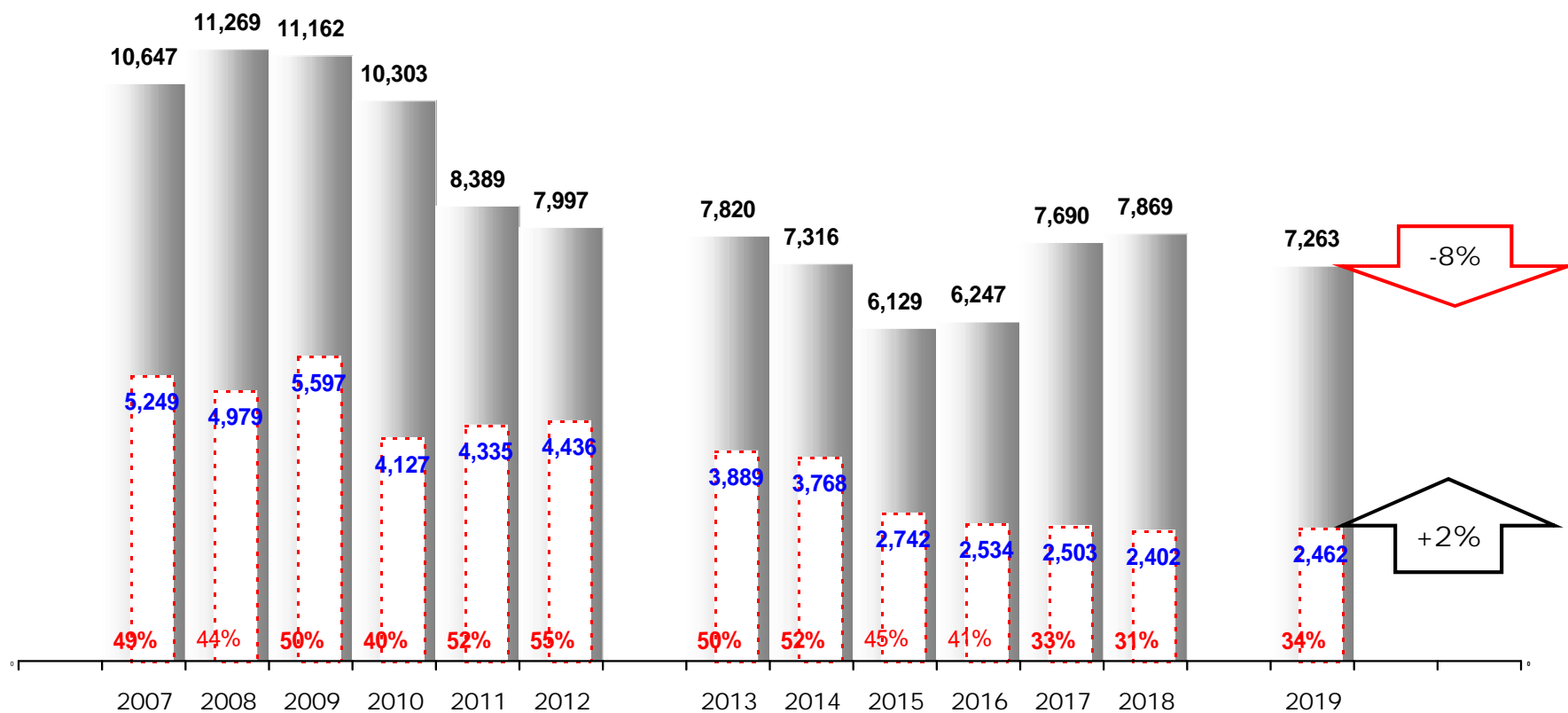
Oficina Coordinadora de Riesgos Asegurados



ENERO-SEPTIEMBRE DE CADA AÑO, CIUDAD DE MÉXICO

1300

13000



■ V. ROBADOS ■ % DE RECUPERADOS ▤ RECUPERADOS



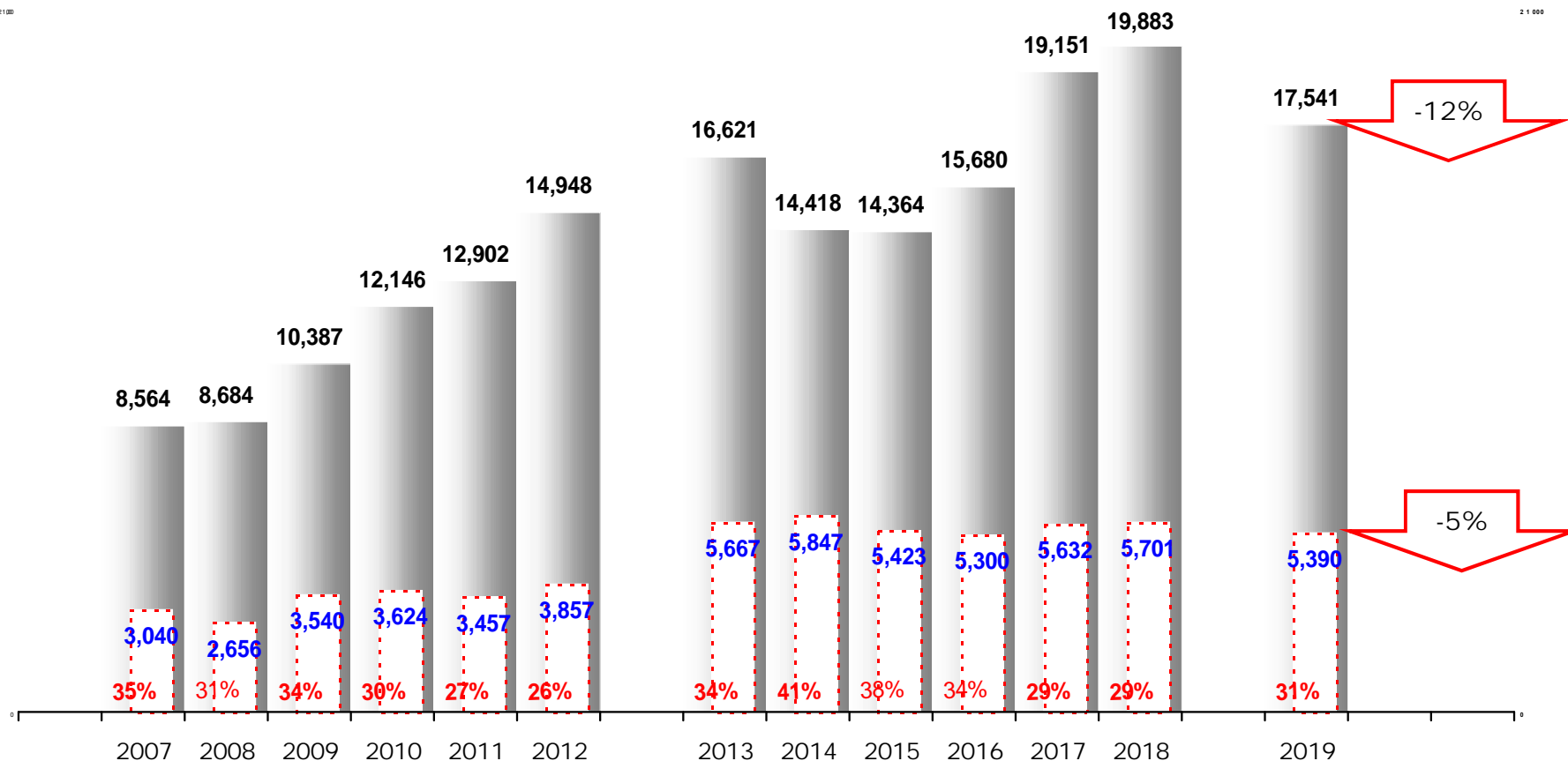
Oficina Coordinadora de Riesgos Asegurados



ENERO-SEPTIEMBRE DE CADA AÑO, EDO. DE MÉXICO

2100

21000



■ V. ROBADOS ■ % DE RECUPERADOS ▤ RECUPERADOS



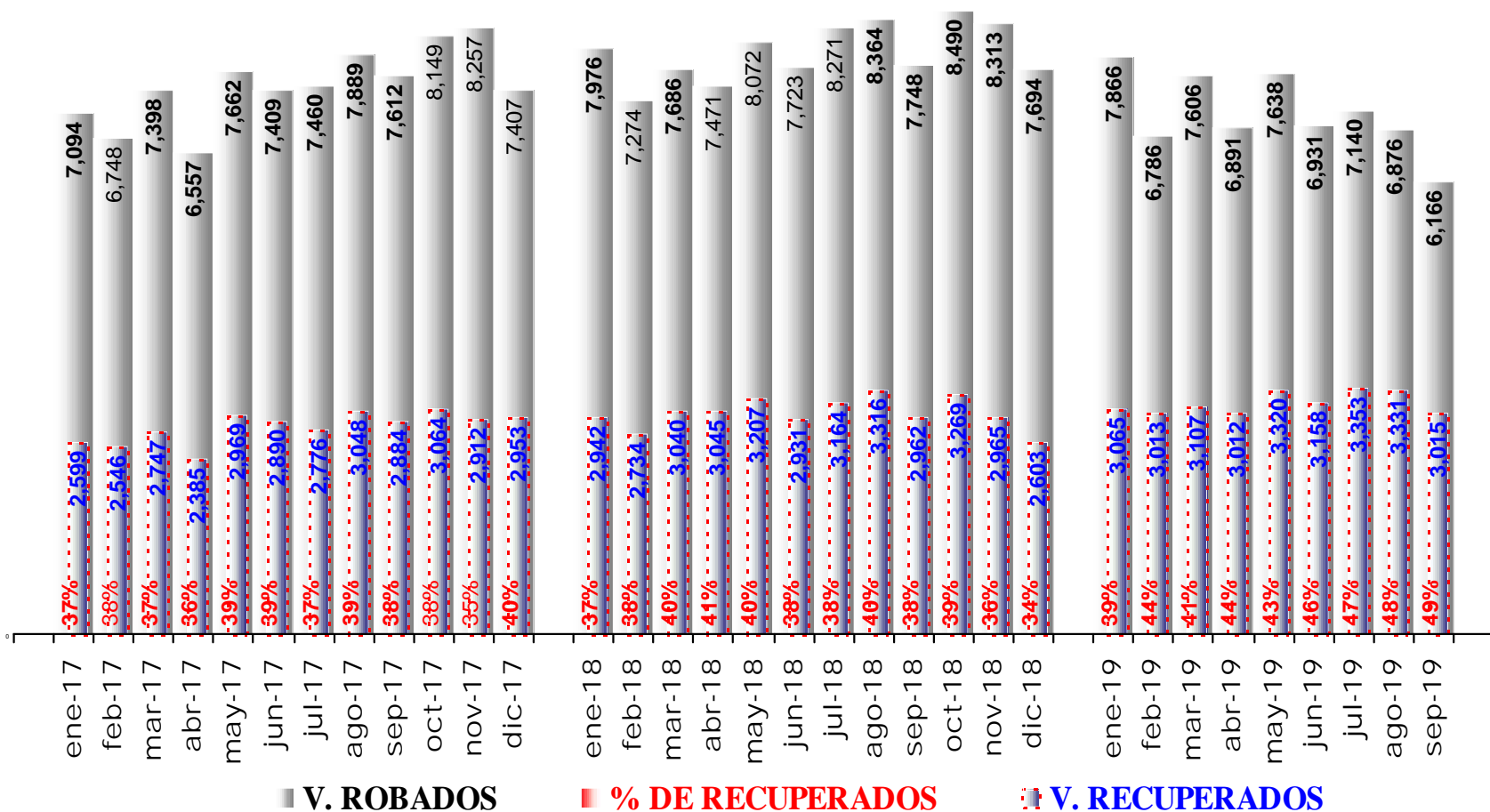
Oficina Coordinadora de Riesgos Asegurados



POR MES, 2017, 2018, 2019, TOTAL NACIONAL

900

900





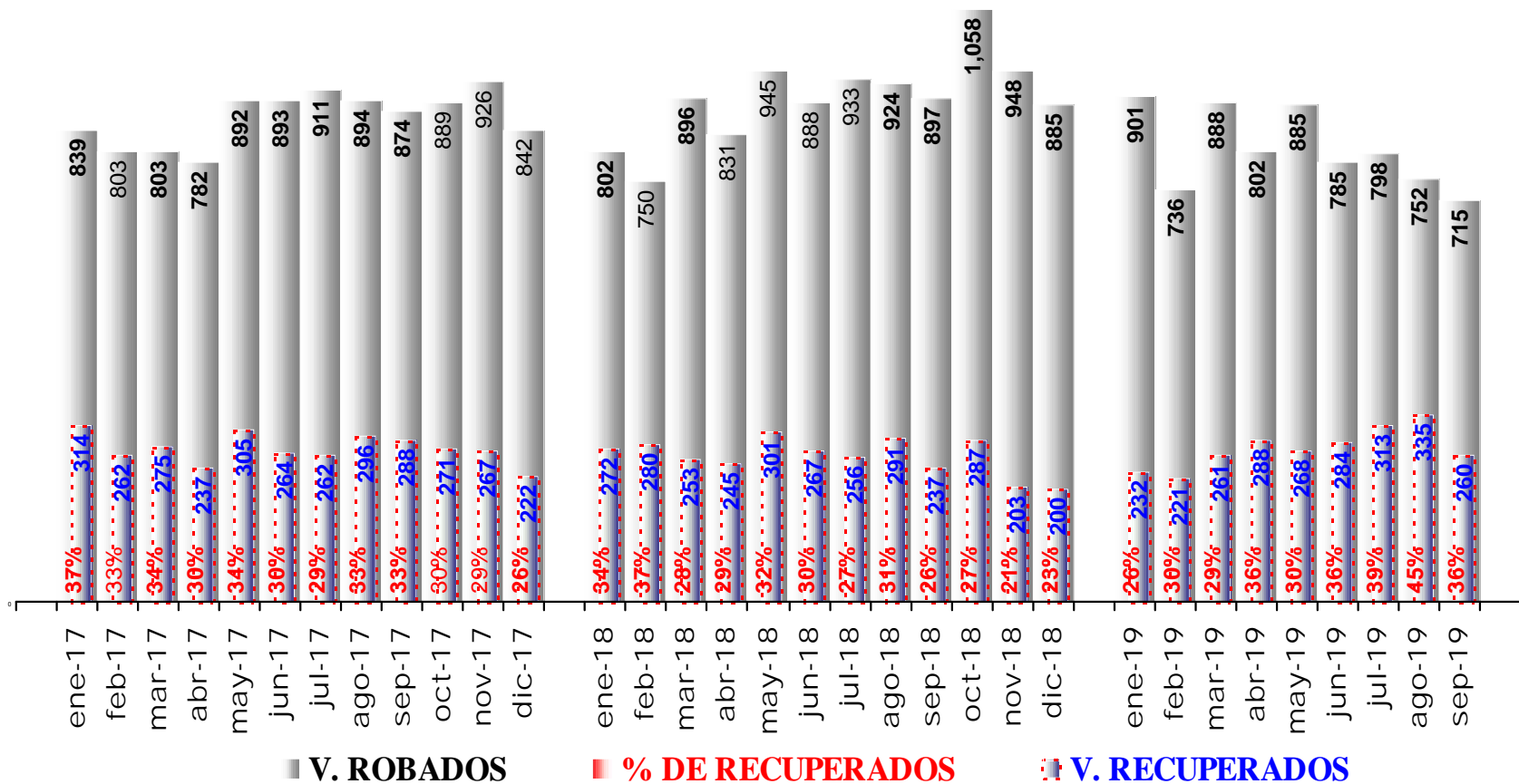
Oficina Coordinadora de Riesgos Asegurados



POR MES, 2017, 2018, 2019, CIUDAD DE MÉXICO

120

120



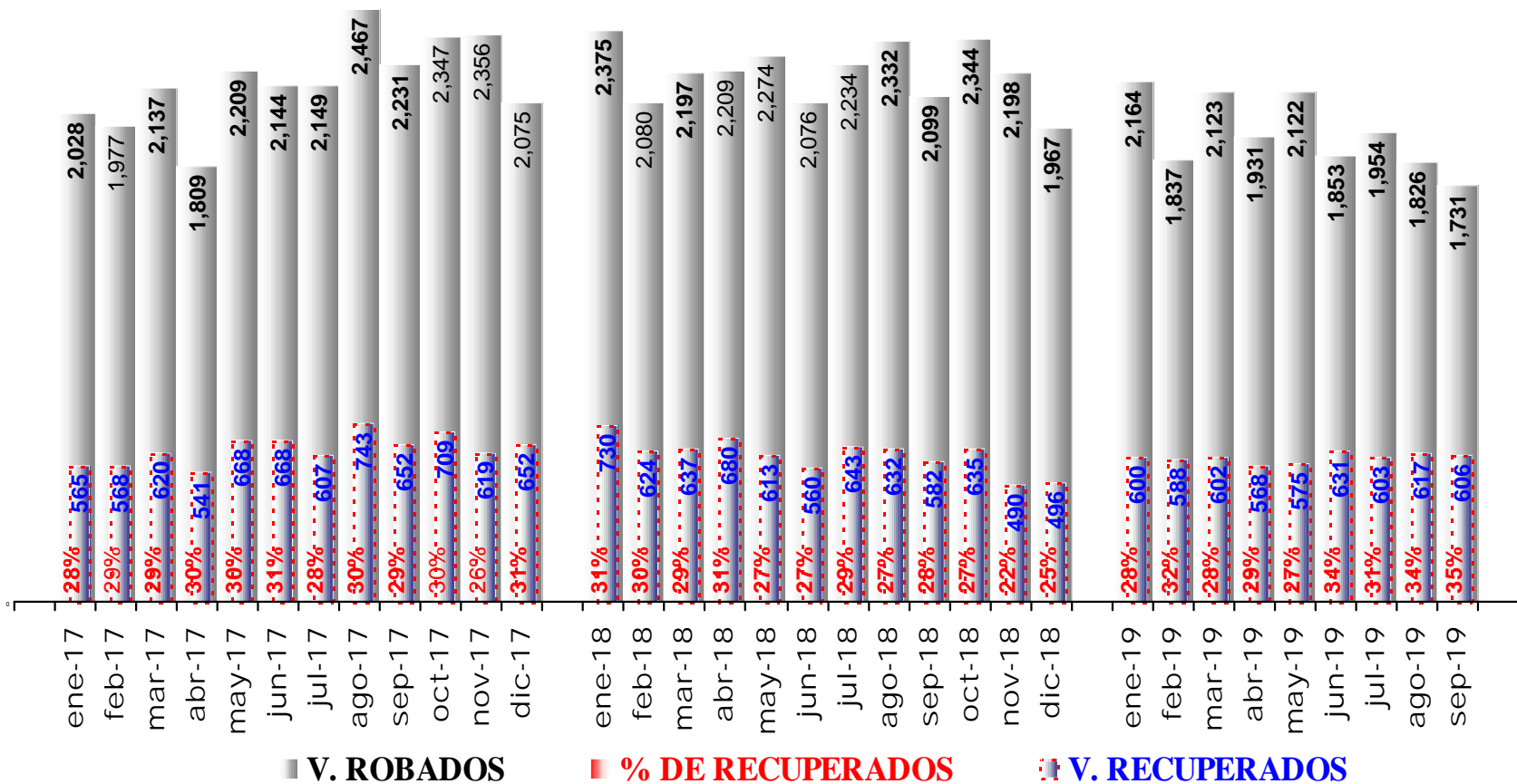


Oficina Coordinadora de Riesgos Asegurados



POR MES, 2017, 2018, 2019, ESTADO DE MÉXICO

210

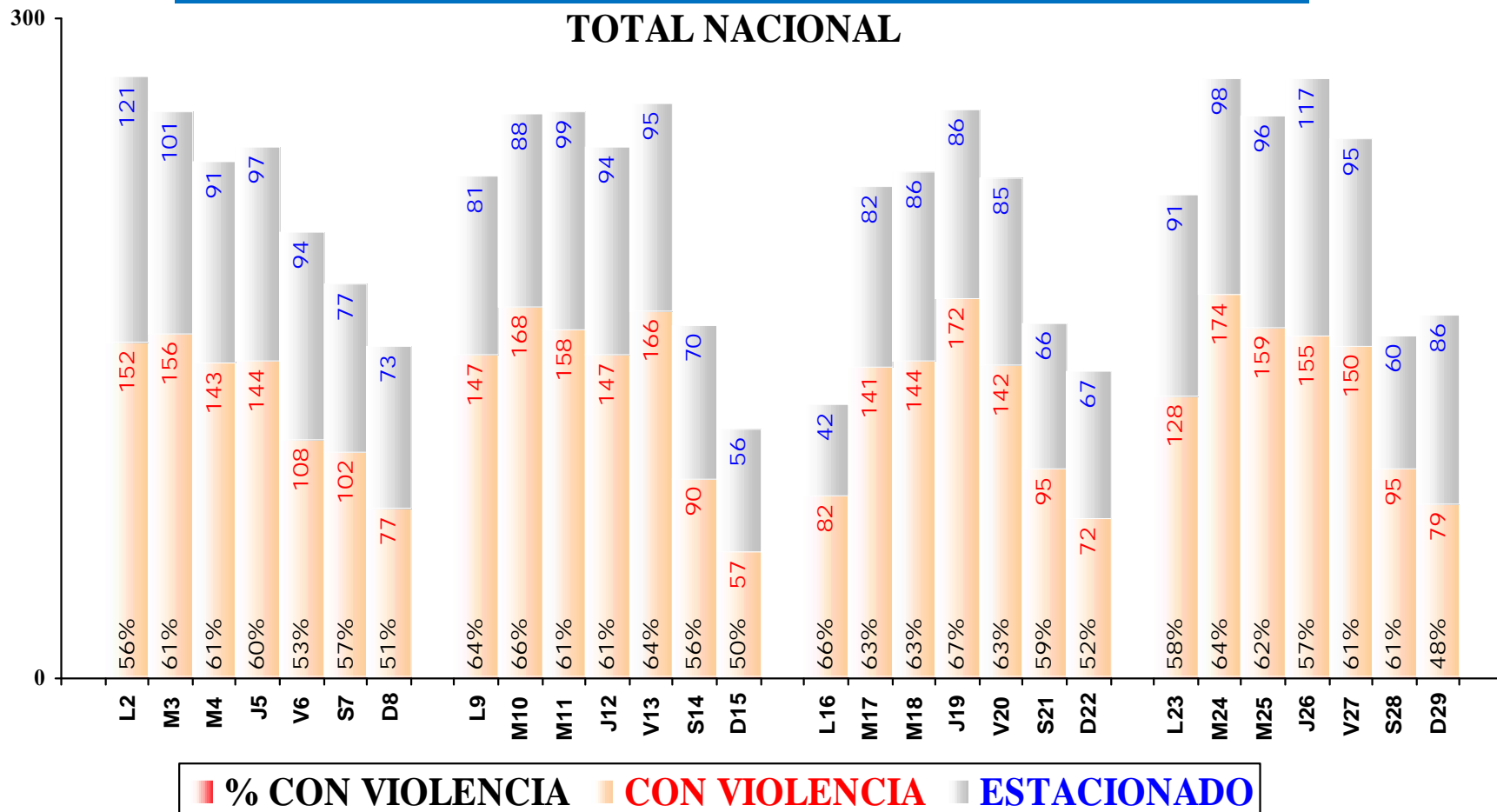




TIPO DE ROBO, ESTACIONADO Y CON VIOLENCIA

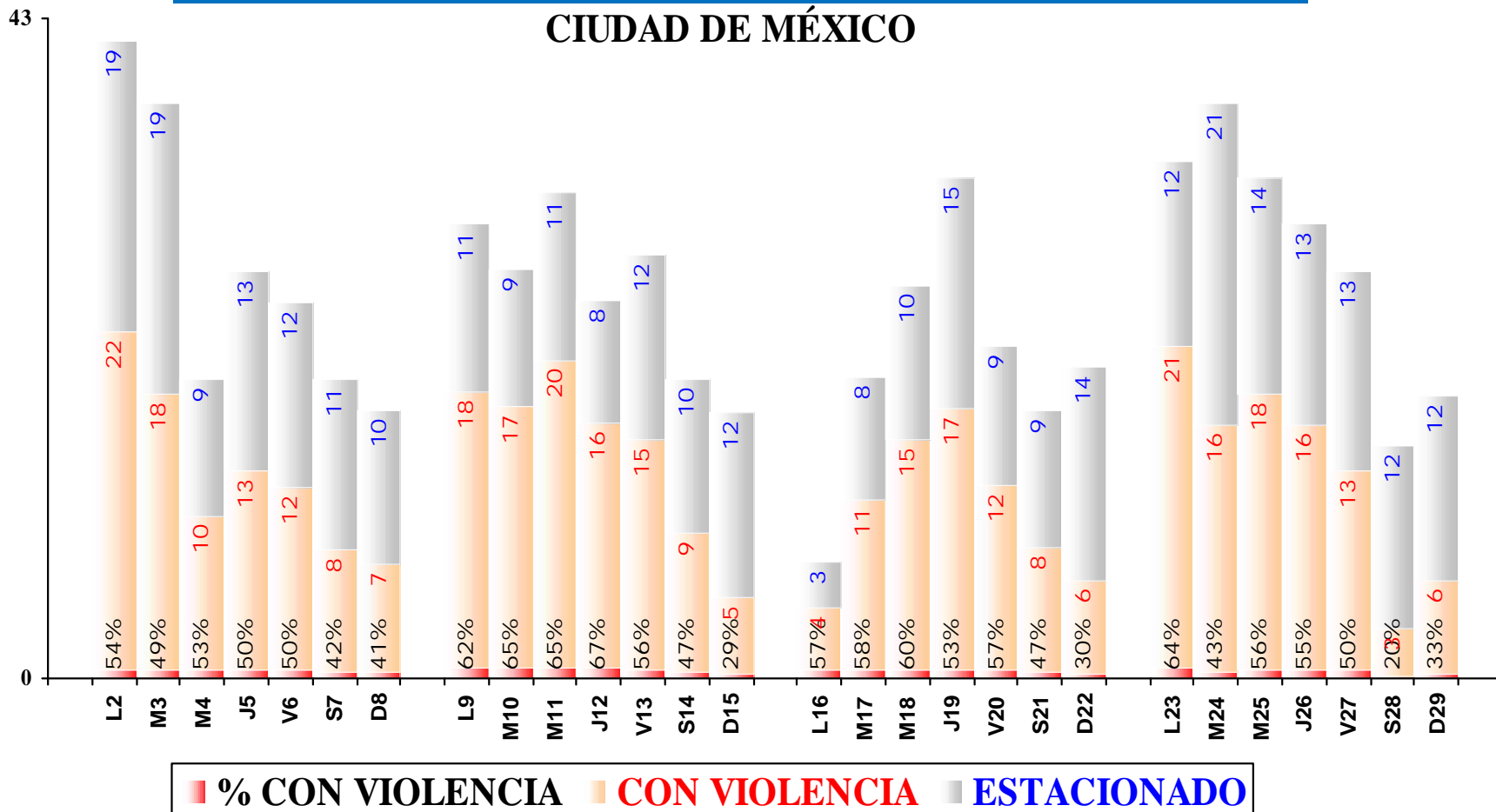


Comportamiento por día y por semana en SEPTIEMBRE/2019.



(Lunes 2 de Septiembre al Domingo 29 de septiembre de 2019).

Comportamiento por día y por semana en SEPTIEMBRE/2019.



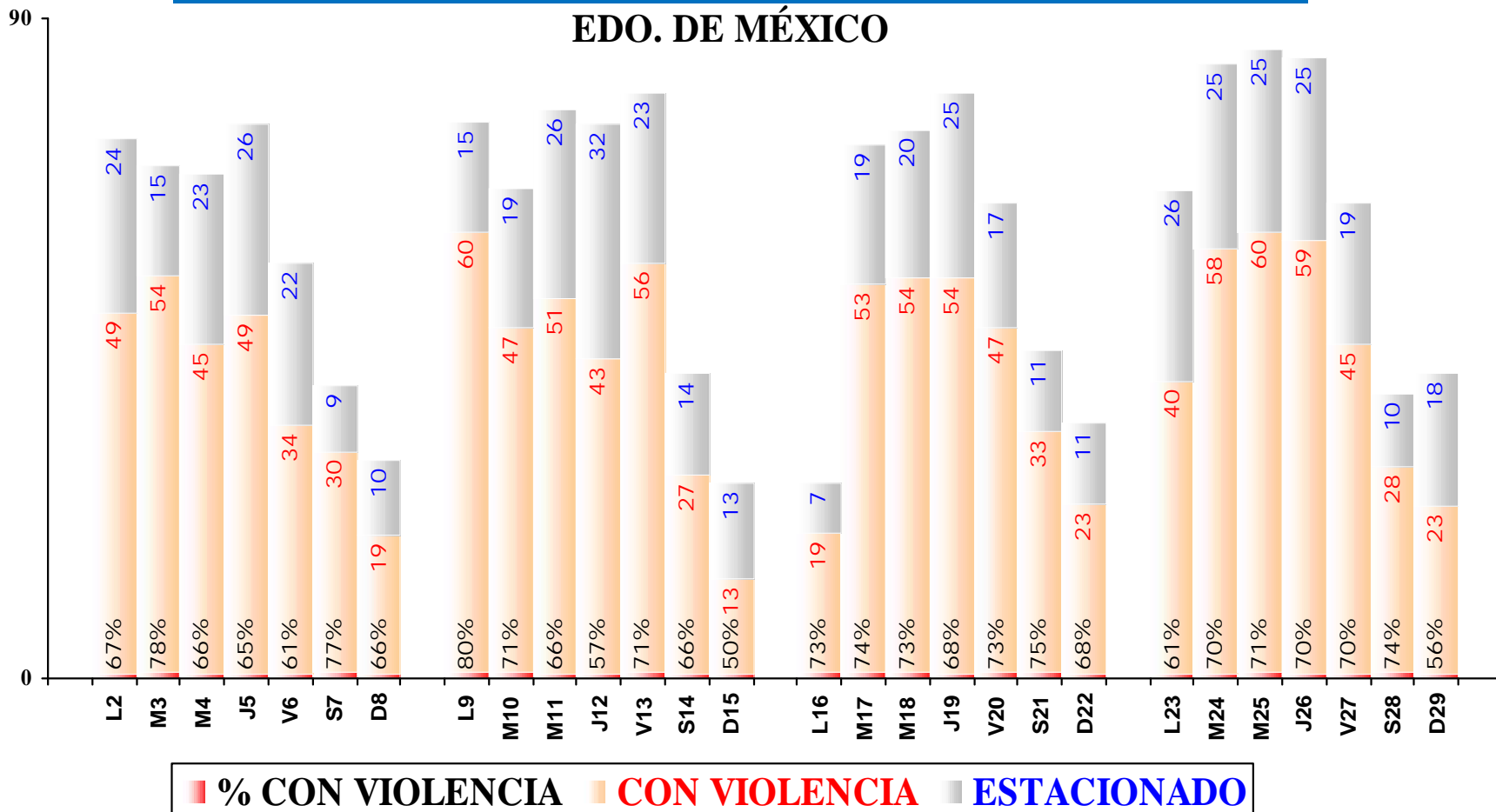
(Lunes 2 de Septiembre al Domingo 29 de septiembre de 2019).



TIPO DE ROBO, ESTACIONADO Y CON VIOLENCIA



Comportamiento por día y por semana en SEPTIEMBRE/2019.



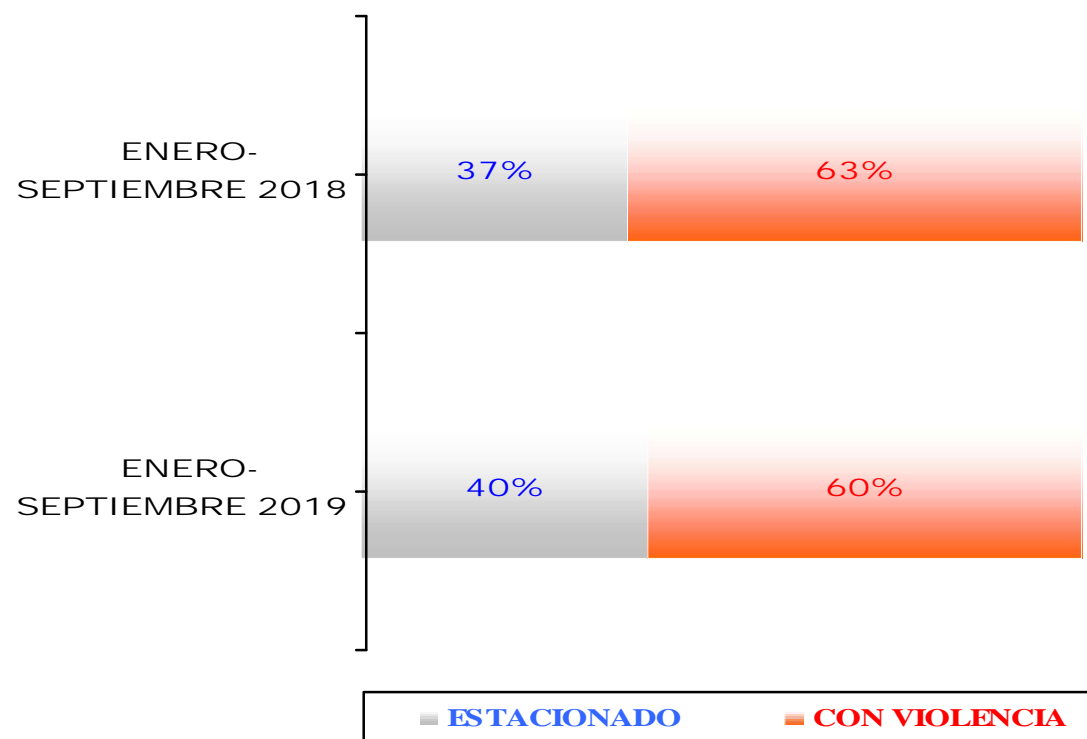
(Lunes 2 de Septiembre al Domingo 29 de septiembre de 2019).



Oficina Coordinadora de Riesgos Asegurados



El Robo con Violencia a NIVEL NACIONAL, DISMINUYÓ 3 puntos porcentuales

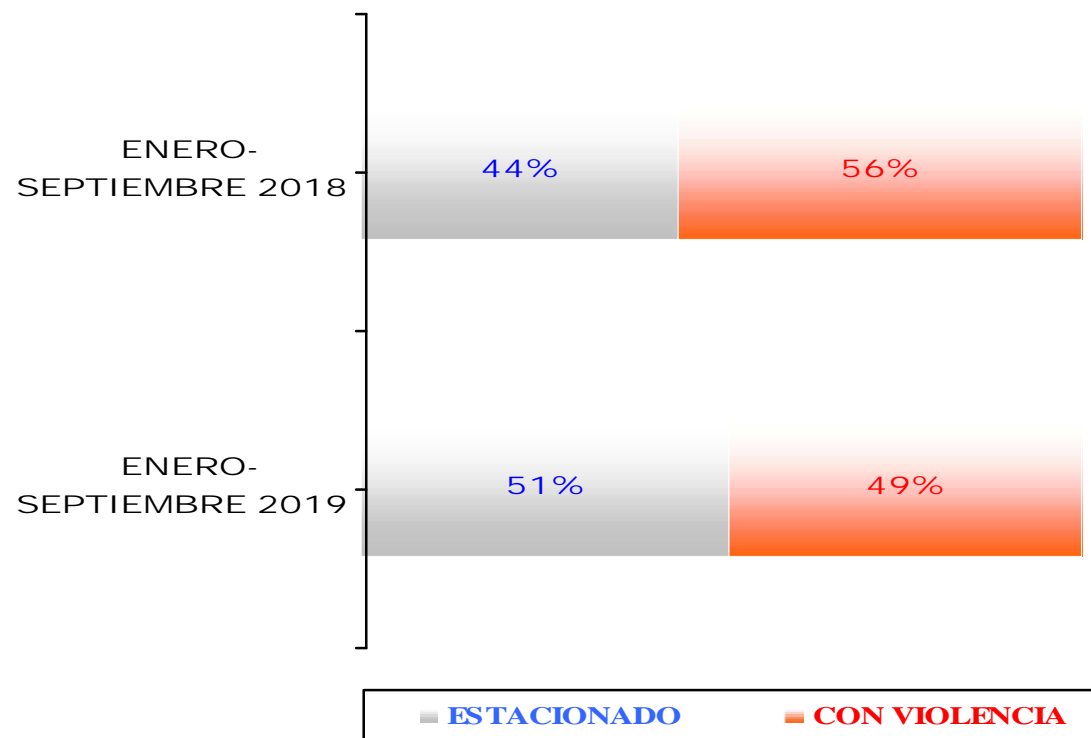




Oficina Coordinadora de Riesgos Asegurados



El Robo con Violencia en la CDMX, DISMINUYÓ 7 puntos porcentuales

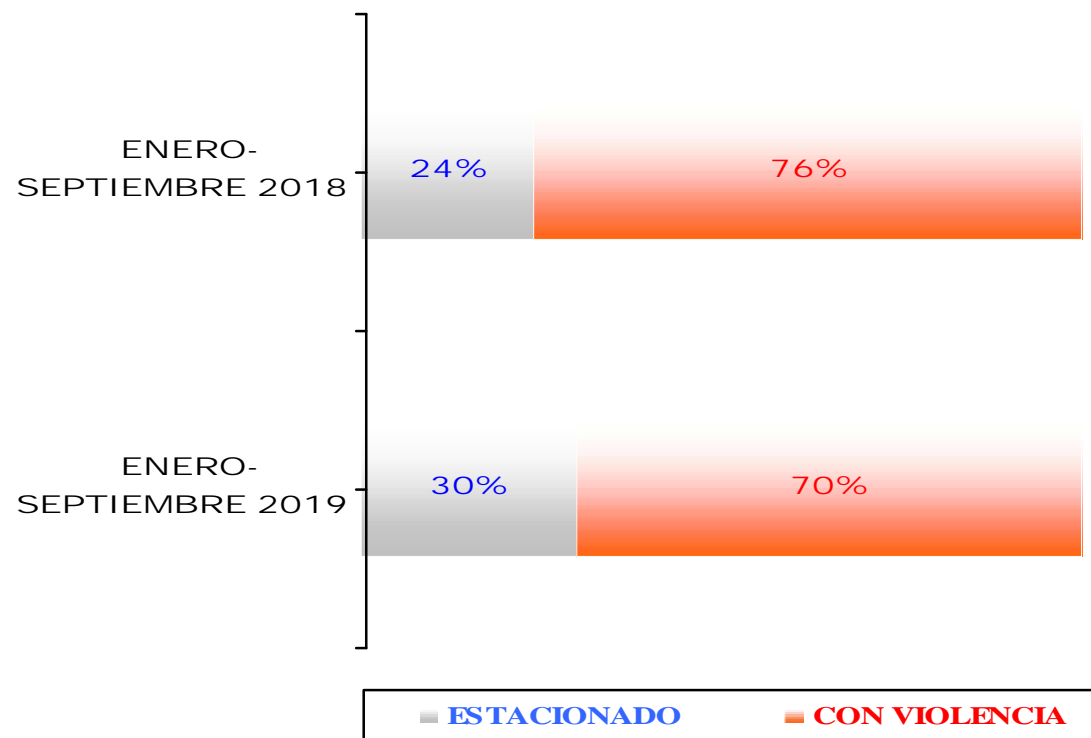




Oficina Coordinadora de Riesgos Asegurados



El Robo con Violencia en el EDO. de MÉX., DISMINUYÓ 6 puntos porcentuales

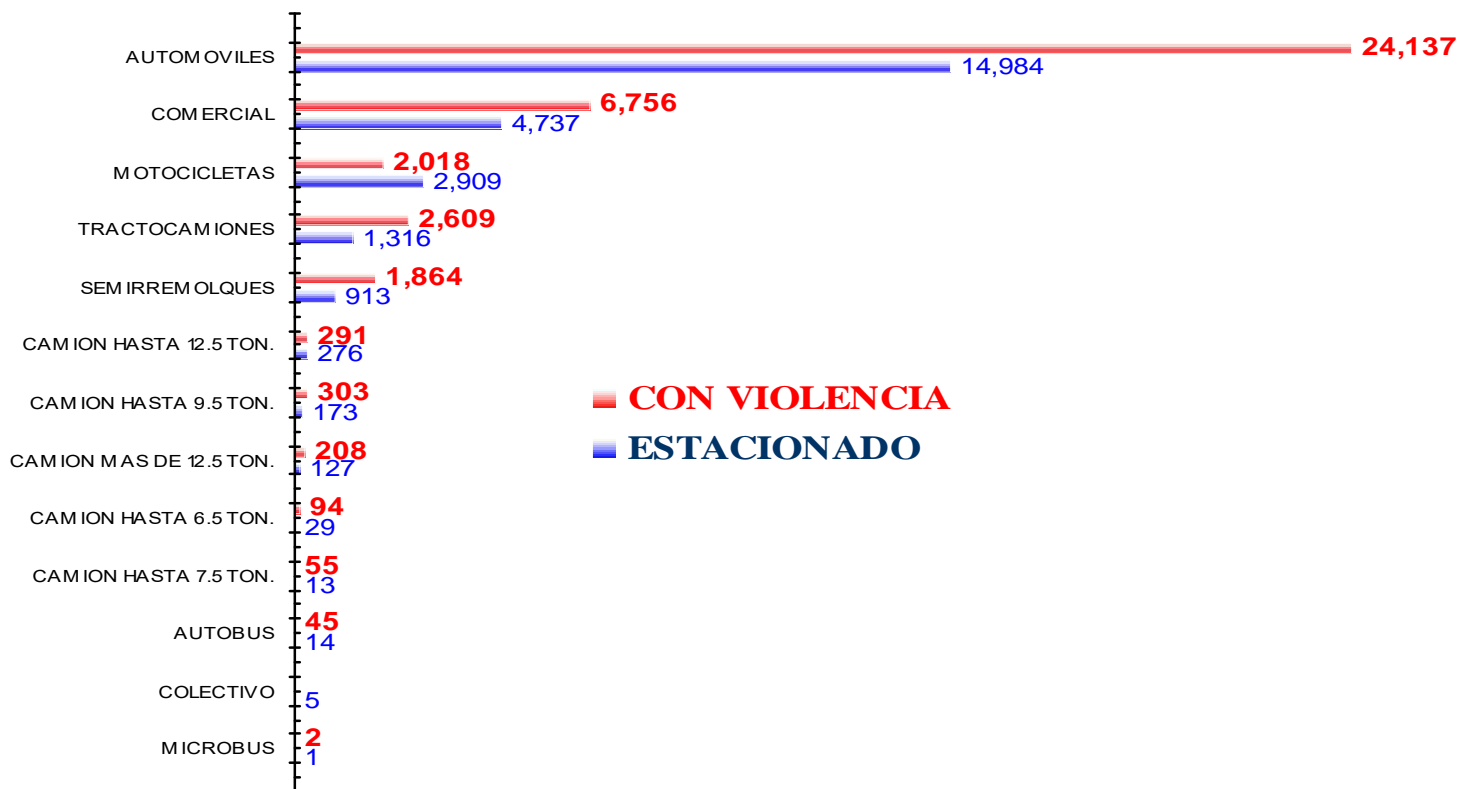




Oficina Coordinadora de Riesgos Asegurados



Robo por Tipos de transporte a Nivel Nacional



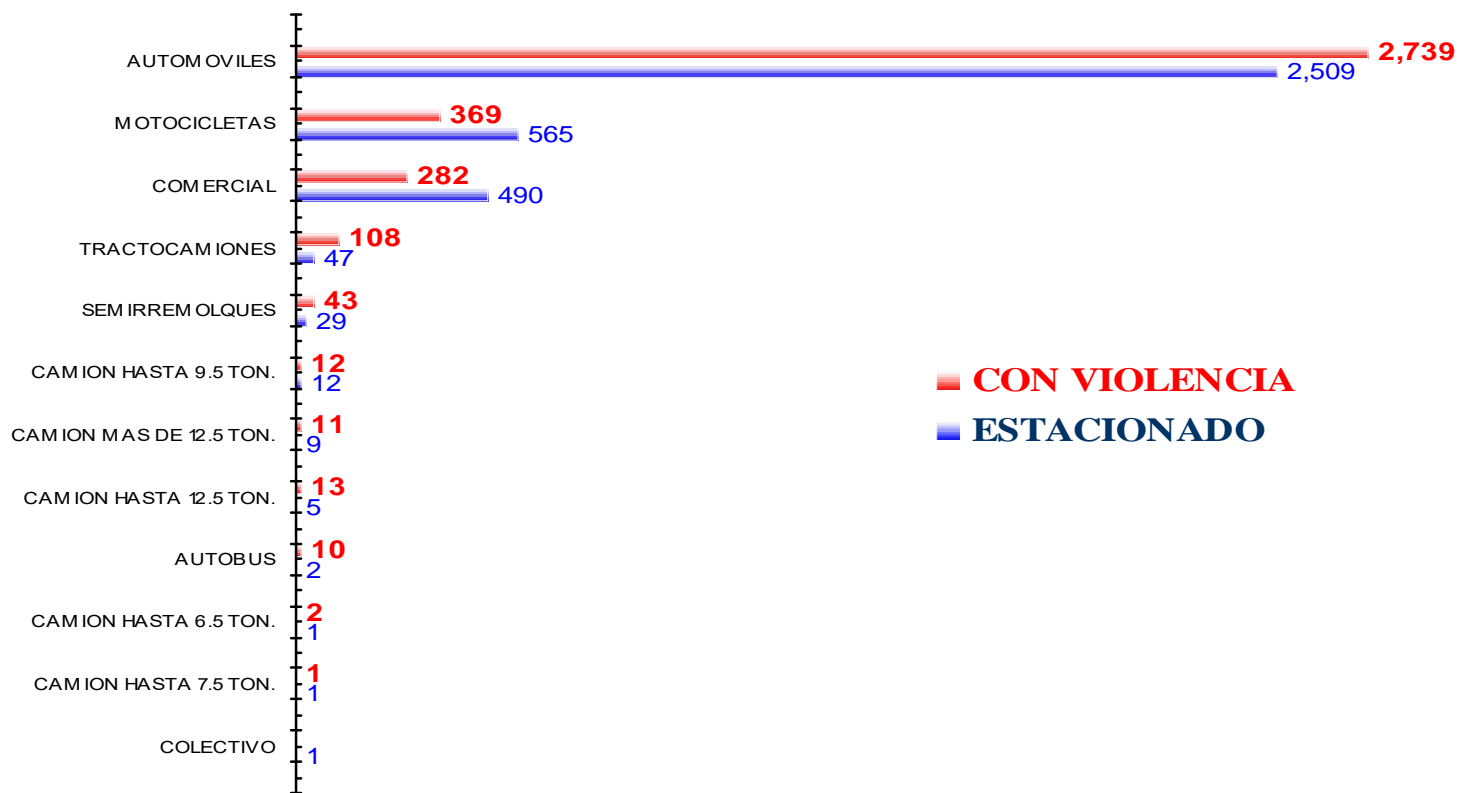
Enero-Septiembre de 2019.



Oficina Coordinadora de Riesgos Asegurados



Robo por Tipos de transporte en la CDMX



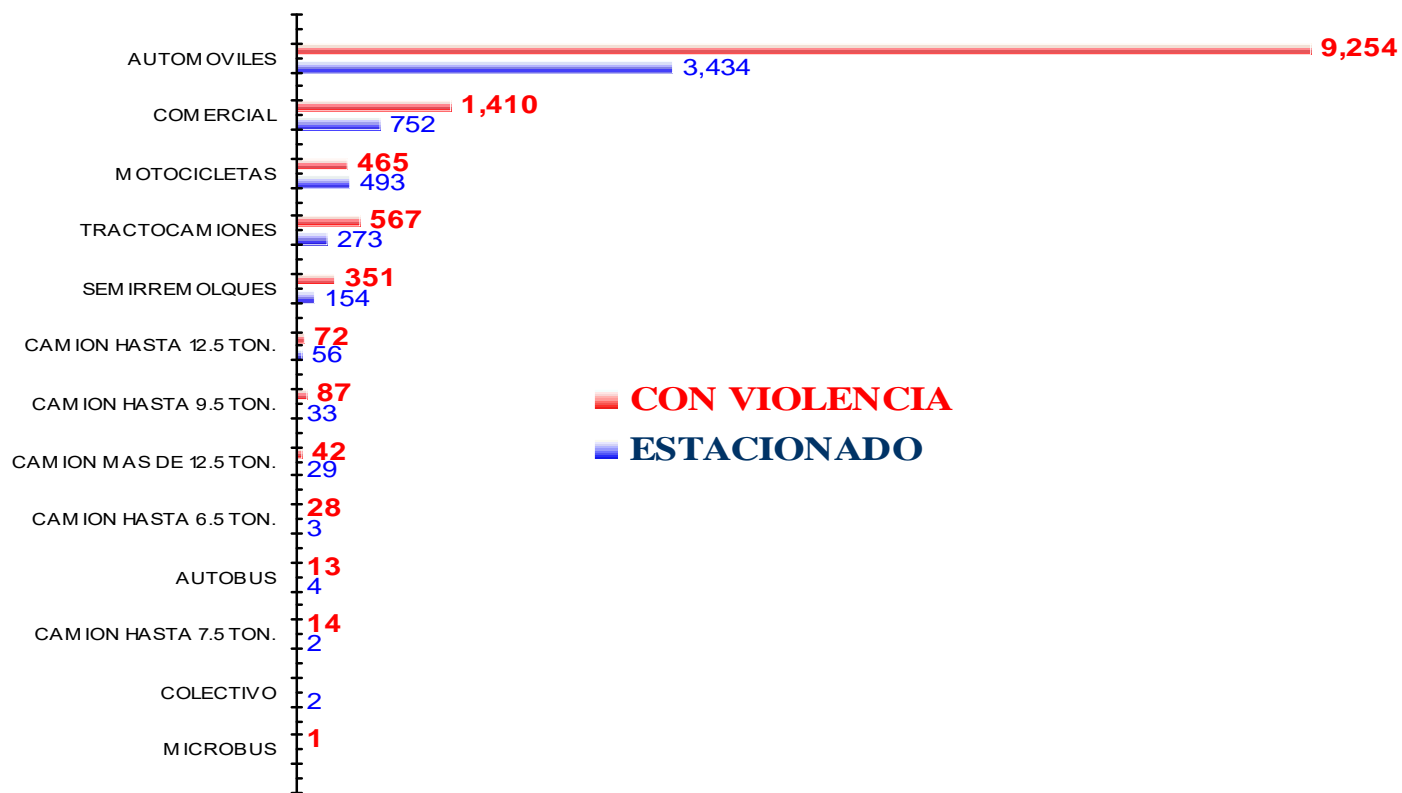
Enero-Septiembre de 2019.



Oficina Coordinadora de Riesgos Asegurados



Robo por Tipos de transporte en el EDO. DE MÉX.



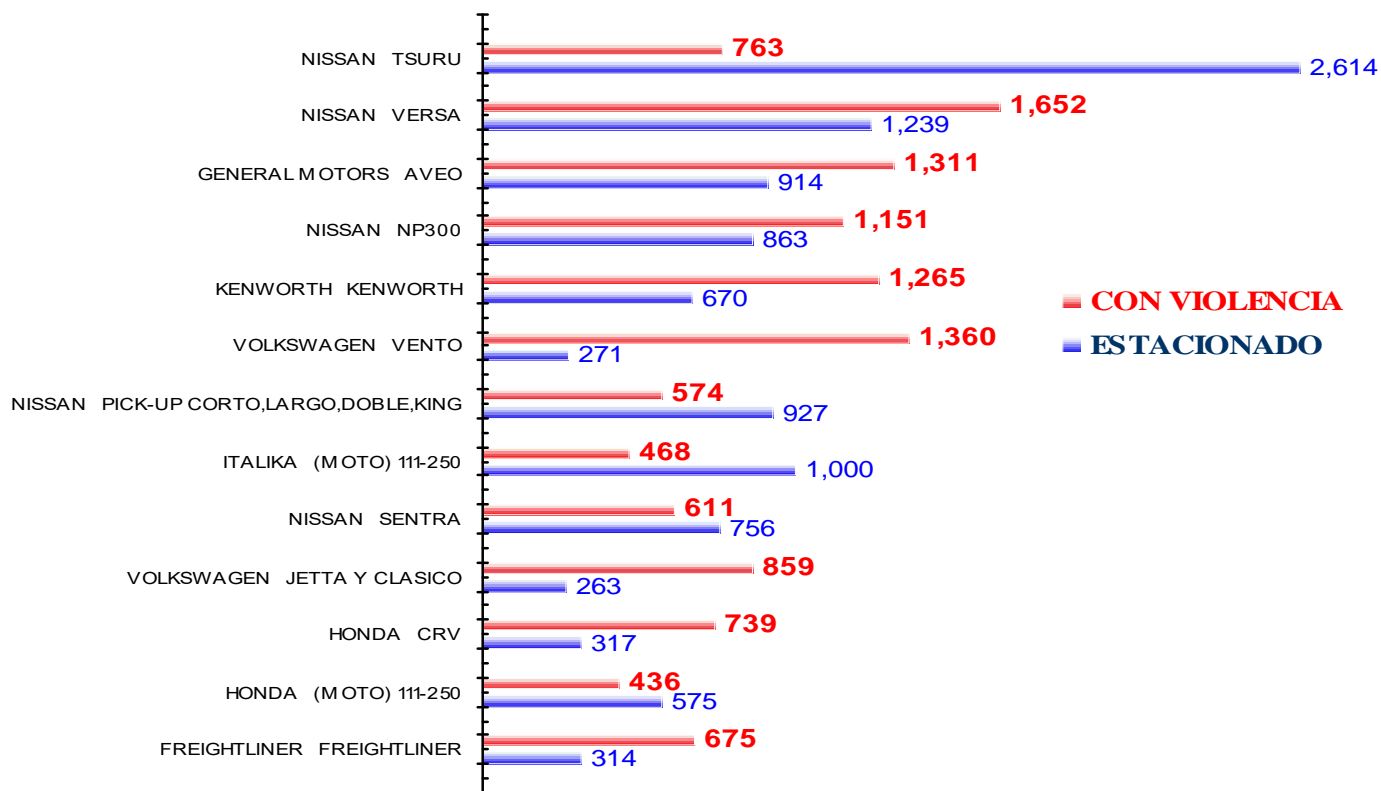
Enero-Septiembre de 2019.



Oficina Coordinadora de Riesgos Asegurados



12 Tipos de Vehículos más robados a NIVEL NACIONAL.



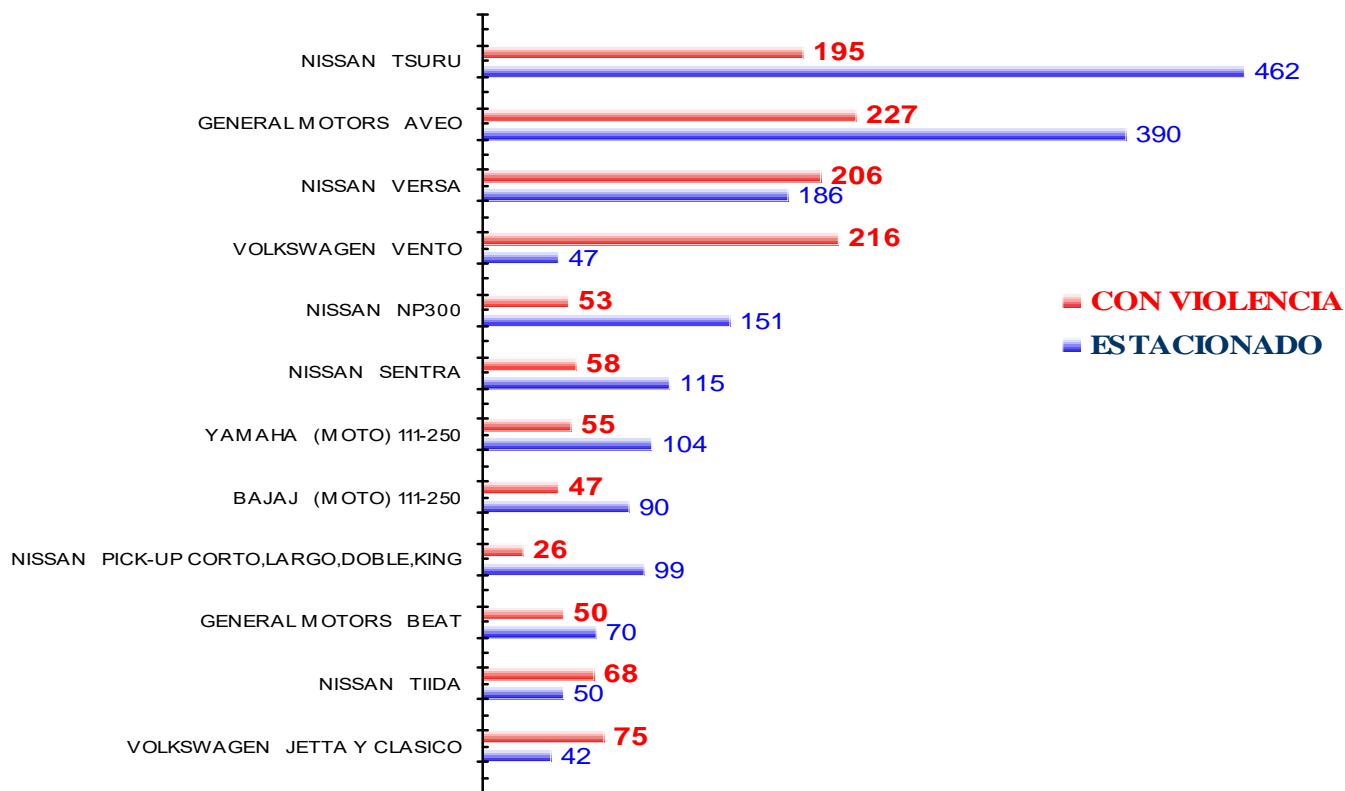
Enero-Septiembre de 2019.



Oficina Coordinadora de Riesgos Asegurados



12 Tipos de Vehículos más robados en la CDMX.



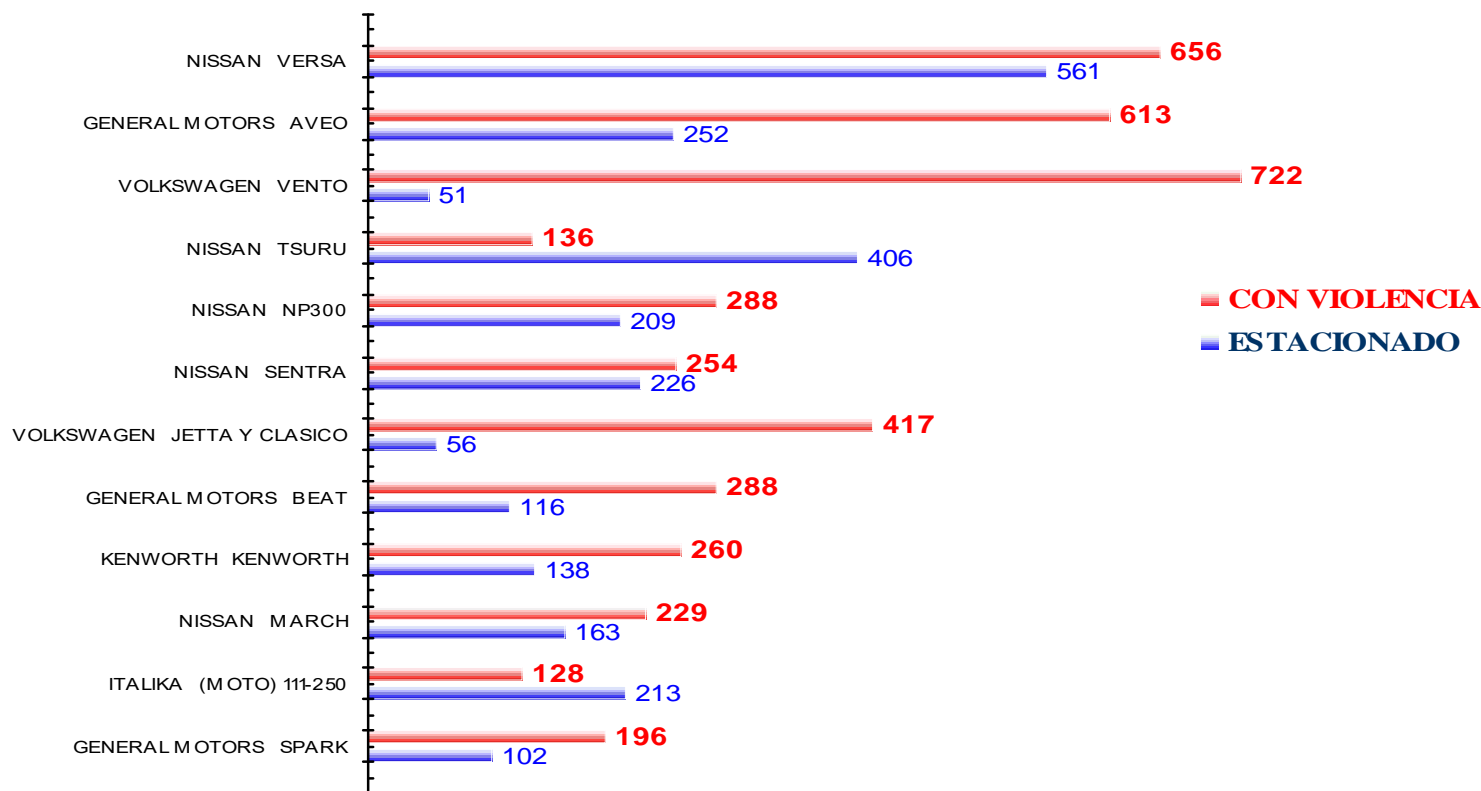
Enero-Septiembre de 2019.



Oficina Coordinadora de Riesgos Asegurados



12 Tipos de Vehículos más robados en el EDO. DE MÉX.



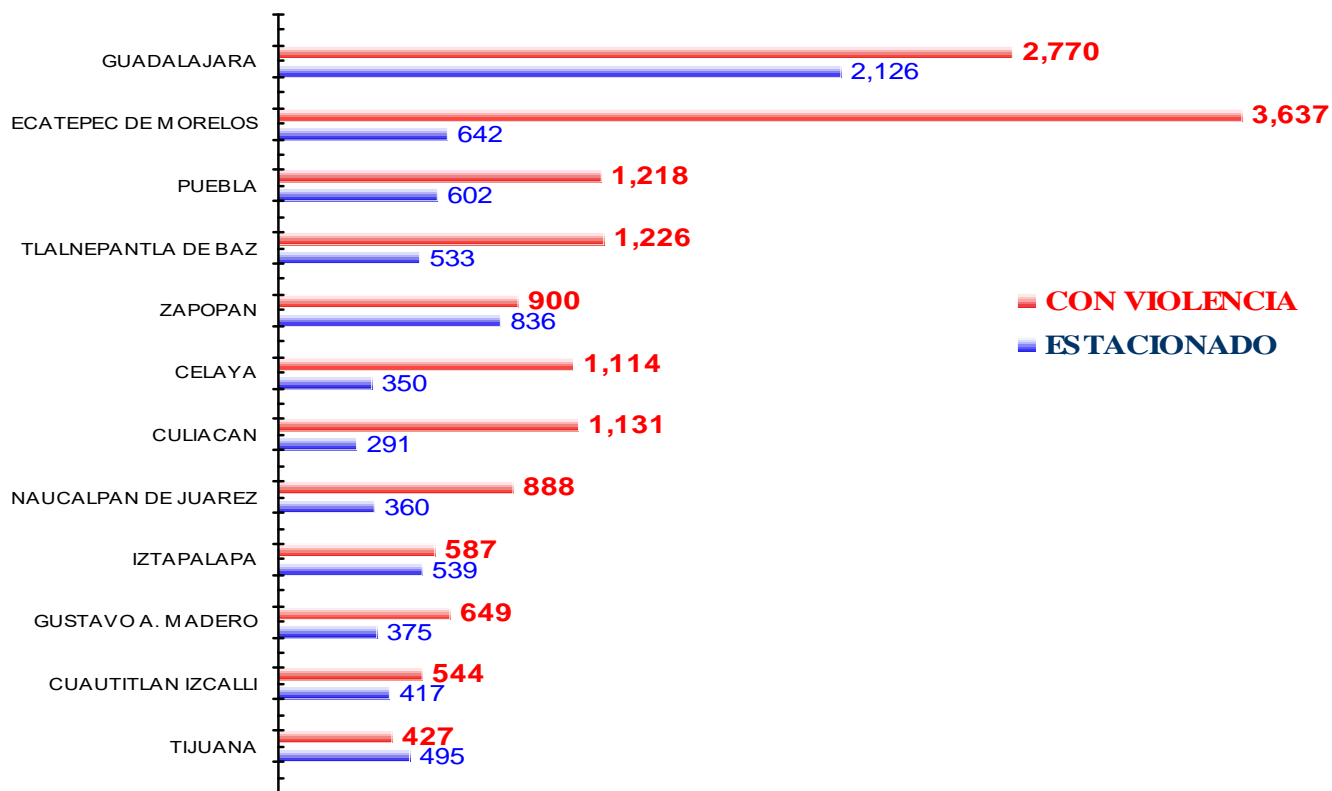
Enero-Septiembre de 2019.



Oficina Coordinadora de Riesgos Asegurados



Municipios a NIVEL NACIONAL con mayor cantidad de robos



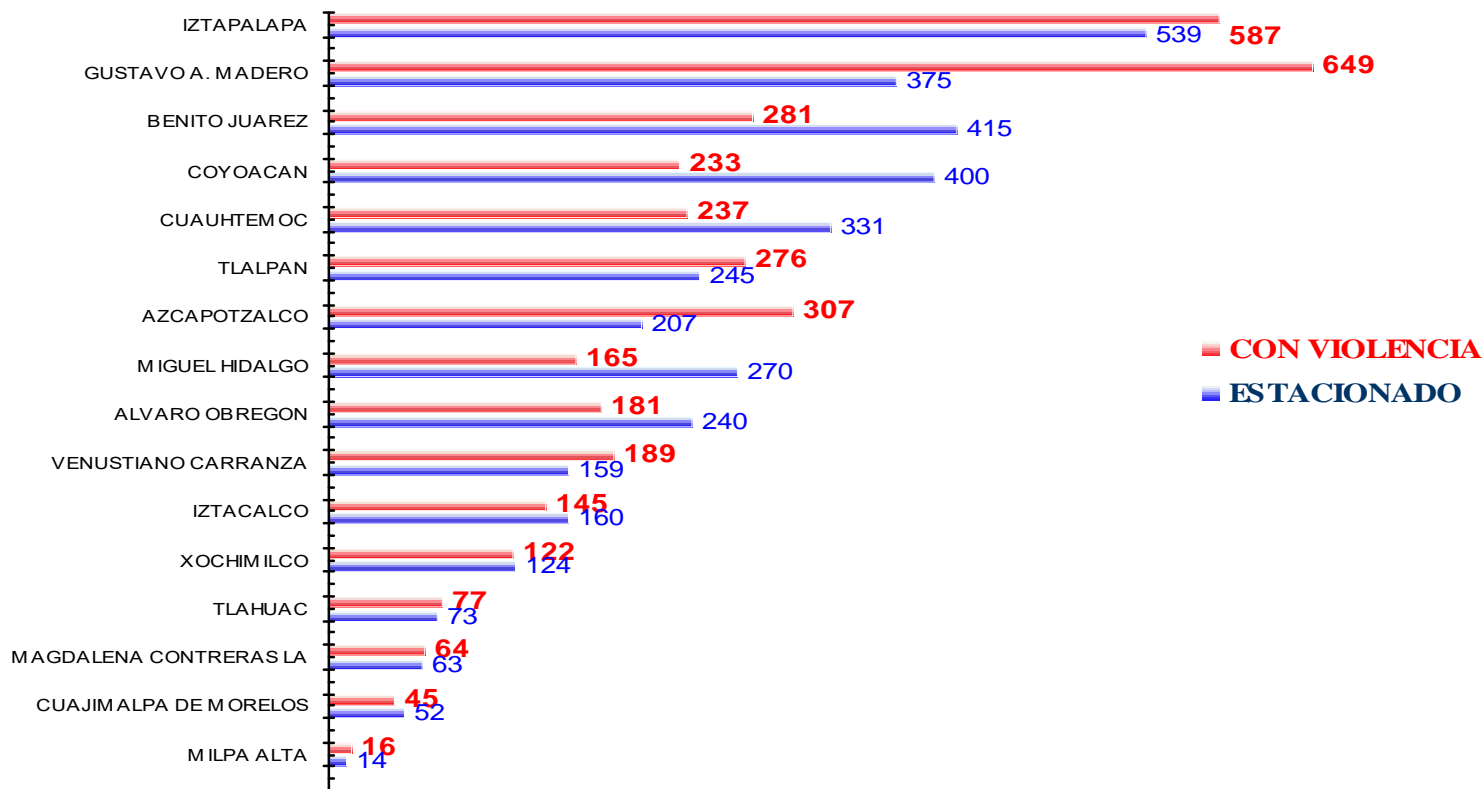
Enero-Septiembre de 2019.



Oficina Coordinadora de Riesgos Asegurados



Alcaldías de la CDMX por cantidad de robos



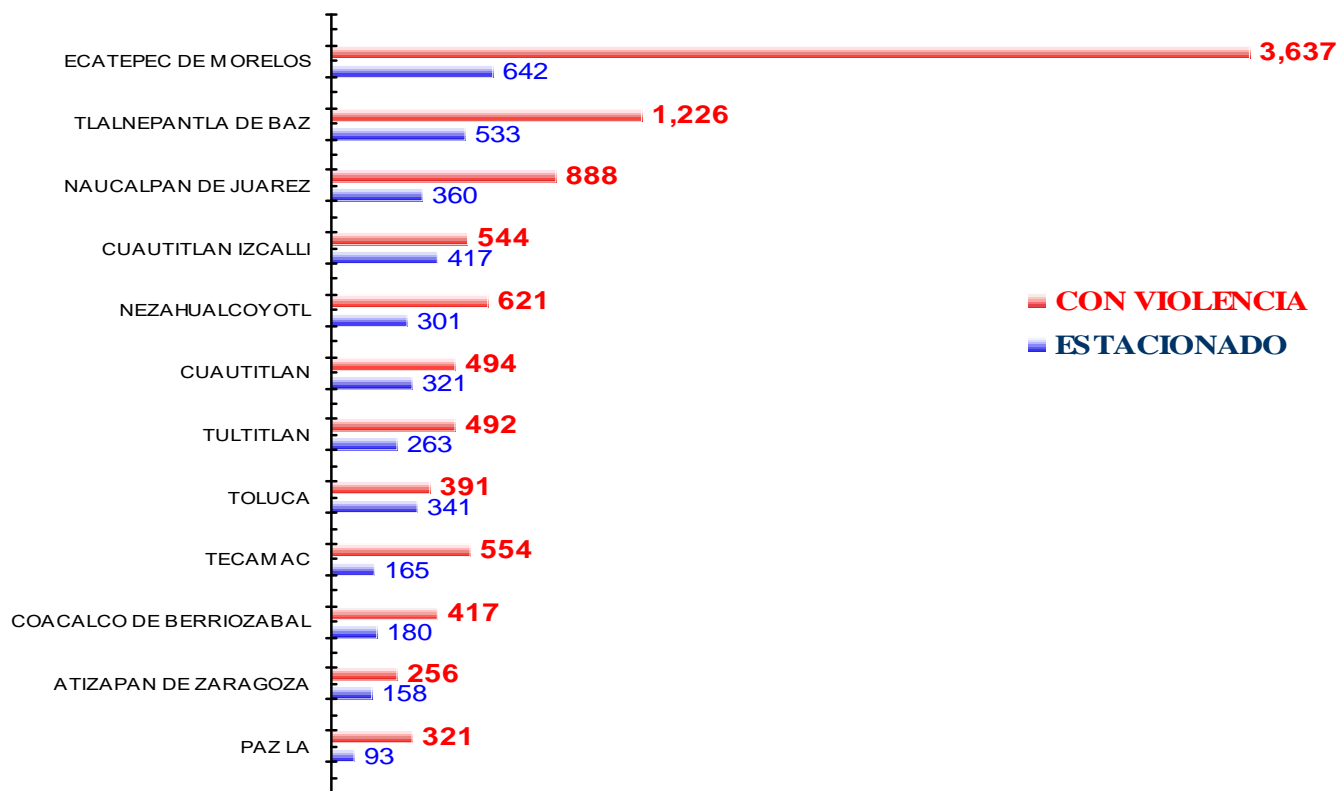
Enero-Septiembre de 2019.



Oficina Coordinadora de Riesgos Asegurados



Municipios en el EDO. DE MÉXICO con mayor cantidad de robos



Enero-Septiembre de 2019.



Oficina Coordinadora de Riesgos Asegurados



EN PROMEDIO,
A NIVEL NACIONAL,
EL 19% DE LOS VEHÍCULOS
RECUPERADOS,
FUERON ROBADOS EN ESTADOS
DIFERENTES AL DE RECUPERACIÓN,
O
RECUPERADOS EN ESTADOS
DIFERENTES AL DEL ROBO.



Oficina Coordinadora de Riesgos Asegurados



EL **27%** DE LOS VEHÍCULOS
RECUPERADOS EN LA CDMX.,
FUERON ROBADOS EN OTROS
ESTADOS,
Y
EL **35%** DE LOS VEHÍCULOS
ROBADOS EN LA CDMX.,
FUERON RECUPERADOS EN OTROS
ESTADOS.

V. Robados, llevados a la CDMX. y de la CDMX. a otros Edos.

VEHÍCULOS RECUPERADOS EN EL PERIODO 01/ENERO/2019 AL 30/SEPTIEMBRE/2019.

28,374 VEHÍCULOS HAN SIDO RECUPERADOS A NIVEL NACIONAL DURANTE 2019, (ROBADOS A NIVEL NACIONAL, EN 2019 Y ANTES).

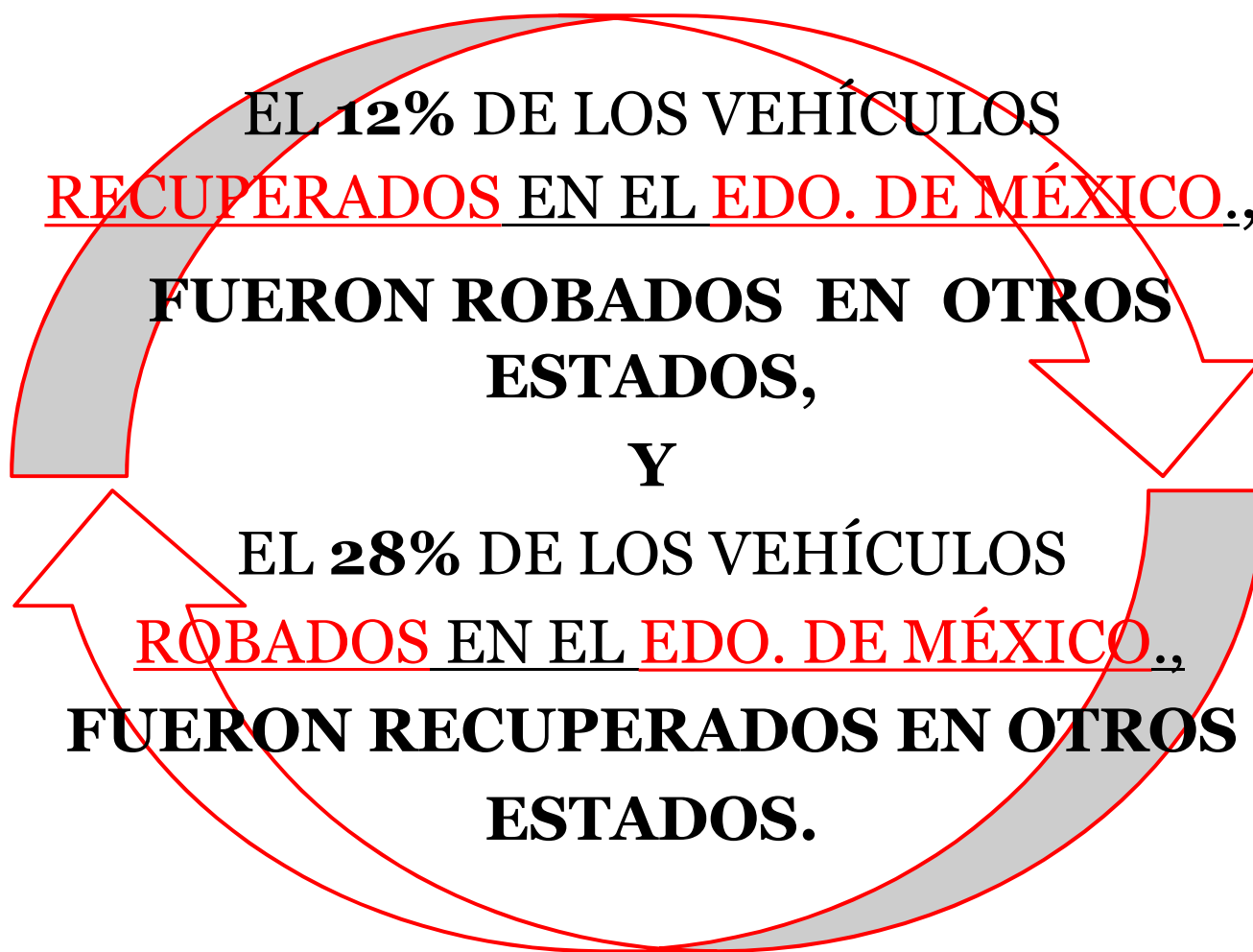
ROBADOS EN:	AÑO DE ROBO		SUMA	%	RECUPERADOS EN:	ROBADOS EN:	RECUPERADOS EN:	AÑO DE ROBO		SUMA	%
	2019	ANTES DE 2019						2019	ANTES DE 2019		
BAJA CALIFORNIA			1	0.04%	C D M X		AGUASCALIENTES	1	2	3	0.11%
CHIAPAS			3	0.12%		BAJA CALIFORNIA SUR		1	1	1	0.04%
CHIHUAHUA			1	0.04%		CAMPECHE	1	11	12	0.43%	
CIUDAD DE MÉXICO	1124	667	1791	72.75%		CHIAPAS		30	30	1.08%	
COAHUILA			2	0.08%		CHIHUAHUA		1	1	0.04%	
COLIMA			1	0.04%		CIUDAD DE MÉXICO	1,124	667	1,791	64.54%	
DESCONOCIDO			2	0.08%		COAHUILA		1	1	0.04%	
GUANAJUATO	1	5	6	0.24%		COLIMA	1	3	4	0.14%	
GUERRERO		5	5	0.20%		DESCONOCIDO		1	1	0.04%	
HIDALGO	1	4	5	0.20%		DURANGO	1	2	3	0.11%	
JALISCO	6	5	11	0.45%		GUANAJUATO	4	29	33	1.19%	
MEXICO	335	245	580	23.56%		GUERRERO	6	38	44	1.59%	
MICHOACAN		2	2	0.08%		HIDALGO	18	57	73	2.63%	
MORELOS	5	6	11	0.45%		JALISCO	5	26	31	1.12%	
NUEVO LEÓN		4	4	0.16%		MEXICO	254	138	392	14.13%	
OAXACA		3	3	0.12%		MICHOACAN	1	16	17	0.61%	
PUEBLA	1	8	9	0.37%		MORELOS	10	38	48	1.73%	
QUERETARO	1	3	4	0.16%		NUEVO LEÓN	2	2	4	0.14%	
QUINTANA ROO	1	3	4	0.16%		OAXACA	3	29	32	1.15%	
SINALOA		2	2	0.08%		PUEBLA	20	40	60	2.16%	
TABASCO		3	3	0.12%		QUERETARO	9	37	46	1.66%	
TAMAULIPAS	1		1	0.04%		QUINTANA ROO		12	12	0.43%	
TLAXCALA	1	3	4	0.16%		SAN LUIS POTOSI	2	7	9	0.32%	
VERACRUZ	1	5	6	0.24%		SINALOA		13	13	0.47%	
YUCATAN		1	1	0.04%		SONORA		1	1	0.04%	
						TABASCO	2	16	18	0.65%	
					TAMAULIPAS		7	7	0.25%		
					TLAXCALA	5	16	21	0.76%		
					VERACRUZ	8	49	57	2.05%		
					YUCATAN		4	4	0.14%		
					ZACATECAS		6	6	0.22%		
TOTAL	1,478	984	2,462	100.00%	2,462	2,775	TOTAL	1,475	1,300	2,775	100.00%

EL 27% DE LOS VEHÍCULOS RECUPERADOS EN LA CDMX. FUÉ ROBADO EN OTROS ESTADOS.

EL 35% DE LOS VEHÍCULOS ROBADOS EN LA CDMX. FUÉ RECUPERADO EN OTROS ESTADOS.



Oficina Coordinadora de Riesgos Asegurados





**Oficina Coordinadora de
Riesgos Asegurados, S.C.**



24° Aniversario

Septiembre 2019