



# OFICINA COORDINADORA DE RIESGOS ASEGURADOS



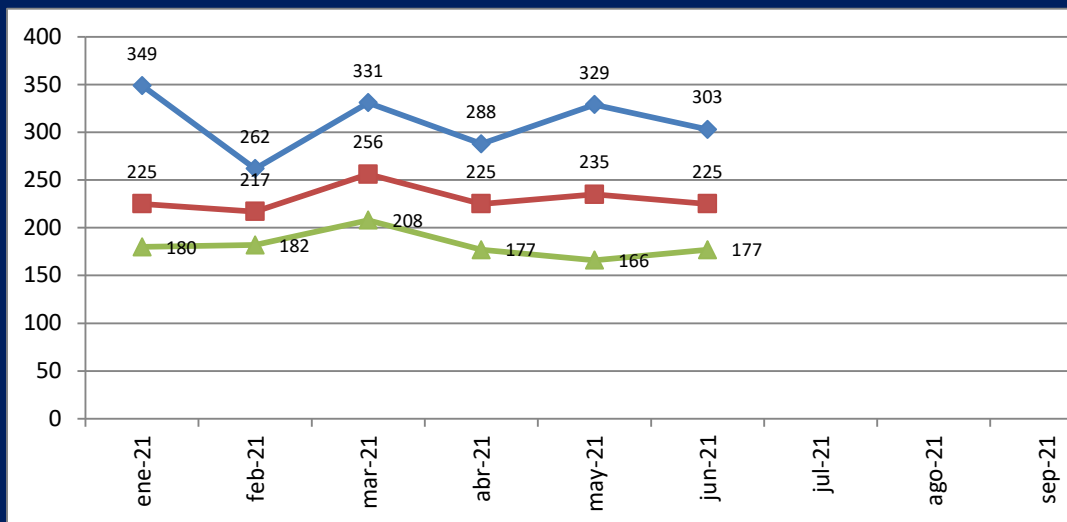
## COMPORTAMIENTO DEL ROBO Y LA RECUPERACIÓN DE VEHÍCULOS ASEGURADOS A NIVEL NACIONAL, (INFORMACIÓN ACTUALIZADA AL 30/JUNIO/2021).

ARCHIVO	CONTENIDO DE ARCHIVO
0_ROBO_Y_RECUP_EDOS_1_6_21.xlsx	VEHÍCULOS: <b>ROBADOS Y RECUPERADOS</b> , LUGAR DE CADA EDO. POR CANTIDAD DE VEHÍCULOS, % DE INCREMENTO Y/O DECREMENTO, % DEL ROBO CON VIOLENCIA, % DE PARTICIPACIÓN, MOVIMIENTOS DIARIOS, PERIODO 01/01/2021 AL 30/06/2021 VS MISMO PERIODO DE 2020.
1_ROB_Y_REC_X_MES_A_JUN21.xlsx	VEHÍCULOS <b>ROBADOS Y RECUPERADOS POR MES Y ENTIDAD FEDERATIVA</b> , DURANTE EL 01/01/2021 AL 30/06/2021.
1A2_ROB_X_PDO_1_6_21_OTRO.xlsx	VEHÍCULOS <b>ROBADOS POR ENTIDAD FEDERATIVA</b> , DURANTE EL 01/01/2021 AL 30/06/2021 Y SU COMPORTAMIENTO EN AÑOS ANTERIORES EN EL MISMO PERIODO.
3A4_REC_X_PDO_1_6_21_OTRO.xlsx	VEHÍCULOS <b>RECUPERADOS POR ENTIDAD FEDERATIVA</b> , DURANTE EL 01/01/2021 AL 30/06/2021 Y SU COMPORTAMIENTO EN AÑOS ANTERIORES EN EL MISMO PERIODO.
5A6_ROB_TOT_TR_MPIOS_1_6_310521.xlsx	VEHÍCULOS <b>ROBADOS, ESTACIONADOS Y CON VIOLENCIA, POR MUNICIPIO A NIVEL NACIONAL</b> , DURANTE EL PERIODO 01/01/2021 AL 30/06/2021 Y SU COMPORTAMIENTO <u>VS</u> MISMO PERIODO DE 2020.
7_REC_ROB_1_6_21.xlsx	VEHÍCULOS <b>RECUPERADOS</b> AL SECTOR ASEGURADOR DURANTE EL PERIODO 01/01/2021 AL 30/06/2021, <b>POR ENTIDAD FEDERATIVA DE ROBO Y RECUPERACIÓN</b> , A NIVEL NACIONAL, (ANEXO CUADRO INTERPRETATIVO).
8_ROB_TOT_TR_MYT_1_6_300621.xlsx 8_ROB_CDMX_TR_MYT_1_6_300621.xlsx 8_ROB_EDOMEX_TR_MYT_1_6_300621.xlsx	VEHÍCULOS <b>ROBADOS POR MARCA Y TIPO, POR SU TIPO DE ROBO (CON VIOLENCIA Y ESTACIONADOS) A NIVEL NACIONAL, CDMX Y EDO. DE MÉXICO</b> , DURANTE EL PERIODO 01/01/2021 AL 30/06/2021 Y SU COMPORTAMIENTO <u>VS</u> MISMO PERIODO DE 2020.
9_1_6_21_ROB_TODOS_MUNI.xlsx	VEHÍCULOS <b>ROBADOS POR MUNICIPIO A NIVEL NACIONAL</b> , DURANTE EL PERIODO 01/01/2021 AL 30/06/2021 Y SU COMPORTAMIENTO EN 2017, 2018, 2019 Y 2020 EN EL MISMO PERIODO.
10_ROB_MODELO_TOT_1_6_300621.xlsx	VEHÍCULOS <b>ROBADOS POR SU TIPO (CON VIOLENCIA Y ESTACIONADOS), POR MODELO A NIVEL NACIONAL</b> , DURANTE EL PERIODO 01/01/2021 AL 30/06/2021 <u>VS</u> MISMO PERIODO DE 2020.
11_ROB_TTRANSP_TOT_1_6_300621.xlsx	VEHÍCULOS <b>ROBADOS POR TIPO DE TRANSPORTE Y POR TIPO DE ROBO (CON VIOLENCIA Y ESTACIONADOS), A NIVEL NACIONAL</b> , DURANTE EL PERIODO 01/01/2021 AL 30/06/2021 VS MISMO PERIODO DE 2020.

PERIODO: ENERO-JUNIO DE 2020 vs ENERO-JUNIO DE 2021, (actualizado al 30 de JUNIO de 2021).

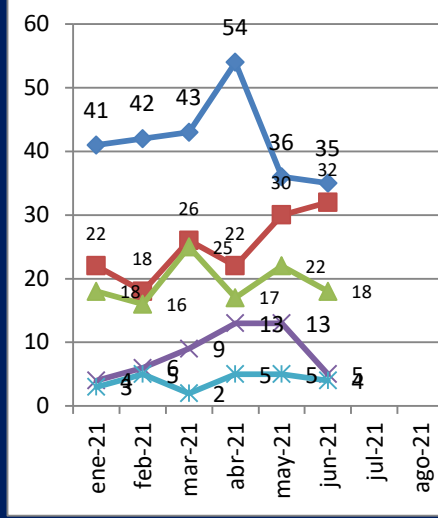
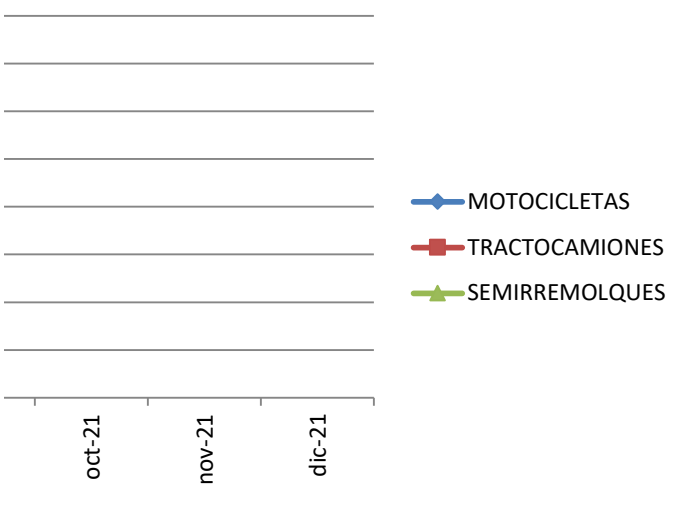
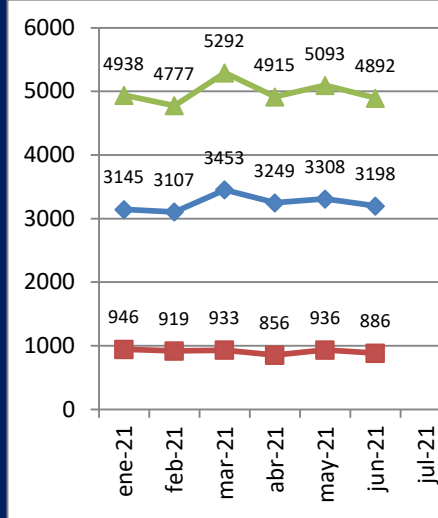
VEHÍCULOS ROBADOS					LUGAR	PART	CON VIOLENCIA			LUGAR	PART	VEHÍCULOS RECUPERADOS				
ESTADOS	2020	2021	VARIACIÓN	ROBO DIARIO			2020	2021	DIF.			ESTADOS	2020	2021	VARIACIÓN	RECUP. DIARIO
EDO. DE MÉX.	10,108	9,120	-10%	50	1	31%	69%	67%	-2%	1	17%	EDO. DE MÉX.	2,696	2,343	-13%	13
JALISCO	5,215	4,757	-9%	26	2	16%	57%	47%	-9%	2	12%	JALISCO	2,166	1,719	-21%	9
CD. DE MÉX.	3,827	2,774	-28%	15	3	9%	49%	48%	-1%	3	8%	GUANAJUATO	1,423	1,138	-20%	6
GUANAJUATO	2,321	1,351	-42%	7	4	5%	75%	75%	0%	4	7%	PUEBLA	1,224	998	-18%	6
PUEBLA	1,891	1,272	-33%	7	5	4%	74%	70%	-4%	5	7%	CD. DE MÉX.	1,235	962	-22%	5
VERACRUZ	1,427	1,147	-20%	6	6	4%	64%	62%	-2%	6	5%	VERACRUZ	818	768	-6%	4
MICHOACAN	1,180	1,029	-13%	6	7	3%	72%	73%	1%	7	5%	MICHOACAN	676	677	0%	4
SINALOA	1,102	972	-12%	5	8	3%	79%	82%	3%	8	4%	QUERETARO	455	557	22%	3
NUEVO LEON	1,173	947	-19%	5	9	3%	40%	45%	5%	9	4%	NUEVO LEON	720	527	-27%	3
B. C. NORTE	826	677	-18%	4	10	2%	38%	38%	-1%	10	3%	HIDALGO	436	396	-9%	2
QUERETARO	670	658	-2%	4	11	2%	50%	49%	-1%	11	3%	SINALOA	332	392	18%	2
MORELOS	714	634	-11%	4	12	2%	70%	70%	0%	12	3%	B. C. NORTE	352	356	1%	2
S. L. POTOSÍ	471	451	-4%	2	13	2%	46%	48%	2%	13	2%	GUERRERO	305	317	4%	2
CHIHUAHUA	549	426	-22%	2	14	1%	30%	33%	3%	14	2%	MORELOS	292	285	-2%	2
TABASCO	783	423	-46%	2	15	1%	67%	65%	-3%	15	2%	TABASCO	368	275	-25%	2
HIDALGO	446	402	-10%	2	16	1%	59%	58%	-1%	16	2%	S. L. POTOSÍ	287	253	-12%	1
AGSCS.	227	317	40%	2	17	1%	43%	49%	6%	17	2%	CHIHUAHUA	305	243	-20%	1
Q. ROO	318	315	-1%	2	18	1%	29%	36%	7%	18	2%	TLAXCALA	253	229	-9%	1
GUERRERO	386	313	-19%	2	19	1%	82%	78%	-4%	19	1%	TAMAULIPAS	223	210	-6%	1
TAMAULIPAS	351	279	-21%	2	20	1%	67%	62%	-5%	20	1%	CHIAPAS	158	207	31%	1
SONORA	296	258	-13%	1	21	1%	41%	41%	1%	21	1%	OAXACA	207	163	-21%	1
CHIAPAS	254	203	-20%	1	22	1%	53%	61%	8%	22	1%	Q. ROO	148	154	4%	1
TLAXCALA	224	195	-13%	1	23	1%	67%	64%	-2%	23	1%	COAHUILA	141	151	7%	1
COAHUILA	241	189	-22%	1	24	1%	45%	36%	-9%	24	1%	AGSCS.	107	140	31%	1
OAXACA	253	183	-28%	1	25	1%	51%	55%	4%	25	1%	ZACATECAS	91	136	49%	1
ZACATECAS	105	144	37%	1	26	0%	72%	76%	3%	26	1%	SONORA	116	134	16%	1
DURANGO	99	113	14%	1	27	0%	52%	61%	10%	27	1%	DURANGO	84	103	23%	1
COLIMA	91	96	5%	1	28	0%	37%	42%	4%	28	1%	NAYARIT	119	98	-18%	1
NAYARIT	75	67	-11%	0	29	0%	43%	61%	19%	29	1%	COLIMA	75	88	17%	0
YUCATAN	76	54	-29%	0	30	0%	22%	43%	20%	30	0%	YUCATAN	40	64	60%	0
CAMPECHE	59	43	-27%	0	31	0%	44%	51%	7%	31	0%	CAMPECHE	67	58	-13%	0
B. C. SUR	50	37	-26%	0	32	0%	24%	27%	3%	32	0%	B. C. SUR	41	41	0%	0
OTROS	8	52	550%	0			75%	62%	-13%			OTROS	6	10	67%	0
<b>T. Nacional</b>	<b>35,816</b>	<b>29,898</b>	<b>-17%</b>	<b>165</b>			<b>62%</b>	<b>59%</b>	<b>-2%</b>			<b>T. Nacional</b>	<b>15,966</b>	<b>14,192</b>	<b>-11%</b>	<b>78</b>
<b>PROM. MENSUA</b>	<b>5,969</b>	<b>4,983</b>										<b>PROM. MENSUA</b>	<b>2,661</b>	<b>2,365</b>		


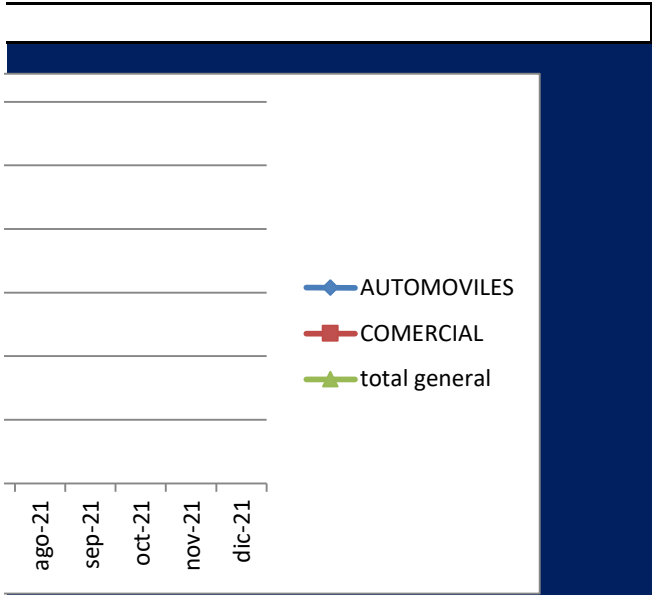
TIPO DE TRANSPORTE	ene-21	feb-21	mar-21	abr-21	may-21	jun-21	jul-21
AUTOMOVILES	3145	3107	3453	3249	3308	3198	
COMERCIAL	946	919	933	856	936	886	
MOTOCICLETAS	349	262	331	288	329	303	
TRACTOCAMIONES	225	217	256	225	235	225	
SEMIRREMOLQUES	180	182	208	177	166	177	
CAMION HASTA 12.5 TON.	41	42	43	54	36	35	
CAMION HASTA 9.5 TON.	22	18	26	22	30	32	
CAMION MAS DE 12.5 TON.	18	16	25	17	22	18	
CAMION HASTA 6.5 TON.	4	6	9	13	13	5	
CAMION HASTA 7.5 TON.	3	1	4	6	9	5	
AUTOBUS	3	5	2	5	5	4	
COLECTIVO	2	1		2	3	4	
OTROS		1	2	1	1		
total general	4938	4777	5292	4915	5093	4892	



### VEHÍCULOS ROBADOS POR TIPO DE TRANSPORTE

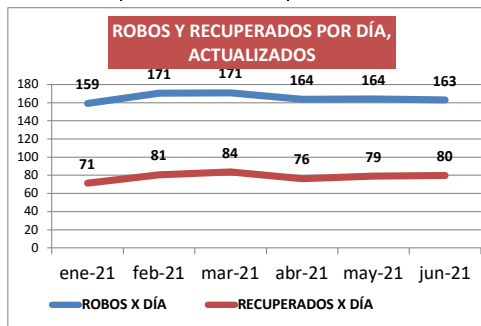
ago-21	sep-21	oct-21	nov-21	dic-21	suma
					19460
					5476
					1862
					1383
					1090
					251
					150
					116
					50
					28
					24
					12
					5
					0
					29907





## VEHÍCULOS ASEGURADOS, ROBADOS Y RECUPERADOS DURANTE 2021, (ACTUALIZADO AL 30 DE JUNIO)

ENTIDAD FEDERATIVA	ROBOS POR MES						JUN. vs. MAY.	ENTIDAD FEDERATIVA	RECUPERADOS POR MES						JUN. vs. MAY.
	ene-21	feb-21	mar-21	abr-21	may-21	jun-21			ene-21	feb-21	mar-21	abr-21	may-21	jun-21	
EDO. DE MÉX.	1482	1417	1664	1539	1589	1429	-10%	EDO. DE MÉX.	332	412	416	411	386	386	0%
JALISCO	776	717	792	785	822	865	5%	JALISCO	289	259	280	270	311	310	0%
CD. DE MÉX.	483	474	484	441	462	430	-7%	GUANAJUATO	208	193	219	183	171	164	-4%
GUANAJUATO	261	274	238	215	175	188	7%	PUEBLA	162	143	175	162	174	182	5%
PUEBLA	195	195	242	211	209	220	5%	CD. DE MÉX.	172	164	147	151	160	168	5%
VERACRUZ	205	180	213	184	184	181	-2%	VERACRUZ	117	113	163	138	119	118	-1%
MICHOACAN	166	185	190	155	184	149	-19%	MICHOACAN	94	117	114	107	119	126	6%
SINALOA	174	159	172	152	175	140	-20%	QUERETARO	76	98	103	82	101	97	-4%
NUEVO LEON	159	139	177	136	159	177	11%	NUEVO LEON	89	82	91	76	84	105	25%
B. C. NORTE	112	123	119	83	125	115	-8%	HIDALGO	39	68	79	63	74	73	-1%
QUERETARO	126	88	122	104	110	107	-3%	SINALOA	65	70	77	66	61	53	-13%
MORELOS	105	96	112	116	100	105	5%	B. C. NORTE	58	57	67	46	83	45	-46%
S. L. POTOSÍ	74	76	73	84	72	72	0%	GUERRERO	51	46	58	47	58	57	-2%
CHIHUAHUA	62	75	65	72	75	77	3%	MORELOS	38	36	42	55	58	56	-3%
TABASCO	85	80	75	45	66	72	9%	TABASCO	41	47	54	33	55	45	-18%
HIDALGO	66	57	69	77	63	70	11%	S. L. POTOSÍ	36	33	50	48	48	38	-21%
AGSCS.	37	71	44	60	54	51	-6%	CHIHUAHUA	42	35	51	45	41	29	-29%
Q. ROO	47	60	53	55	51	49	-4%	TLAXCALA	30	37	37	39	35	51	46%
GUERRERO	59	37	58	47	69	43	-38%	TAMAULIPAS	35	33	35	21	45	41	-9%
TAMAULIPAS	33	34	58	54	45	55	22%	CHIAPAS	36	18	37	31	43	42	-2%
SONORA	41	50	48	38	49	32	-35%	OAXACA	31	25	31	27	25	24	-4%
CHIAPAS	35	27	27	30	50	34	-32%	Q. ROO	25	20	34	34	16	25	56%
TLAXCALA	27	26	31	38	35	38	9%	COAHUILA	25	25	30	24	26	21	-19%
COAHUILA	26	25	32	40	33	33	0%	AGSCS.	17	20	32	28	27	16	-41%
OAXACA	28	28	36	31	34	26	-24%	ZACATECAS	20	20	35	23	24	14	-42%
ZACATECAS	11	19	20	40	31	23	-26%	SONORA	17	19	27	22	27	22	-19%
DURANGO	12	17	16	16	13	39	200%	DURANGO	19	9	17	15	18	25	39%
COLIMA	15	13	19	12	15	22	47%	NAYARIT	12	6	32	16	17	15	-12%
NAYARIT	11	7	10	11	16	12	-25%	COLIMA	8	18	19	10	17	16	-6%
YUCATAN	6	15	8	8	8	9	13%	YUCATAN	10	19	12	6	9	8	-11%
CAMPECHE	6	5	5	8	7	12	71%	CAMPECHE	10	7	12	7	10	12	20%
B. C. SUR	4	6	8	6	6	7	17%	B. C. SUR	9	9	9	2	6	6	0%
	8	2	12	21	3	6		OTROS			4		2	4	
<b>TOTAL NACIONAL</b>	<b>4,937</b>	<b>4,777</b>	<b>5,292</b>	<b>4,914</b>	<b>5,089</b>	<b>4,888</b>	<b>-4%</b>	<b>TOTAL NACIONAL</b>	<b>2,213</b>	<b>2,258</b>	<b>2,589</b>	<b>2,288</b>	<b>2,450</b>	<b>2,394</b>	<b>-2%</b>
<b>ROBOS X DÍA</b>	<b>159</b>	<b>171</b>	<b>171</b>	<b>164</b>	<b>164</b>	<b>163</b>		<b>RECUPERADOS X DÍA</b>	<b>71</b>	<b>81</b>	<b>84</b>	<b>76</b>	<b>79</b>	<b>80</b>	



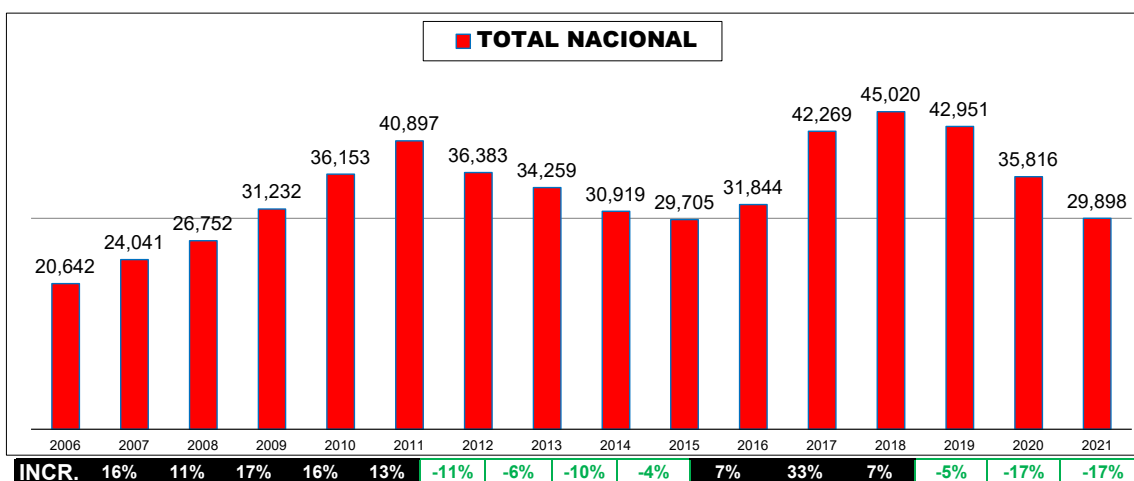


# OFICINA COORDINADORA DE RIESGOS ASEGURADOS (OCRA)



VEHÍCULOS **ROBADOS** AL SECTOR ASEGURADOR EN EL PERIODO 01/01/2021-30/06/2021 (**ENERO-JUNIO**), Y SU COMPORTAMIENTO EN AÑOS ANTERIORES DURANTE EL MISMO LAPSO.

ENTIDAD FEDERATIVA	AÑO DEL ROBO																2021 VS. 2020	2021 VS. 2006	PROM. DIARIO EN 2021
	##	##	##	##	##	##	##	##	##	##	##	##	##	##	##	##			
EDO. DE MÉX.	4873	5819	5678	6877	7921	8537	9616	11052	9618	9491	10042	12177	12977	11932	10108	9120	-10%	87%	50
JALISCO	1444	1588	1902	2151	2711	3018	3147	3937	3383	3018	3587	5734	5552	6283	5215	4757	-9%	229%	26
CD. DE MÉX.	6800	6952	7560	7564	6911	5528	5354	5000	4902	4104	3881	4941	4973	4863	3827	2774	-28%	-59%	15
GUANAJUATO	238	336	383	410	429	527	561	638	727	699	915	1134	1837	2094	2321	1351	-42%	468%	7
PUEBLA	534	489	642	703	729	712	617	757	601	805	1180	1706	3116	2978	1891	1272	-33%	138%	7
VERACRUZ	322	358	597	645	747	1216	1116	1131	1348	1494	1772	2328	2125	1842	1427	1147	-20%	256%	6
MICHOACAN	243	346	399	340	425	639	741	772	776	764	1076	1367	1516	1295	1180	1029	-13%	323%	6
SINALOA	535	637	740	1354	2093	2320	1814	1623	1533	1105	1049	1982	1538	1386	1102	972	-12%	82%	5
NUEVO LEON	800	1889	2339	3049	4325	7201	4132	1362	977	957	1275	1266	1249	1242	1173	947	-19%	18%	5
B. C. NORTE	1305	1334	1329	1062	837	723	651	600	686	583	603	999	887	906	826	677	-18%	-48%	4
QUERETARO	182	199	248	266	266	310	323	273	374	438	481	606	780	768	670	658	-2%	262%	4
MORELOS	314	347	339	596	586	622	663	698	464	434	498	591	597	657	714	634	-11%	102%	4
S. L. POTOSÍ	77	98	175	209	297	466	490	256	172	183	237	300	419	485	471	451	-4%	486%	2
CHIHUAHUA	860	1005	1414	2491	2852	2537	1779	1112	781	566	486	591	610	516	549	426	-22%	-50%	2
TABASCO	193	217	211	250	338	420	271	367	479	652	779	1339	1595	1124	783	423	-46%	119%	2
HIDALGO	145	170	173	258	283	270	371	282	254	308	388	583	586	580	446	402	-10%	177%	2
AGSCS.	98	83	123	143	227	222	124	128	99	103	166	233	257	265	227	317	40%	223%	2
Q. ROO	85	111	123	153	193	168	161	178	132	155	149	205	266	341	318	315	-1%	271%	2
GUERRERO	187	405	379	439	480	806	740	625	682	785	631	901	838	597	386	313	-19%	67%	2
TAMAULIPAS	371	386	544	472	981	1567	1277	911	875	1052	690	690	691	475	351	279	-21%	-25%	2
SONORA	245	319	324	307	350	412	341	325	382	402	382	530	417	389	296	258	-13%	5%	1
CHIAPAS	174	227	169	240	200	230	195	317	247	299	300	357	432	315	254	203	-20%	17%	1
TLAXCALA	49	53	78	90	141	106	77	109	110	150	228	421	478	487	224	195	-13%	298%	1
COAHUILA	139	154	222	433	740	932	927	753	533	325	226	216	291	258	241	189	-22%	36%	1
OAXACA	119	179	262	245	228	226	225	194	215	326	281	369	335	288	253	183	-28%	54%	1
ZACATECAS	21	34	38	54	174	299	136	126	108	80	57	93	88	98	105	144	37%	586%	1
DURANGO	53	74	102	216	412	513	221	329	161	138	136	148	135	98	99	113	14%	113%	1
COLIMA	36	31	28	44	40	88	93	184	123	120	126	161	89	104	91	96	5%	167%	1
NAYARIT	34	57	57	50	111	163	80	66	39	32	40	58	95	81	75	67	-11%	97%	0
YUCATAN	32	52	55	46	62	52	56	60	57	48	50	85	117	97	76	54	-29%	69%	0
CAMPECHE	50	34	48	29	42	23	50	41	49	51	79	73	69	56	59	43	-27%	-14%	0
B. C. SUR	28	39	27	33	17	41	30	47	29	35	48	64	58	45	50	37	-26%	32%	0
OTROS	56	19	44	13	5	3	4	6	3	3	6	21	7	6	8	52			
TOTAL NACIONAL	20642	24041	26752	31232	36153	40897	36383	34259	30919	29705	31844	42269	45020	42951	35816	29898	-17%	45%	165
PROM. MENSUAL	3440	4007	4459	5205	6026	6816	6064	5710	5153	4951	5307	7045	7503	7159	5969	4983			
PROM. DIARIO	114	133	148	173	200	226	201	189	171	164	176	234	249	237	198	165			





# OFICINA COORDINADORA DE RIESGOS ASEGURADOS (OCRA)

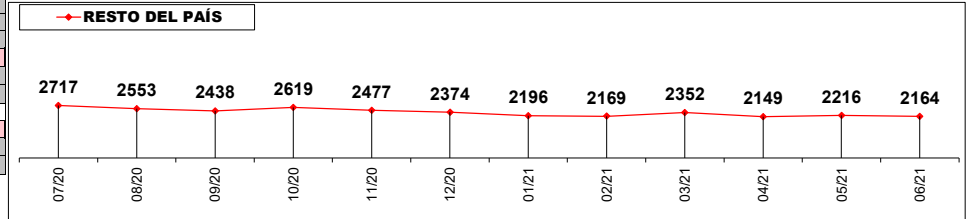
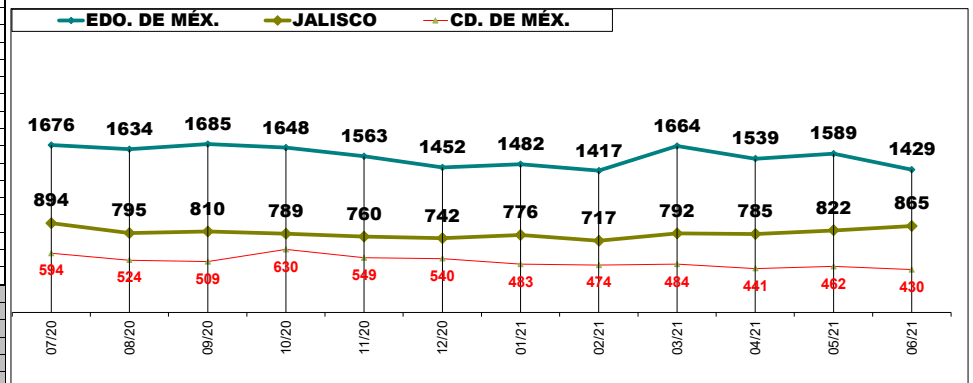
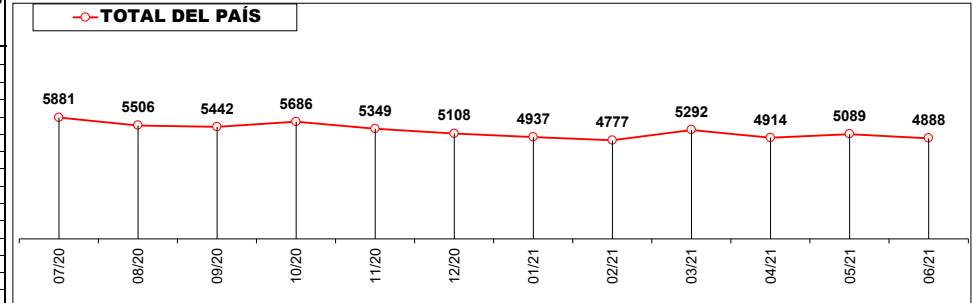


## VEHÍCULOS **ROBADOS** AL SECTOR ASEGURADOR EN EL PERIODO 01/07/2020-30/06/2021 (**JUL/2020-JUN/2021**) Y SU COMPORTAMIENTO **vs** MISMO PERIODO INMEDIATO ANTERIOR.

ENTIDAD FEDERATIVA	12 MESES ANT.	MES DEL ROBO												ÚLT. 12 MESES	JUN. VS MAY.	ÚLT. 12 VS ANT. 12
		07/20	08/20	09/20	10/20	11/20	12/20	01/21	02/21	03/21	04/21	05/21	06/21			
EDO. DE MÉX.	21195	1676	1634	1685	1648	1563	1452	1482	1417	1664	1539	1589	1429	18778	-10%	-11%
JALISCO	11352	894	795	810	789	760	742	776	717	792	785	822	865	9547	5%	-16%
CD. DE MÉX.	8362	594	524	509	630	549	540	483	474	484	441	462	430	6120	-7%	-27%
GUANAJUATO	5007	386	299	312	376	306	305	261	274	238	215	175	188	3335	7%	-33%
PUEBLA	4484	268	259	263	211	223	218	195	195	242	211	209	220	2714	5%	-39%
VERACRUZ	3165	251	221	239	260	249	172	205	180	213	184	184	181	2539	-2%	-20%
MICHOACAN	2600	181	192	173	191	186	180	166	185	190	155	184	149	2132	-19%	-18%
SINALOA	2353	193	193	174	159	151	153	174	159	172	152	175	140	1995	-20%	-15%
NUEVO LEON	2450	151	183	162	170	185	179	159	139	177	136	159	177	1977	11%	-19%
B. C. NORTE	1791	107	120	99	114	118	116	112	123	119	83	125	115	1351	-8%	-25%
QUERETARO	1458	155	109	128	140	110	103	126	88	122	104	110	107	1402	-3%	-4%
MORELOS	1380	94	111	85	107	109	123	105	96	112	116	100	105	1263	5%	-8%
S. L. POTOSI	1091	70	66	83	104	83	67	74	76	73	84	72	72	924	0%	-15%
CHIHUAHUA	1187	89	87	86	88	74	72	62	75	65	72	75	77	922	3%	-22%
TABASCO	1880	139	135	80	99	100	102	85	80	75	45	66	72	1078	9%	-43%
HIDALGO	945	85	71	52	67	69	62	66	57	69	77	63	70	808	11%	-14%
AGSCS.	491	33	33	31	29	45	46	37	71	44	60	54	51	534	-6%	9%
Q. ROO	720	66	44	47	45	56	72	47	60	53	55	51	49	645	-4%	-10%
GUERRERO	969	64	60	76	84	74	57	59	37	58	47	69	43	728	-38%	-25%
TAMAULIPAS	787	51	51	64	59	53	45	33	34	58	54	45	55	602	22%	-24%
SONORA	653	59	57	47	48	63	59	41	50	48	38	49	32	591	-35%	-9%
CHIAPAS	648	48	36	35	31	32	29	35	27	27	30	50	34	414	-32%	-36%
TLAXCALA	590	49	49	53	41	39	31	27	26	31	38	35	38	457	9%	-23%
COAHUILA	507	43	33	47	33	29	35	26	25	32	40	33	33	409	0%	-19%
OAXACA	565	46	40	28	40	35	45	28	28	36	31	34	26	417	-24%	-26%
ZACATECAS	224	19	15	9	35	11	32	11	19	20	40	31	23	265	-26%	18%
DURANGO	241	23	24	14	23	17	14	12	17	16	16	13	39	228	200%	-5%
COLIMA	204	10	24	15	27	19	21	15	13	19	12	15	22	212	47%	4%
NAYARIT	149	10	13	11	11	12	11	7	10	11	16	12	136	-25%	-9%	
YUCATAN	167	13	12	9	10	13	11	6	15	8	8	8	9	122	13%	-27%
CAMPECHE	130	5	4	8	7	6	4	6	5	5	8	7	12	77	71%	-41%
B. C. SUR	117	8	11	6	8	10	6	4	6	8	6	6	7	86	17%	-26%
OTROS	17	1	1	2	2	3	8	2	12	21	3	6	61	0	0	
														0	0	
														0	0	
														0	0	
														0	0	
														0	0	
														0	0	
														0	0	
														0	0	
														0	0	
														0	0	
														0	0	
														0	0	
														0	0	
TOTAL DEL PAÍS	77879	5881	5506	5442	5686	5349	5108	4937	4777	5292	4914	5089	4888	62869	-4%	-19%
ROBO MENSUAL	6490	5881	5506	5442	5686	5349	5108	4937	4777	5292	4914	5089	4888	5239		
PROM. DIARIO	213	190	178	181	183	178	165	159	171	171	164	164	163	172		
RESTO DEL PAÍS	36970	2717	2553	2438	2619	2477	2374	2196	2169	2352	2149	2216	2164	28424	-2%	-23%
ROBO MENSUAL	3081	2717	2553	2438	2619	2477	2374	2196	2169	2352	2149	2216	2164	2369		
PROM. DIARIO	101	88	82	81	84	83	77	71	77	76	72	71	72	78		

Incremento T. País comprobación 77879 5881 5506 5442 5686 5349 5108 4937 4777 5292 4914 5089 4888 62869  
 Incremento Resto País

### COMPARA ULTIMOS 12 MESES, ROBOS A NIVEL NACIONAL.





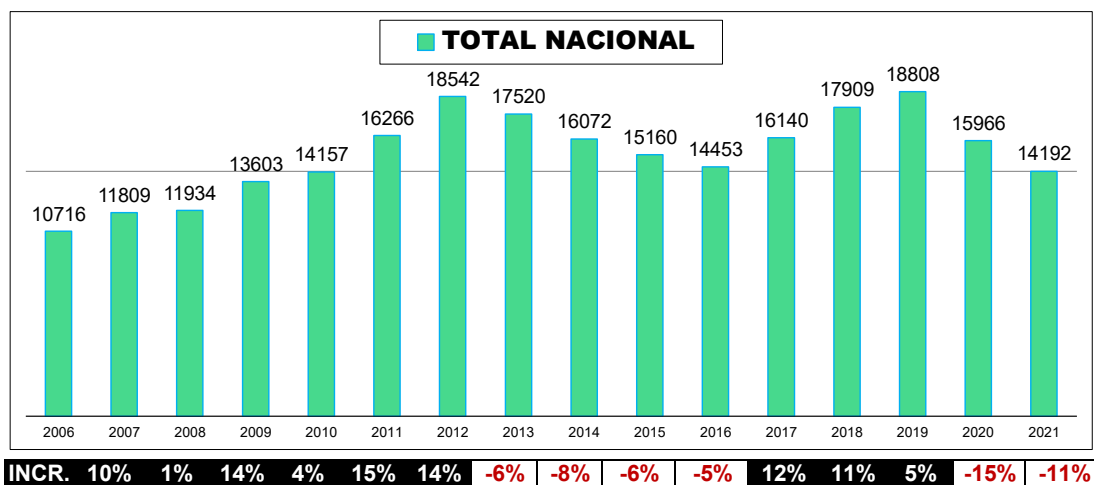


# OFICINA COORDINADORA DE RIESGOS ASEGURADOS (OCRA)



VEHÍCULOS **RECUPERADOS** AL SECTOR ASEGURADOR EN EL PERIODO 01/01/2021-30/06/2021 (**ENERO JUNIO**), Y SU COMPORTAMIENTO EN AÑOS ANTERIORES DURANTE EL MISMO LAPSO.

ENTIDAD FEDERATIVA	AÑO DE LA RECUPERACIÓN																2021 VS. 2020	2021 VS. 2006	PROM. DIARIO EN 2021
	2006	2007	2008	2009	2010	2011	2012	2013	2014	2015	2016	2017	2018	2019	2020	2021			
EDO. DE MÉX.	1872	2089	1727	2223	2349	2238	2496	3490	3877	3650	3484	3635	3845	3603	2696	2343	-13%	25%	13
JALISCO	712	756	820	944	920	1203	1258	1705	1612	1469	1420	2019	2373	2495	2166	1719	-21%	141%	9
GUANAJUATO	154	155	187	231	285	347	310	356	354	407	497	615	910	1179	1423	1138	-20%	639%	6
PUEBLA	263	289	288	283	325	356	285	399	385	415	548	674	1132	1413	1224	998	-18%	279%	6
CD. DE MÉX.	3807	3516	3270	3745	2749	2852	3023	2694	2552	1865	1637	1656	1622	1572	1235	962	-22%	-75%	5
VERACRUZ	177	188	237	272	337	354	538	614	623	936	921	1044	998	1028	818	768	-6%	334%	4
MICHOACAN	144	240	297	205	300	320	478	605	465	537	528	673	798	764	676	677	0%	370%	4
QUERETARO	92	135	98	116	180	219	233	212	215	271	255	288	362	512	455	557	22%	505%	3
NUEVO LEON	442	903	1197	1452	1566	2938	3741	1521	913	801	894	784	747	730	720	527	-27%	19%	3
HIDALGO	216	211	174	216	265	274	328	282	258	227	224	304	428	457	436	396	-9%	83%	2
SINALOA	191	214	257	409	491	609	562	677	829	728	527	652	557	539	332	392	18%	105%	2
B. C. NORTE	459	415	467	563	510	308	263	222	248	277	238	403	382	426	352	356	1%	-22%	2
GUERRERO	225	226	200	232	303	540	634	575	428	461	372	411	438	419	305	317	4%	41%	2
MORELOS	180	209	198	276	310	339	386	434	312	257	235	261	261	302	292	285	-2%	58%	2
TABASCO	64	89	95	102	167	162	167	206	190	233	226	338	283	395	368	275	-25%	330%	2
S. L. POTOSI	46	61	65	98	135	267	292	204	152	113	146	130	204	262	287	253	-12%	450%	1
CHIHUAHUA	345	390	440	906	983	1146	1023	662	534	385	267	291	328	306	305	243	-20%	-30%	1
TLAXCALA	59	36	38	59	72	82	70	87	77	75	140	215	222	339	253	229	-9%	288%	1
TAMAULIPAS	80	106	157	151	218	433	752	728	597	680	549	456	557	456	223	210	-6%	163%	1
CHIAPAS	77	92	81	101	137	72	120	104	79	106	122	141	152	179	158	207	31%	169%	1
OAXACA	61	107	105	105	152	96	162	230	212	203	164	193	182	212	207	163	-21%	167%	1
Q. ROO	54	63	36	83	111	98	80	84	65	85	80	97	131	153	148	154	4%	185%	1
COAHUILA	65	56	68	116	200	233	471	520	333	245	176	152	126	135	141	151	7%	132%	1
AGSCS.	39	40	75	84	114	109	119	139	80	103	101	145	128	172	107	140	31%	259%	1
ZACATECAS	36	40	17	35	77	97	194	158	152	124	68	84	112	112	91	136	49%	278%	1
SONORA	100	87	86	135	124	132	142	139	153	151	209	188	197	203	116	134	16%	34%	1
DURANGO	30	36	132	64	98	98	115	212	145	118	98	84	99	76	84	103	23%	243%	1
NAYARIT	26	29	40	33	62	150	96	59	58	49	30	33	111	105	119	98	-18%	277%	1
COLIMA	24	21	21	16	8	39	48	64	51	67	83	63	80	104	75	88	17%	267%	0
YUCATAN	12	31	43	26	33	37	54	39	27	38	29	20	60	45	40	64	60%	433%	0
CAMPECHE	11	22	17	29	27	18	29	23	27	24	37	32	43	72	67	58	-13%	427%	0
B. C. SUR	12	20	19	21	18	22	37	44	22	37	37	43	35	33	41	41	0%	242%	0
OTROS	641	937	982	272	531	78	36	32	47	23	111	16	6	10	6	10			
<b>TOTAL NACIONAL</b>	<b>10716</b>	<b>11809</b>	<b>11934</b>	<b>13603</b>	<b>14157</b>	<b>16266</b>	<b>18542</b>	<b>17520</b>	<b>16072</b>	<b>15160</b>	<b>14453</b>	<b>16140</b>	<b>17909</b>	<b>18808</b>	<b>15966</b>	<b>14192</b>	<b>-11%</b>	<b>32%</b>	<b>78</b>
<b>PROM. MENSUAL</b>	<b>1786</b>	<b>1968</b>	<b>1989</b>	<b>2267</b>	<b>2360</b>	<b>2711</b>	<b>3090</b>	<b>2920</b>	<b>2679</b>	<b>2527</b>	<b>2409</b>	<b>2690</b>	<b>2985</b>	<b>3135</b>	<b>2661</b>	<b>2365</b>			
<b>PROM. DIARIO</b>	<b>59</b>	<b>65</b>	<b>66</b>	<b>75</b>	<b>78</b>	<b>90</b>	<b>102</b>	<b>97</b>	<b>89</b>	<b>84</b>	<b>80</b>	<b>89</b>	<b>99</b>	<b>104</b>	<b>88</b>	<b>78</b>			





# OFICINA COORDINADORA DE RIESGOS ASEGURADOS (OCRA)



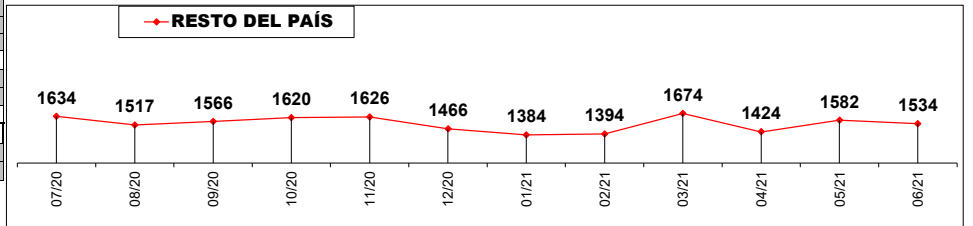
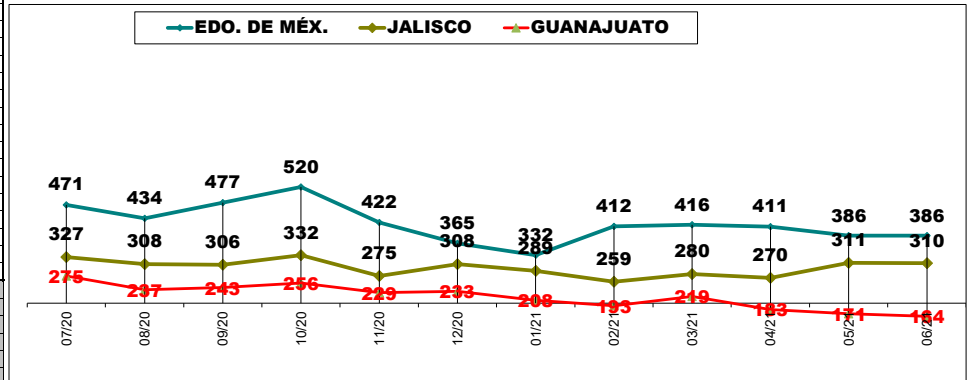
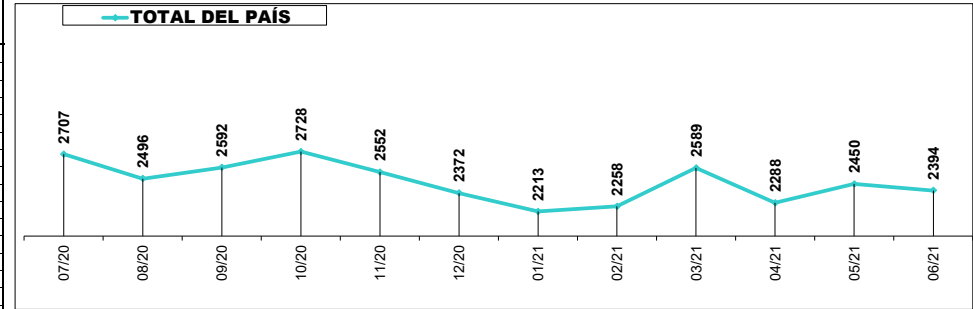
## VEHÍCULOS **RECUPERADOS** AL SECTOR ASEGURADOR EN EL PERIODO 01/07/2020-30/06/2021 (JUL/2020-JUN/2021) Y SU COMPORTAMIENTO **vs** MISMO PERIODO INMEDIATO ANTERIOR.

ENTIDAD FEDERATIVA	12 MESES ANT.	MES DE LA RECUPERACIÓN												ÚLT. 12 MESES	JUN. VS MAY.	ÚLT. 12 VS ANT. 12
		07/20	08/20	09/20	10/20	11/20	12/20	01/21	02/21	03/21	04/21	05/21	06/21			
EDO. DE MEX.	6198	471	434	477	520	422	365	332	412	416	411	386	386	5032	0%	-19%
JALISCO	4838	327	308	306	332	275	308	289	259	280	270	311	310	3575	0%	-26%
GUANAJUATO	2784	275	237	243	256	229	233	208	193	219	183	171	164	2611	-4%	-8%
PUEBLA	2670	197	171	183	178	174	154	162	143	175	162	174	182	2055	5%	-23%
CD. DE MEX.	2926	206	193	179	202	236	185	172	164	147	151	160	168	2163	5%	-26%
VERACRUZ	1830	151	120	145	151	171	130	117	113	163	138	119	118	1636	-1%	-11%
MICHOACAN	1390	123	119	107	125	120	101	94	117	114	107	119	126	1372	6%	-1%
QUERETARO	938	113	96	85	91	108	87	76	98	103	82	101	97	1137	-4%	21%
NUUEVO LEON	1455	91	90	104	89	93	108	89	82	91	76	84	105	1102	25%	-24%
HIDALGO	894	73	78	83	74	70	67	39	68	79	63	74	73	841	-1%	-6%
SINALOA	774	62	54	45	47	54	50	65	70	77	66	61	53	704	-13%	-9%
B. C. NORTE	770	49	59	68	62	53	47	58	57	46	83	45	694	-46%	-10%	
GUERRERO	695	63	52	48	49	61	57	51	46	58	47	58	57	647	-2%	-7%
MORELOS	579	54	48	43	56	52	45	38	36	42	55	58	56	583	-3%	1%
TABASCO	816	65	67	53	70	56	49	41	47	54	33	55	45	635	-18%	-22%
S. L. POTOSI	628	33	29	53	51	42	28	36	33	50	48	48	38	489	-21%	-22%
CHIHUAHUA	636	36	34	44	49	28	38	42	35	51	45	41	29	472	-29%	-26%
TLAXCALA	540	44	41	50	41	35	27	30	37	37	39	35	51	467	46%	-14%
TAMAULIPAS	532	33	28	31	31	35	25	35	33	35	21	45	41	393	-9%	-26%
CHIAPAS	359	25	42	12	36	19	27	36	18	37	31	43	42	368	-2%	3%
OAXACA	424	33	23	41	25	33	39	31	25	31	27	25	24	357	-4%	-16%
Q. ROO	281	16	25	23	19	12	41	25	20	34	34	16	25	290	56%	3%
COAHUILA	336	22	23	23	23	16	17	25	25	30	24	26	21	275	-19%	-18%
AGSCS.	236	7	18	22	20	22	22	17	20	32	28	27	16	251	-41%	6%
ZAGATECAS	209	25	15	21	19	16	20	20	20	35	23	24	14	252	-42%	21%
SONORA	355	26	30	19	27	23	19	17	19	27	22	27	22	278	-19%	-22%
DURANGO	186	17	9	16	17	13	17	19	9	17	15	18	25	192	39%	3%
NAYARIT	249	24	16	27	23	35	29	12	6	32	16	17	15	252	-12%	1%
COLIMA	164	20	9	13	18	22	16	8	18	19	10	17	16	186	-6%	13%
YUCATAN	92	10	7	8	5	9	6	10	19	12	6	9	8	109	-11%	18%
CAMPECHE	127	9	9	16	10	11	10	10	7	12	7	10	12	123	20%	-3%
B. C. SUR	82	5	11	4	10	5	4	9	9	2	6	6	8	80	0%	-2%
OTROS	19	2	1		2	2	1			4		2	4	18		
TOTAL DEL PAIS	35012	2707	2496	2592	2728	2552	2372	2213	2258	2589	2288	2450	2394	29639	-2%	-15%
RECUP. MENSUAL	2918	2707	2496	2592	2728	2552	2372	2213	2258	2589	2288	2450	2394	2470		
PROM. DIARIO	96	87	81	86	88	85	77	71	81	84	76	79	80	81		
RESTO DEL PAIS	21192	1634	1517	1566	1620	1626	1466	1384	1394	1674	1424	1582	1534	18421	-3%	-13%
RECUP. MENSUAL	1766	1634	1517	1566	1620	1626	1466	1384	1394	1674	1424	1582	1534	1535		
PROM. DIARIO	58	53	49	52	52	54	47	45	50	54	47	51	51	50		

Incremento T. Pais comprobación 35012 2707 2496 2592 2728 2552 2372 2213 2258 2589 2288 2450 2394 29639

Incremento Resto Pais

### COMPARA ULTIMOS 12 MESES, **RECUPERADOS A NIVEL NACIONAL.**



# OFICINA COORDINADORA DE RIESGOS ASEGURADOS (OCRA)

**VEHÍCULOS ROBADOS AL SECTOR ASEGURADOR POR: MUNICIPIOS A NIVEL NACIONAL, DURANTE EL PERIODO 01/01/2021-30/06/2021 Y SU COMPORTAMIENTO DURANTE EL MISMO PERIODO DE 2020, ORDENADO POR LOS MUNICIPIO CON MÁS VEHÍCULOS ROBADOS DURANTE 2021.**

ESTADO	MUNICIPIO	TOTAL NACIONAL									
		CON VIOLENCIA			ESTACIONADO			TOTAL			
		2020	2021	% DE INCR.	2020	2021	% DE INCR.	2020	2021	% DE INCR.	% DEL TOT.
JALISCO	GUADALAJARA	1456	1030	-29%	1266	1401	11%	2722	2431	-11%	8%
MEXICO	ECATEPEC DE MORELOS	1932	1653	-14%	385	378	-2%	2317	2031	-12%	7%
JALISCO	ZAPOPAN	517	357	-31%	473	598	26%	990	955	-4%	3%
MEXICO	NAUCALPAN DE JUAREZ	487	612	26%	207	250	21%	694	862	24%	3%
MEXICO	TLALNEPANTLA DE BAZ	624	581	-7%	303	276	-9%	927	857	-8%	3%
SINALOA	CULIACAN	703	637	-9%	144	89	-38%	847	726	-14%	2%
PUEBLA	PUEBLA	688	405	-41%	284	194	-32%	972	599	-38%	2%
MEXICO	CUAUTITLAN IZCALLI	294	298	1%	195	238	22%	489	536	10%	2%
MEXICO	TULTITLAN	327	313	-4%	203	187	-8%	530	500	-6%	2%
MEXICO	TOLUCA	250	220	-12%	169	236	40%	419	456	9%	2%
BAJA CALIFORNIA	TIJUANA	251	192	-24%	316	262	-17%	567	454	-20%	2%
QUERETARO	QUERETARO	214	201	-6%	247	251	2%	461	452	-2%	2%
CIUDAD DE MÉXICO	GUSTAVO A. MADERO	296	236	-20%	201	187	-7%	497	423	-15%	1%
CIUDAD DE MÉXICO	IZTAPALAPA	340	238	-30%	288	184	-36%	628	422	-33%	1%
JALISCO	TLAQUEPAQUE	263	251	-5%	132	166	26%	395	417	6%	1%
MEXICO	CUAUTITLAN	293	222	-24%	165	148	-10%	458	370	-19%	1%
SAN LUIS POTOSI	SAN LUIS POTOSI	166	148	-11%	191	184	-4%	357	332	-7%	1%
MORELOS	CUERNAVACA	276	229	-17%	108	92	-15%	384	321	-16%	1%
MEXICO	NEZAHUALCOYOTL	333	231	-31%	158	89	-44%	491	320	-35%	1%
NUEVO LEON	MONTERREY	130	152	17%	225	151	-33%	355	303	-15%	1%
AGUASCALIENTES	AGUASCALIENTES	92	143	55%	121	151	25%	213	294	38%	1%
MEXICO	COACALCO DE BERRIOZABAL	220	153	-30%	150	120	-20%	370	273	-26%	1%
MEXICO	TECAMAC	293	213	-27%	75	59	-21%	368	272	-26%	1%
MEXICO	ATIZAPAN DE ZARAGOZA	144	124	-14%	115	144	25%	259	268	3%	1%
JALISCO	TONALA	285	198	-31%	69	63	-9%	354	261	-26%	1%
MICHOACAN	URUAPAN	261	192	-26%	92	68	-26%	353	260	-26%	1%
MICHOACAN	MORELIA	157	161	3%	68	88	29%	225	249	11%	1%
CIUDAD DE MÉXICO	BENITO JUAREZ	157	86	-45%	218	156	-28%	375	242	-35%	1%
VERACRUZ	VERACRUZ	168	126	-25%	139	106	-24%	307	232	-24%	1%
GUANAJUATO	CELAYA	767	174	-77%	127	56	-56%	894	230	-74%	1%
MEXICO	CHALCO	182	155	-15%	94	73	-22%	276	228	-17%	1%
GUANAJUATO	LEON	219	130	-41%	181	97	-46%	400	227	-43%	1%
MEXICO	CHIMALHUACAN	262	180	-31%	96	47	-51%	358	227	-37%	1%
CIUDAD DE MÉXICO	COAHUATEPEC	149	84	-44%	142	132	-7%	291	216	-26%	1%
CIUDAD DE MÉXICO	COYOACAN	140	89	-36%	208	107	-49%	348	196	-44%	1%
JALISCO	TLAJOMULCO DE ZUÑIGA	149	124	-17%	101	69	-32%	250	193	-23%	1%
CIUDAD DE MÉXICO	AZCAPOTZALCO	156	92	-41%	105	98	-7%	261	190	-27%	1%
CIUDAD DE MÉXICO	TLALPAN	154	81	-47%	159	109	-31%	313	190	-39%	1%
CHIHUAHUA	CHIHUAHUA	71	66	-7%	185	121	-35%	256	187	-27%	1%
QUINTANA ROO	BENITO JUAREZ	67	65	-3%	155	120	-23%	222	185	-17%	1%
CHIHUAHUA	JUAREZ	68	42	-38%	168	136	-19%	236	178	-25%	1%
GUANAJUATO	SALAMANCA	190	148	-22%	33	24	-27%	223	172	-23%	1%
CIUDAD DE MÉXICO	ALVARO OBREGON	92	57	-38%	125	101	-19%	217	158	-27%	1%
MEXICO	ZUMPANGO	90	116	29%	33	32	-3%	123	148	20%	0%
GUANAJUATO	IRAPUATO	70	108	54%	51	38	-25%	121	146	21%	0%
MEXICO	ATIZAPAN	90	69	-23%	69	74	7%	159	143	-10%	0%
TABASCO	CENTRO	166	88	-47%	88	54	-39%	254	142	-44%	0%
NUEVO LEON	APODACA	74	67	-9%	109	73	-33%	183	140	-23%	0%
BAJA CALIFORNIA	MEXICALI	38	47	24%	112	92	-18%	150	139	-7%	0%
GUERRERO	ACAPULCO DE JUAREZ	135	103	-24%	35	33	-6%	170	136	-20%	0%
TAMAULIPAS	REYNOSA	109	92	-16%	26	43	65%	135	135	0%	0%
MEXICO	PAZ LA	229	97	-58%	62	34	-45%	291	131	-55%	0%
MEXICO	NICOLAS ROMERO	48	42	-13%	90	87	-3%	138	129	-7%	0%
VERACRUZ	COATZACOALCOS	82	81	-1%	57	47	-18%	139	128	-8%	0%
CIUDAD DE MÉXICO	IZTACALCO	74	63	-15%	79	64	-19%	153	127	-17%	0%
CIUDAD DE MÉXICO	MIGUEL HIDALGO	71	62	-13%	103	60	-42%	174	122	-30%	0%
CIUDAD DE MÉXICO	XOCHIMILCO	47	55	17%	102	67	-34%	149	122	-18%	0%
CIUDAD DE MÉXICO	VENUSTIANO CARRANZA	98	59	-40%	102	62	-39%	200	121	-40%	0%
MEXICO	IXTAPALUCA	99	76	-23%	53	40	-25%	152	116	-24%	0%
SINALOA	MAZATLAN	63	60	-5%	54	56	4%	117	116	-1%	0%
NUEVO LEON	GUADALUPE	59	40	-32%	70	70	0%	129	110	-15%	0%
SONORA	HERMOSILLO	38	33	-13%	77	73	-5%	115	106	-8%	0%
PUEBLA	SAN MARTIN TEXMELUCAN	66	79	20%	23	25	9%	89	104	17%	0%

MORELOS	JIUTEPEC	53	71	34%	31	31	0%	84	102	21%	0%
MEXICO	TEXCOCO	60	70	17%	48	29	-40%	108	99	-8%	0%
MEXICO	TULTEPEC	83	50	-40%	54	49	-9%	137	99	-28%	0%
VERACRUZ	CORDOBA	83	75	-10%	33	23	-30%	116	98	-16%	0%
CIUDAD DE MÉXICO	TLAHUAC	37	42	14%	54	54	0%	91	96	5%	0%
HIDALGO	PACHUCA DE SOTO	55	46	-16%	62	47	-24%	117	93	-21%	0%
MICHOACAN	ZAMORA	67	69	3%	26	20	-23%	93	89	-4%	0%
NUEVO LEON	SAN NICOLAS DE LOS GARZA	50	37	-26%	75	52	-31%	125	89	-29%	0%
MEXICO	METEPEC	35	36	3%	27	52	93%	62	88	42%	0%
VERACRUZ	XALAPA	59	35	-41%	55	53	-4%	114	88	-23%	0%
MEXICO	VALLE DE CHALCO SOLIDARIDAD	36	70	94%	18	17	-6%	54	87	61%	0%
MICHOACAN	LAZARO CARDENAS	38	51	34%	35	31	-11%	73	82	12%	0%
CHIAPAS	TUXTLA GUTIERREZ	37	41	11%	54	39	-28%	91	80	-12%	0%
CIUDAD DE MÉXICO	MAGDALENA CONTRERAS LA	32	53	66%	43	26	-40%	75	79	5%	0%
QUINTANA ROO	SOLIDARIDAD	12	25	108%	40	54	35%	52	79	52%	0%
QUERETARO	SAN JUAN DEL RIO	41	50	22%	31	27	-13%	72	77	7%	0%
TABASCO	VILLAHERMOSA	65	49	-25%	44	26	-41%	109	75	-31%	0%
GUANAJUATO	SILAO	52	62	19%	31	12	-61%	83	74	-11%	0%
COAHUILA	TORREON	51	29	-43%	45	40	-11%	96	69	-28%	0%
DURANGO	DURANGO	24	41	71%	19	28	47%	43	69	60%	0%
OAXACA	OAXACA DE JUAREZ	35	31	-11%	50	35	-30%	85	66	-22%	0%
JALISCO	SALTO EL	33	43	30%	23	21	-9%	56	64	14%	0%
MEXICO	HUEHUETOCA	32	45	41%	24	19	-21%	56	64	14%	0%
GUANAJUATO	VILLAGRAN	43	50	16%	11	13	18%	54	63	17%	0%
JALISCO	PUERTO VALLARTA	12	17	42%	39	46	18%	51	63	24%	0%
HIDALGO	TIZAYUCA	36	39	8%	13	22	69%	49	61	24%	0%
PUEBLA	TECAMACHALCO	77	52	-32%	14	6	-57%	91	58	-36%	0%
GUERRERO	CHILPANCIÑO DE LOS BRAVO	46	49	7%	11	7	-36%	57	56	-2%	0%
MEXICO	ACOLMAN	58	41	-29%	22	15	-32%	80	56	-30%	0%
VERACRUZ	BOCA DEL RIO	30	16	-47%	25	39	56%	55	55	0%	0%
MEXICO	TEPOTZOTLAN	57	33	-42%	27	21	-22%	84	54	-36%	0%
MICHOACAN	APATZINGAN	61	48	-21%	21	6	-71%	82	54	-34%	0%
HIDALGO	TULA DE ALLENDE	33	23	-30%	29	28	-3%	62	51	-18%	0%
BAJA CALIFORNIA	ENSENADA	14	8	-43%	58	42	-28%	72	50	-31%	0%
NUEVO LEON	GENERAL ESCOBEDO	23	18	-22%	34	32	-6%	57	50	-12%	0%
SONORA	CAJEME	31	19	-39%	41	31	-24%	72	50	-31%	0%
TLAXCALA	TLAXCALA	29	34	17%	21	16	-24%	50	50	0%	0%
GUANAJUATO	APASEO EL GRANDE	50	43	-14%	18	6	-67%	68	49	-28%	0%
DESCONOCIDO	DESCONOCIDO	6	32	433%		16	100%	6	48	700%	0%
GUANAJUATO	CORTAZAR	67	40	-40%	14	8	-43%	81	48	-41%	0%
MEXICO	CHICOLOAPAN	29	26	-10%	25	22	-12%	54	48	-11%	0%
MEXICO	LERMA	17	22	29%	12	25	108%	29	47	62%	0%
PUEBLA	TEHUACAN	47	25	-47%	15	22	47%	62	47	-24%	0%
QUERETARO	MARQUES EL	22	32	45%	15	15	0%	37	47	27%	0%
COAHUILA	SALTILLO	27	12	-56%	55	34	-38%	82	46	-44%	0%
MEXICO	DESCONOCIDO	2	31	1450%	5	14	180%	7	45	543%	0%
MEXICO	NEXTLALPAN	16	35	119%	10	10	0%	26	45	73%	0%
CIUDAD DE MÉXICO	CUAJIMALPA DE MORELOS	27	26	-4%	18	18	0%	45	44	-2%	0%
NUEVO LEON	GARCIA	12	16	33%	18	28	56%	30	44	47%	0%
YUCATAN	MERIDA	15	20	33%	55	24	-56%	70	44	-37%	0%
MEXICO	HUIXQUILUCAN	39	25	-36%	36	18	-50%	75	43	-43%	0%
QUERETARO	CORREGIDORA	24	16	-33%	22	25	14%	46	41	-11%	0%
GUANAJUATO	GUANAJUATO	41	23	-44%	22	16	-27%	63	39	-38%	0%
PUEBLA	CUAUTLACINGO	39	29	-26%	10	10	0%	49	39	-20%	0%
TABASCO	CARDENAS	121	35	-71%	34	4	-88%	155	39	-75%	0%
GUANAJUATO	SAN MIGUEL DE ALLENDE	13	26	100%	11	12	9%	24	38	58%	0%
MEXICO	TEOLOYUCAN	19	25	32%	13	13	0%	32	38	19%	0%
NAYARIT	TEPIC	17	22	29%	17	16	-6%	34	38	12%	0%
NUEVO LEON	SANTA CATARINA	12	13	8%	32	25	-22%	44	38	-14%	0%
COLIMA	MANZANILLO	16	21	31%	26	16	-38%	42	37	-12%	0%
SAN LUIS POTOSI	SOLEDAD DE GRACIANO SANCHEZ	23	16	-30%	40	21	-48%	63	37	-41%	0%
JALISCO	LAGOS DE MORENO	61	26	-57%	20	9	-55%	81	35	-57%	0%
PUEBLA	SAN PEDRO CHOLULA	28	21	-25%	10	14	40%	38	35	-8%	0%
VERACRUZ	POZA RICA DE HIDALGO	21	15	-29%	15	20	33%	36	35	-3%	0%
JALISCO	TEPATITLAN DE MORELOS	32	17	-47%	17	17	0%	49	34	-31%	0%
MORELOS	CUAUTLA	34	20	-41%	23	14	-39%	57	34	-40%	0%
VERACRUZ	ACAYUCAN	35	31	-11%	6	3	-50%	41	34	-17%	0%
VERACRUZ	ORIZABA	22	20	-9%	13	14	8%	35	34	-3%	0%
COLIMA	COLIMA	10	11	10%	21	22	5%	31	33	6%	0%
TAMAULIPAS	TAMPICO	13	15	15%	21	18	-14%	34	33	-3%	0%
PUEBLA	SAN ANDRES CHOLULA	38	26	-32%	12	6	-50%	50	32	-36%	0%
ZACATECAS	ZACATECAS	22	20	-9%	5	12	140%	27	32	19%	0%
TAMAULIPAS	NUEVO LAREDO	26	18	-31%	19	13	-32%	45	31	-31%	0%
VERACRUZ	TIERRA BLANCA	12	23	92%	12	8	-33%	24	31	29%	0%
NUEVO LEON	CADEREYTA JIMENEZ	22	17	-23%	15	13	-13%	37	30	-19%	0%
PUEBLA	AMOZOC	39	27	-31%	13	3	-77%	52	30	-42%	0%

VERACRUZ	COSAMALOAPAN DE CARPIO	6	25	317%	1	5	400%	7	30	329%	0%
GUERRERO	ZIHUATANEJO DE AZUETA	30	26	-13%	4	3	-25%	34	29	-15%	0%
MEXICO	ZINACANTEPEC	9	18	100%	9	11	22%	18	29	61%	0%
MORELOS	XOCHITEPEC	16	26	63%	3	3	0%	19	29	53%	0%
SINALOA	AHOME	33	14	-58%	24	15	-38%	57	29	-49%	0%
ZACATECAS	FRESNILLO	7	23	229%	3	6	100%	10	29	190%	0%
DURANGO	GOMEZ PALACIO	19	17	-11%	24	11	-54%	43	28	-35%	0%
HIDALGO	TULANCINGO DE BRAVO	34	15	-56%	16	13	-19%	50	28	-44%	0%
MORELOS	EMILIANO ZAPATA	15	20	33%	10	8	-20%	25	28	12%	0%
MORELOS	TEMIXCO	32	22	-31%	13	6	-54%	45	28	-38%	0%
SONORA	NOGALES	2	11	450%	17	17	0%	19	28	47%	0%
TABASCO	COMALCALCO	46	18	-61%	21	10	-52%	67	28	-58%	0%
PUEBLA	ATLIXCO	20	20	0%	10	7	-30%	30	27	-10%	0%
TLAXCALA	APIZACO	20	17	-15%	9	10	11%	29	27	-7%	0%
VERACRUZ	MINATITLAN	49	20	-59%	18	7	-61%	67	27	-60%	0%
GUANAJUATO	APASEO EL ALTO	34	24	-29%	6	2	-67%	40	26	-35%	0%
GUANAJUATO	SAN LUIS DE LA PAZ	8	14	75%	2	12	500%	10	26	160%	0%
GUANAJUATO	SANTA CRUZ DE JUVENTINO ROSAS	22	25	14%	8	1	-88%	30	26	-13%	0%
GUANAJUATO	SALVATIERRA	33	16	-52%	7	9	29%	40	25	-38%	0%
JALISCO	ZAPOTLANEJO	13	22	69%	3	3	0%	16	25	56%	0%
TABASCO	NACAJUCA	12	12	0%	8	13	63%	20	25	25%	0%
TABASCO	CUNDUACAN	25	20	-20%	6	4	-33%	31	24	-23%	0%
JALISCO	OCOTLAN	7	19	171%	15	4	-73%	22	23	5%	0%
NUEVO LEON	JUAREZ	18	8	-56%	28	15	-46%	46	23	-50%	0%
TABASCO	HUIMANGUILLO	31	14	-55%	15	9	-40%	46	23	-50%	0%
MICHOACAN	MUGICA	12	18	50%	2	4	100%	14	22	57%	0%
PUEBLA	CORONANGO	22	15	-32%	7	7	0%	29	22	-24%	0%
PUEBLA	ESPERANZA	36	17	-53%	1	5	400%	37	22	-41%	0%
TLAXCALA	CALPULALPAN	16	18	13%	4	4	0%	20	22	10%	0%
BAJA CALIFORNIA	PLAYAS DE ROSARITO	9	5	-44%	8	16	100%	17	21	24%	0%
MEXICO	TEOTIHUACAN	20	18	-10%	6	3	-50%	26	21	-19%	0%
CAMPECHE	CAMPECHE	13	13	0%	7	7	0%	20	20	0%	0%
GUERRERO	IGUALA DE LA INDEPENDENCIA	18	15	-17%	4	5	25%	22	20	-9%	0%
MEXICO	AMECAMECA	8	11	38%	3	9	200%	11	20	82%	0%
MEXICO	JILOTEPEC	29	14	-52%	5	6	20%	34	20	-41%	0%
MICHOACAN	JACONA	17	19	12%	3	1	-67%	20	20	0%	0%
MORELOS	YAUTEPEC	9	11	22%	8	9	13%	17	20	18%	0%
TAMAULIPAS	MATAMOROS	14	14	0%	5	6	20%	19	20	5%	0%
BAJA CALIFORNIA SUR	PAZ LA	4	5	25%	20	14	-30%	24	19	-21%	0%
CHIAPAS	SAN CRISTOBAL DE LAS CASAS	4	14	250%	6	5	-17%	10	19	90%	0%
JALISCO	TALA	6	13	117%	3	6	100%	9	19	111%	0%
ZACATECAS	CONCEPCION DEL ORO	1	13	1200%		6	100%	1	19	1800%	0%
MEXICO	JALTENCO	8	9	13%	3	9	200%	11	18	64%	0%
PUEBLA	ACATZINGO	4	15	275%	2	3	50%	6	18	200%	0%
QUINTANA ROO	TULUM	1	8	700%	3	10	233%	4	18	350%	0%
CIUDAD DE MEXICO	MILPA ALTA	2	10	400%	4	7	75%	6	17	183%	0%
GUANAJUATO	SAN JOSE ITURBIDE	11	16	45%	8	1	-88%	19	17	-11%	0%
JALISCO	ARANDAS	5	2	-60%	9	15	67%	14	17	21%	0%
MEXICO	TEZOYUCA	13	9	-31%	2	8	300%	15	17	13%	0%
PUEBLA	TEPEACA	25	9	-64%	3	8	167%	28	17	-39%	0%
SAN LUIS POTOSI	MATEHUALA	2	13	550%	2	4	100%	4	17	325%	0%
SINALOA	GUASAVE	17	14	-18%	2	3	50%	19	17	-11%	0%
VERACRUZ	COSOLEACAQUE	33	11	-67%	6	6	0%	39	17	-56%	0%
VERACRUZ	FORTIN	11	15	36%	7	2	-71%	18	17	-6%	0%
CHIHUAHUA	CUAUHTEMOC	4	9	125%	5	7	40%	9	16	78%	0%
COAHUILA	RAMOS ARIZPE	8	11	38%	6	5	-17%	14	16	14%	0%
GUANAJUATO	JARAL DEL PROGRESO	2	14	600%	1	2	100%	3	16	433%	0%
HIDALGO	MINERAL DE LA REFORMA	7	9	29%	7	7	0%	14	16	14%	0%
JALISCO	IXTLAHUACAN DE LOS MEMBRILLOS	1	11	1000%	2	5	150%	3	16	433%	0%
MEXICO	SAN MATEO ATENCO	7	9	29%	5	7	40%	12	16	33%	0%
MICHOACAN	PIEDAD LA	21	10	-52%	4	6	50%	25	16	-36%	0%
NAYARIT	BAHIA DE BANDERAS	9	10	11%	18	6	-67%	27	16	-41%	0%
NUEVO LEON	PESQUERIA	3	8	167%	17	8	-53%	20	16	-20%	0%
SINALOA	ROSARIO	1	16	1500%	1		-100%	2	16	700%	0%
TABASCO	MACUSPANA	14	13	-7%	14	3	-79%	28	16	-43%	0%
VERACRUZ	TUXPAN	5	8	60%	10	8	-20%	15	16	7%	0%
HIDALGO	TEPEJI DEL RIO DE OCAMPO	22	12	-45%	2	3	50%	24	15	-38%	0%
JALISCO	SAN JUAN DE LOS LAGOS	19	13	-32%	6	2	-67%	25	15	-40%	0%
MEXICO	ATLACOMULCO	11	11	0%	20	4	-80%	31	15	-52%	0%
MEXICO	TLALMANALCO	2	6	200%	1	9	800%	3	15	400%	0%
TABASCO	PARAISO	14	6	-57%	10	9	-10%	24	15	-38%	0%
VERACRUZ	COTAXTLA	4	7	75%	2	8	300%	6	15	150%	0%
CAMPECHE	CARMEN	4	4	0%	19	10	-47%	23	14	-39%	0%
GUANAJUATO	ACAMBARO	7	8	14%	11	6	-45%	18	14	-22%	0%
GUANAJUATO	DOLORES HIDALGO	5	10	100%	4	4	0%	9	14	56%	0%
GUANAJUATO	SAN FRANCISCO DEL RINCON	8	10	25%	6	4	-33%	14	14	0%	0%

MICHOACAN	PATZCUARO	12	9	-25%	5	5	0%	17	14	-18%	0%
NUEVO LEON	MONTEMORELOS	5	3	-40%	3	11	267%	8	14	75%	0%
SINALOA	ANGOSTURA	3	13	333%	1	1	0%	4	14	250%	0%
VERACRUZ	CUITLAHUAC	4	14	250%	1	1	-100%	5	14	180%	0%
CHIAPAS	PALENQUE	14	10	-29%	2	3	50%	16	13	-19%	0%
COLIMA	VILLA DE ALVAREZ	3	5	67%	6	8	33%	9	13	44%	0%
HIDALGO	TEPEAPULCO	3	12	300%	2	1	-50%	5	13	160%	0%
JALISCO	ENCARNACION DE DIAZ	17	7	-59%	6	6	0%	23	13	-43%	0%
MEXICO	MELCHOR OCAMPO	19	6	-68%	9	7	-22%	28	13	-54%	0%
MICHOACAN	TANGANCICUARO	4	12	200%	3	1	-67%	7	13	86%	0%
MORELOS	HUITZILAC	18	11	-39%	1	2	100%	19	13	-32%	0%
NUEVO LEON	SAN PEDRO GARZA GARCIA	11	5	-55%	11	8	-27%	22	13	-41%	0%
SONORA	GUAYMAS	10	11	10%	5	2	-60%	15	13	-13%	0%
TAMAULIPAS	RIO BRAVO	11	7	-36%	1	6	500%	12	13	8%	0%
TLAXCALA	CHIAUTEMPAN	4	8	100%	1	5	400%	5	13	160%	0%
VERACRUZ	RIO BLANCO	14	10	-29%	4	3	-25%	18	13	-28%	0%
BAJA CALIFORNIA	TECATE	5	4	-20%	12	8	-33%	17	12	-29%	0%
CHIAPAS	REFORMA	8	6	-25%	6	6	0%	14	12	-14%	0%
COAHUILA	PIEDRAS NEGRAS	1	5	400%	2	7	250%	3	12	300%	0%
COLIMA	TECOMAN	3	3	0%	2	9	350%	5	12	140%	0%
GUANAJUATO	VALLE DE SANTIAGO	15	8	-47%	5	4	-20%	20	12	-40%	0%
MEXICO	OTUMBA	11	8	-27%	7	4	-43%	18	12	-33%	0%
NUEVO LEON	ALLENDE	20	8	-60%	17	4	-76%	37	12	-68%	0%
SINALOA	SALVADOR ALVARADO	4	10	150%	1	2	100%	4	12	200%	0%
VERACRUZ	COATEPEC	6	10	67%	5	2	-60%	11	12	9%	0%
VERACRUZ	MEDELLIN	13	6	-54%	7	6	-14%	20	12	-40%	0%
VERACRUZ	PEROTE	11	7	-36%	6	5	-17%	17	12	-29%	0%
JALISCO	JOCOTEPEC	2	6	200%	1	5	100%	2	11	450%	0%
JALISCO	TEQUILA	3	5	67%	1	6	500%	4	11	175%	0%
MEXICO	ALMOLOYA DE JUAREZ	4	6	50%	5	5	0%	9	11	22%	0%
MEXICO	TIANGUISTENCO	3	5	67%	2	6	200%	5	11	120%	0%
MICHOACAN	HIDALGO	5	9	80%	2	2	0%	7	11	57%	0%
MICHOACAN	ZACAPU	3	9	200%	2	2	100%	3	11	267%	0%
NUEVO LEON	CIENEGA DE FLORES	8	7	-13%	4	4	0%	12	11	-8%	0%
PUEBLA	CHIGNAHUAPAN	5	9	80%	3	2	-33%	8	11	38%	0%
PUEBLA	IZUCAR DE MATAMOROS	10	7	-30%	6	4	-33%	16	11	-31%	0%
PUEBLA	PALMAR DE BRAVO	14	11	-21%	1	1	-100%	15	11	-27%	0%
SONORA	SAN LUIS RIO COLORADO	2	7	250%	5	4	-20%	7	11	57%	0%
VERACRUZ	IXTACZOQUITLAN	17	8	-53%	1	3	100%	17	11	-35%	0%
AGUASCALIENTES	JESUS MARIA	2	6	200%	2	4	100%	4	10	150%	0%
CHIHUAHUA	DELICIAS	5	2	-60%	12	8	-33%	17	10	-41%	0%
COAHUILA	MONCLOVA	10	3	-70%	12	7	-42%	22	10	-55%	0%
GUANAJUATO	PENJAMO	5	8	60%	2	2	0%	7	10	43%	0%
HIDALGO	ATITALAQUIA	5	2	-60%	4	8	100%	9	10	11%	0%
JALISCO	BARCA LA	8	7	-13%	2	3	50%	10	10	0%	0%
MICHOACAN	CHILCHOTA	4	9	125%	1	1	0%	5	10	100%	0%
MICHOACAN	ZITACUARO	11	7	-36%	3	3	0%	14	10	-29%	0%
OAXACA	SANTA CRUZ XOXCOTLAN	4	4	0%	11	6	-45%	15	10	-33%	0%
PUEBLA	CHALCHICOMULA DE SESMA	6	8	33%	3	2	-33%	9	10	11%	0%
PUEBLA	HUAUCHINANGO	17	5	-71%	9	5	-44%	26	10	-62%	0%
PUEBLA	HUEJOTZINGO	39	8	-79%	11	2	-82%	50	10	-80%	0%
SAN LUIS POTOSI	CARDENAS	1	7	600%	1	3	100%	1	10	900%	0%
SAN LUIS POTOSI	CIUDAD VALLES	1	3	200%	3	7	133%	4	10	150%	0%
SAN LUIS POTOSI	VILLA DE ARRIAGA	5	9	80%	1	1	100%	5	10	100%	0%
SINALOA	NAVOLATO	14	6	-57%	3	4	33%	17	10	-41%	0%
TAMAULIPAS	CIUDAD MADERO	8	3	-63%	9	7	-22%	17	10	-41%	0%
TAMAULIPAS	VICTORIA	9	4	-56%	14	6	-57%	23	10	-57%	0%
VERACRUZ	EMILIANO ZAPATA	9	7	-22%	5	3	-40%	14	10	-29%	0%
BAJA CALIFORNIA SUR	CABOS LOS	4	1	-75%	7	8	14%	11	9	-18%	0%
CIUDAD DE MÉXICO	DESCONOCIDO	2	4	100%	2	5	150%	4	9	125%	0%
COAHUILA	PARRAS	1	7	-100%	1	9	800%	2	9	350%	0%
GUANAJUATO	TARIMORO	10	7	-30%	2	2	0%	12	9	-25%	0%
GUANAJUATO	YURIRIA	12	8	-33%	3	1	-67%	15	9	-40%	0%
HIDALGO	APAN	5	6	20%	4	3	-25%	9	9	0%	0%
MEXICO	APAXCO	10	5	-50%	1	4	300%	11	9	-18%	0%
MEXICO	ATENCO	8	7	-13%	1	2	100%	9	9	0%	0%
MEXICO	COYOTEPEC	14	5	-64%	2	4	100%	16	9	-44%	0%
MICHOACAN	ZINAPECUARO	12	7	-42%	4	2	-50%	16	9	-44%	0%
NUEVO LEON	SANTIAGO	7	3	-57%	19	6	-68%	26	9	-65%	0%
PUEBLA	QUECHOLAC	3	8	167%	1	1	0%	4	9	125%	0%
PUEBLA	ZACATLAN	8	6	-25%	3	3	0%	11	9	-18%	0%
QUERETARO	PEDRO ESCOBEDO	3	5	67%	4	4	0%	7	9	29%	0%
QUINTANA ROO	OTHON P. BLANCO	4	2	-50%	13	7	-46%	17	9	-47%	0%
TABASCO	TEAPA	1	3	200%	1	6	500%	2	9	350%	0%
TAMAULIPAS	ALTAMIRA	27	3	-89%	18	6	-67%	45	9	-80%	0%
VERACRUZ	ALVARADO	3	2	-33%	1	7	600%	4	9	125%	0%

VERACRUZ	TEMPACHE	10	8	-20%		1	100%	10	9	-10%	0%	
CHIAPAS	TAPACHULA	6	3	-50%		12	5	-58%	18	8	-56%	0%
CHIHUAHUA	HIDALGO DEL PARRAL	4	5	25%		2	3	50%	6	8	33%	0%
JALISCO	ARENAL EL	5	8	60%				100%	5	8	60%	0%
MEXICO	IXTLAHUACA	5	2	-60%		3	6	100%	8	8	0%	0%
MEXICO	JUCHITEPEC	2	5	150%			3	100%	2	8	300%	0%
MEXICO	TEMASCALAPA	3	2	-33%		1	6	500%	4	8	100%	0%
MEXICO	VILLA GUERRERO	3	7	133%		2	1	-50%	5	8	60%	0%
MICHOACAN	TARIMBARO	4	5	25%		6	3	-50%	10	8	-20%	0%
MORELOS	JOJUTLA	8	4	-50%		6	4	-33%	14	8	-43%	0%
MORELOS	TEPOZTLAN	6	2	-67%		1	6	500%	7	8	14%	0%
OAXACA	JUCHITAN DE ZARAGOZA	4	4	0%		9	4	-56%	13	8	-38%	0%
VERACRUZ	PAPANTLA	6	5	-17%		5	3	-40%	11	8	-27%	0%
BAJA CALIFORNIA SUR	LOS CABOS	4	4	0%		9	3	-67%	13	7	-46%	0%
CHIAPAS	OCOZOCOAUTLA DE ESPINOSA	3	4	33%		6	3	-50%	9	7	-22%	0%
COAHUILA	FRONTERA		1	100%			6	100%	0	7	100%	0%
GUANAJUATO	ABASOLO	7	6	-14%		3	1	-67%	10	7	-30%	0%
GUERRERO	COYUCA DE CATALAN	8	6	-25%			1	100%	8	7	-13%	0%
HIDALGO	ATOTONILCO DE TULA	11	5	-55%		10	2	-80%	21	7	-67%	0%
HIDALGO	HUICHAPAN	2	7	250%				100%	2	7	250%	0%
HIDALGO	IXMIQUILPAN		4	100%		3	3	0%	3	7	133%	0%
JALISCO	ACATLAN DE JUAREZ	2	5	150%		2	2	0%	4	7	75%	0%
JALISCO	CHAPALA	4	2	-50%		2	5	150%	6	7	17%	0%
JALISCO	ZAPOTLAN EL GRANDE	5	2	-60%		3	5	67%	8	7	-13%	0%
MEXICO	OCOYOACAC	6	4	-33%		2	3	50%	8	7	-13%	0%
MEXICO	TEPETLAXOCTOC		7	100%				100%	0	7	100%	0%
MEXICO	VALLE DE BRAVO	9	7	-22%		6		-100%	15	7	-53%	0%
MICHOACAN	GABRIEL ZAMORA	4	5	25%		1	2	100%	5	7	40%	0%
MICHOACAN	MARAVATIO	3	2	-33%		1	5	400%	4	7	75%	0%
MICHOACAN	SAHUAYO	4	3	-25%		1	4	300%	5	7	40%	0%
MORELOS	TLALTIZAPAN		7	100%		2		-100%	2	7	250%	0%
OAXACA	SAN JUAN BAUTISTA TUXTEPEC	20	7	-65%		7		-100%	27	7	-74%	0%
OAXACA	SANTA LUCIA DEL CAMINO	3	4	33%		1	3	200%	4	7	75%	0%
QUERETARO	CADEREYTA DE MONTES	1	5	400%		1	2	100%	2	7	250%	0%
QUINTANA ROO	COZUMEL	1	3	200%		6	4	-33%	7	7	0%	0%
SINALOA	ELOTA	11	6	-45%			1	100%	11	7	-36%	0%
SINALOA	MOCORITO	2	6	200%			1	100%	2	7	250%	0%
SONORA	NAVOJOA	4		-100%		8	7	-13%	12	7	-42%	0%
TABASCO	EMILIANO ZAPATA	7	5	-29%		1	2	100%	8	7	-13%	0%
VERACRUZ	ALTO LUCERO DE GUTIERREZ BARRI	1	6	500%			1	100%	1	7	600%	0%
VERACRUZ	AMATLAN DE LOS REYES	8	7	-13%		8		-100%	16	7	-56%	0%
VERACRUZ	SAYULA DE ALEMAN	4	6	50%			1	100%	4	7	75%	0%
ZACATECAS	GUADALUPE	5	6	20%		5	1	-80%	10	7	-30%	0%
CHIAPAS	BERRIOZABAL	1	2	100%		2	4	100%	3	6	100%	0%
CHIAPAS	COMITAN DE DOMINGUEZ	6	4	-33%		1	2	100%	7	6	-14%	0%
GUANAJUATO	SAN FELIPE	7	4	-43%		5	2	-60%	12	6	-50%	0%
GUERRERO	TAXCO DE ALARCON	16	3	-81%		4	3	-25%	20	6	-70%	0%
GUERRERO	UNION DE ISIDRO MONTES DE OCA	4	5	25%			1	100%	4	6	50%	0%
HIDALGO	ACTOPAN	3	1	-67%		1	5	400%	4	6	50%	0%
JALISCO	ACATIC		4	100%		1	2	100%	1	6	500%	0%
JALISCO	ATOTONILCO EL ALTO		4	100%		7	2	-71%	7	6	-14%	0%
JALISCO	JAMAY	1	6	500%				100%	1	6	500%	0%
MEXICO	AXAPUSCO	2	6	200%				100%	2	6	200%	0%
MEXICO	SOYANIKUILPAN DE JUAREZ	4	5	25%		1	1	0%	5	6	20%	0%
MEXICO	TEQUIXQUIAC	8	5	-38%		6	1	-83%	14	6	-57%	0%
MEXICO	TONANITLA	11	5	-55%		2	1	-50%	13	6	-54%	0%
MICHOACAN	CUITZEO	1	5	400%		1	1	0%	2	6	200%	0%
MICHOACAN	DESCONOCIDO	1	6	500%				100%	1	6	500%	0%
MICHOACAN	PARACHO	6	6	0%		3		-100%	9	6	-33%	0%
MICHOACAN	REYES LOS	6	5	-17%		6	1	-83%	12	6	-50%	0%
MICHOACAN	SALVADOR ESCALANTE	1	3	200%		3	3	0%	4	6	50%	0%
MICHOACAN	TINGUINDIN	5	5	100%			1	100%	0	6	100%	0%
MORELOS	PUENTE DE IXTLA	4	2	-50%		2	4	100%	6	6	0%	0%
NUEVO LEON	GENERAL ZUAZUA	2	2	0%		7	4	-43%	9	6	-33%	0%
NUEVO LEON	LINARES		5	100%		1	1	0%	1	6	500%	0%
NUEVO LEON	SALINAS VICTORIA	5	3	-40%		6	3	-50%	11	6	-45%	0%
OAXACA	SAN BARTOLO COYOTEPEC	2	4	100%		2	2	0%	4	6	50%	0%
PUEBLA	TOCHTEPEC	5	5	0%		1	1	0%	6	6	0%	0%
SONORA	YECORA	5	5	0%		1	1	0%	6	6	0%	0%
TLAXCALA	HUAMANTLA	14	4	-71%		4	2	-50%	18	6	-67%	0%
TLAXCALA	IXTACUIXTLA DE MARIANO MATAM	4	2	-50%		1	4	300%	5	6	20%	0%
TLAXCALA	SAN PABLO DEL MONTE	5	4	-20%		4	2	-50%	9	6	-33%	0%
TLAXCALA	XALOZTOC	2	3	50%			3	100%	2	6	200%	0%
TLAXCALA	ZACATELCO	4	2	-50%		1	4	300%	5	6	20%	0%
VERACRUZ	OLUTA	2	5	150%		2	1	-50%	4	6	50%	0%
VERACRUZ	TRES VALLES	9	4	-56%		1	2	100%	10	6	-40%	0%

VERACRUZ	VEGA DE ALATORRE	3	5	67%	3	1	-67%	6	6	0%	0%
ZACATECAS	SOMBRERETE	4	5	25%	1	1	0%	5	6	20%	0%
CHIAPAS	CHIAPA DE CORZO	3	4	33%	5	1	-80%	8	5	-38%	0%
CHIAPAS	OCOSINGO	6	4	-33%	1	1	0%	7	5	-29%	0%
GUANAJUATO	COMONFORT	7	5	-29%			100%	7	5	-29%	0%
GUANAJUATO	MORLEON	5	2	-60%	3	3	0%	8	5	-38%	0%
GUANAJUATO	URIANGATO	8	4	-50%	3	1	-67%	11	5	-55%	0%
GUERRERO	ATOYAC DE ALVAREZ	1	5	400%	3		-100%	4	5	25%	0%
HIDALGO	SANTIAGO TULANTEPEC DE LUGO G		2	100%	4	3	-25%	4	5	25%	0%
JALISCO	AHUALULCO DE MERCADO	1	2	100%		3	100%	1	5	400%	0%
JALISCO	OJUELOS DE JALISCO	1	4	300%		1	100%	1	5	400%	0%
MEXICO	ACULCO	15	4	-73%		1	100%	15	5	-67%	0%
MEXICO	COCOTITLAN	4	3	-25%	1	2	100%	5	5	0%	0%
MEXICO	JOCOTITLAN	1	1	0%		4	100%	1	5	400%	0%
MEXICO	SAN MARTIN DE LAS PIRAMIDES	4	2	-50%	1	3	200%	5	5	0%	0%
MEXICO	VILLA VICTORIA		4	100%		1	100%	0	5	100%	0%
NUEVO LEON	GALEANA	2	3	50%	1	2	100%	3	5	67%	0%
OAXACA	HUAJUAPAM DE LEON	8	4	-50%	3	1	-67%	11	5	-55%	0%
OAXACA	SAN JACINTO AMILPAS	1	3	200%	3	2	-33%	4	5	25%	0%
PUEBLA	ACAJETE	13	3	-77%	4	2	-50%	17	5	-71%	0%
PUEBLA	SAN SALVADOR HUIXCOLOTLA	2	4	100%		1	100%	2	5	150%	0%
PUEBLA	TLAHUAPAN	6	4	-33%	3	1	-67%	9	5	-44%	0%
QUERETARO	COLON	10	4	-60%	4	1	-75%	14	5	-64%	0%
QUERETARO	HUIMILPAN	3	3	0%		2	100%	3	5	67%	0%
QUERETARO	TEQUISQUIAPAN	3	3	0%	5	2	-60%	8	5	-38%	0%
QUINTANA ROO	DESCONOCIDO	4	3	-25%	5	2	-60%	9	5	-44%	0%
SINALOA	SINALOA	6	5	-17%			100%	6	5	-17%	0%
SONORA	DESCONOCIDO	2	3	50%	3	2	-33%	5	5	0%	0%
SONORA	HUATABAMPO	2	4	100%		1	100%	2	5	150%	0%
TLAXCALA	XICOHTZINCO		3	100%		2	100%	0	5	100%	0%
VERACRUZ	AGUA DULCE	5	4	-20%	1	1	0%	6	5	-17%	0%
VERACRUZ	CHOAPAS LAS	12	3	-75%	2	2	0%	14	5	-64%	0%
VERACRUZ	PANUCO	3	3	0%		2	100%	3	5	67%	0%
VERACRUZ	TIHUATLAN	9	4	-56%	3	1	-67%	12	5	-58%	0%
ZACATECAS	JEREZ	1	3	200%		2	100%	1	5	400%	0%
ZACATECAS	MAZAPIL		3	100%		2	100%	0	5	100%	0%
ZACATECAS	VILLA DE COS	1	5	400%			100%	1	5	400%	0%
CHIAPAS	ARRIAGA	2	4	100%	1		-100%	3	4	33%	0%
CHIHUAHUA	CAMARGO	2	2	0%	1	2	100%	3	4	33%	0%
CHIHUAHUA	SANTA ISABEL	1	4	300%			100%	1	4	300%	0%
COAHUILA	ARTEAGA	4	4	0%	3		-100%	7	4	-43%	0%
DURANGO	MAPIMI	1	4	300%			100%	1	4	300%	0%
GUANAJUATO	MANUEL DOBLADO	1	4	300%			100%	1	4	300%	0%
GUERRERO	CHILAPA DE ALVAREZ	1	3	200%		1	100%	1	4	300%	0%
GUERRERO	COYUCA DE BENITEZ	5	4	-20%			100%	5	4	-20%	0%
GUERRERO	PUNGARABATO	7	3	-57%	3	1	-67%	10	4	-60%	0%
HIDALGO	DESCONOCIDO		3	100%		1	100%	0	4	100%	0%
HIDALGO	EPAZOYUCAN		2	100%	3	2	-33%	3	4	33%	0%
HIDALGO	ZAPOTLAN DE JUAREZ	2	4	100%	1		-100%	3	4	33%	0%
HIDALGO	ZEMPOALA	6	3	-50%	2	1	-50%	8	4	-50%	0%
JALISCO	COLOTLAN		4	100%	1		-100%	1	4	300%	0%
JALISCO	JALOSTOTITLAN	8	3	-63%	4	1	-75%	12	4	-67%	0%
JALISCO	JUANACATLAN	2	1	-50%	1	3	200%	3	4	33%	0%
JALISCO	MAGDALENA		2	100%		2	100%	0	4	100%	0%
JALISCO	PONCITLAN	4	3	-25%	1	1	0%	5	4	-20%	0%
JALISCO	VILLA GUERRERO		4	100%			100%	0	4	100%	0%
MEXICO	CALIMAYA	6	2	-67%	1	2	100%	7	4	-43%	0%
MEXICO	CAPULHUAC	1	1	0%		3	100%	1	4	300%	0%
MEXICO	HUEYPOXTLA		2	100%	1	2	100%	1	4	300%	0%
MEXICO	IXTAPAN DE LA SAL	3	4	33%	1		-100%	4	4	0%	0%
MEXICO	MORELOS	3	4	33%	1		-100%	4	4	0%	0%
MEXICO	POLOTITLAN	5	1	-80%	4	3	-25%	9	4	-56%	0%
MEXICO	TEPETLIXPA		3	100%	1	1	0%	1	4	300%	0%
MEXICO	TONATICO	2	4	100%	1		-100%	3	4	33%	0%
MEXICO	XALATLACO	1	3	200%		1	100%	1	4	300%	0%
MICHOACAN	BUENAVISTA	11	4	-64%	3		-100%	14	4	-71%	0%
MICHOACAN	JIQUILPAN	1	2	100%	1	2	100%	2	4	100%	0%
MICHOACAN	PUREPERO	2	3	50%		1	100%	2	4	100%	0%
MICHOACAN	PURUANDIRO	4	1	-75%	5	3	-40%	9	4	-56%	0%
MICHOACAN	TARETAN	5	3	-40%		1	100%	5	4	-20%	0%
MICHOACAN	TUCUMBO		4	100%			100%	0	4	100%	0%
MICHOACAN	TUXPAN	4	4	0%	3		-100%	7	4	-43%	0%
MORELOS	AXOCHIAPAN		3	100%		1	100%	0	4	100%	0%
NUEVO LEON	DOCTOR ARROYO			100%		4	100%	0	4	100%	0%
OAXACA	SALINA CRUZ	3	3	0%	6	1	-83%	9	4	-56%	0%
OAXACA	SAN PEDRO MIXTEPEC DISTR. 22		2	100%	2	2	0%	2	4	100%	0%



PUEBLA	ACATLAN	3	3	0%		1	100%	3	4	33%	0%
PUEBLA	AHUAZOTEPEC	4	2	-50%		3	-33%	7	4	-43%	0%
PUEBLA	REYES DE JUAREZ LOS	1	4	300%			100%	1	4	300%	0%
PUEBLA	SAN SALVADOR EL VERDE	3	3	0%		1	0%	4	4	0%	0%
PUEBLA	TEPANCO DE LOPEZ	3	1	-67%			3 100%	3	4	33%	0%
PUEBLA	TEZIUTLAN	6	2	-67%		4	-50%	10	4	-60%	0%
PUEBLA	TLAXCO		2	100%			2 100%	0	4	100%	0%
QUERETARO	EZEQUIEL MONTES	2		-100%		2	4 100%	4	4	0%	0%
QUINTANA ROO	PUERTO MORELOS		3	100%			1 100%	0	4	100%	0%
SAN LUIS POTOSI	RIOVERDE	3	3	0%		3	-67%	6	4	-33%	0%
SINALOA	ESCUINAPA	6	3	-50%			1 100%	6	4	-33%	0%
SONORA	CABORCA	6	2	-67%		3	-33%	9	4	-56%	0%
TABASCO	CENTLA	1	2	100%		4	-50%	5	4	-20%	0%
TABASCO	JALPA DE MENDEZ	10	2	-80%		8	-75%	18	4	-78%	0%
TLAXCALA	APETATITLAN DE ANTONIO CARVAJA	1	3	200%		1	0%	2	4	100%	0%
TLAXCALA	NATIVITAS	2	2	0%		1	2 100%	3	4	33%	0%
TLAXCALA	PAPALOTLA DE XICHTENCATL	1	3	200%		2	-50%	3	4	33%	0%
TLAXCALA	TLAXCO	3	3	0%		1	0%	4	4	0%	0%
VERACRUZ	ANTIGUA LA	10	2	-80%		3	-33%	13	4	-69%	0%
VERACRUZ	MARTINEZ DE LA TORRE	6	4	-33%		1	-100%	7	4	-43%	0%
VERACRUZ	NAUTLA		4	100%		1	-100%	1	4	300%	0%
VERACRUZ	NOGALES	6	2	-67%		6	-67%	12	4	-67%	0%
VERACRUZ	SAN JUAN EVANGELISTA	3	4	33%			100%	3	4	33%	0%
ZACATECAS	OJOCALIENTE	5	3	-40%		2	-50%	7	4	-43%	0%
AGUASCALIENTES	PABELLON DE ARTEAGA		3	100%		1	-100%	1	3	200%	0%
AGUASCALIENTES	SAN FRANCISCO DE LOS ROMO	2	1	-50%		2	0%	4	3	-25%	0%
CAMPECHE	CHAMPOTON	2	2	0%		3	-67%	5	3	-40%	0%
CHIAPAS	JUAREZ	2	2	0%		4	-75%	6	3	-50%	0%
CHIHUAHUA	AHUMADA		2	100%			1 100%	0	3	100%	0%
CHIHUAHUA	ALDAMA	1	3	200%		1	-100%	2	3	50%	0%
COAHUILA	ACUÑA			100%		2	3 50%	2	3	50%	0%
COAHUILA	CASTADOS	2		-100%			3 100%	2	3	50%	0%
DURANGO	VICENTE GUERRERO		3	100%			100%	0	3	100%	0%
GUANAJUATO	CUERAMARO	2	2	0%		1	0%	3	3	0%	0%
GUANAJUATO	SAN DIEGO DE LA UNION		3	100%			100%	0	3	100%	0%
GUERRERO	DESCONOCIDO		3	100%			100%	0	3	100%	0%
GUERRERO	EDUARDO NERI	3	3	0%		1	-100%	4	3	-25%	0%
GUERRERO	HUITZUCO DE LOS FIGUEROA	3	1	-67%			2 100%	3	3	0%	0%
GUERRERO	TECPAN DE GALEANA	3	1	-67%			2 100%	3	3	0%	0%
GUERRERO	TLAPA DE COMONFORT	2	1	-50%		3	-33%	5	3	-40%	0%
HIDALGO	CUAUTEPEC DE HINOJOSA	2	2	0%		2	-50%	4	3	-25%	0%
HIDALGO	EMILIANO ZAPATA	3	2	-33%			1 100%	3	3	0%	0%
HIDALGO	MINERAL DEL CHICO	1	3	200%			100%	1	3	200%	0%
HIDALGO	MINERAL DEL MONTE	2	3	50%			100%	2	3	50%	0%
HIDALGO	MIXQUIAHUALA DE JUAREZ			100%		1	3 200%	1	3	200%	0%
HIDALGO	SAN AGUSTIN TLAXIACA	1	2	100%		1	0%	2	3	50%	0%
HIDALGO	SINGUILUCAN	4	2	-50%		3	-67%	7	3	-57%	0%
HIDALGO	TEZONTEPEC DE ALDAMA	1	2	100%		1	0%	2	3	50%	0%
HIDALGO	TOLCAYUCA	2	1	-50%			2 100%	2	3	50%	0%
HIDALGO	VILLA DE TEZONTEPEC	1		-100%			3 100%	1	3	200%	0%
JALISCO	AMATITAN	2	1	-50%		1	2 100%	3	3	0%	0%
JALISCO	AMECA	2	2	0%		6	-83%	8	3	-63%	0%
JALISCO	CIUDAD GUZMAN	1	2	100%		2	-50%	3	3	0%	0%
JALISCO	DESCONOCIDO		2	100%		1	0%	1	3	200%	0%
JALISCO	HUERTA LA	2	2	0%			1 100%	2	3	50%	0%
JALISCO	IXTLAHUACAN DEL RIO	1	1	0%			2 100%	1	3	200%	0%
JALISCO	SAN MIGUEL EL ALTO	4	1	-75%		4	-50%	8	3	-63%	0%
JALISCO	ZACOALCO DE TORRES	1	1	0%			2 100%	1	3	200%	0%
MEXICO	ACAMBAY	4	3	-25%		1	-100%	5	3	-40%	0%
MEXICO	ATLAUTLA	1	2	100%			1 100%	1	3	200%	0%
MEXICO	CHIAUTLA	4	1	-75%			2 100%	4	3	-25%	0%
MEXICO	SAN ANTONIO LA ISLA	4	2	-50%		4	-75%	8	3	-63%	0%
MEXICO	TEJUPILCO	4	3	-25%		2	-100%	6	3	-50%	0%
MEXICO	TENANCINGO	4		-100%		2	3 50%	6	3	-50%	0%
MEXICO	XONACATLAN	3	1	-67%			2 100%	3	3	0%	0%
MICHOACAN	PERIBAN	2	3	50%		2	-100%	4	3	-25%	0%
MICHOACAN	TANCITARO	1	3	200%			100%	1	3	200%	0%
MICHOACAN	TANGAMANDAPIO	5	2	-60%		1	0%	6	3	-50%	0%
MICHOACAN	TLALPUJAHUA	1	3	200%			100%	1	3	200%	0%
MORELOS	AMACUZAC	5	2	-60%			1 100%	5	3	-40%	0%
MORELOS	ATLATLHUCAN	2		-100%		1	3 200%	3	3	0%	0%
MORELOS	TLAYACAPAN			100%			3 100%	0	3	100%	0%
MORELOS	ZACATEPEC DE HIDALGO	3	3	0%		2	-100%	5	3	-40%	0%
NUEVO LEON	DOCTOR COSS		1	100%			2 100%	0	3	100%	0%
NUEVO LEON	GENERAL TERAN		3	100%			100%	0	3	100%	0%
NUEVO LEON	HIDALGO	1	3	200%			100%	1	3	200%	0%

OAXACA	ESPINAL EL		3	100%			100%		0	3	100%	0%
OAXACA	MATIAS ROMERO	4	3	-25%		1	-100%		5	3	-40%	0%
OAXACA	SAN ANTONIO DE LA CAL		1	100%			2	100%	0	3	100%	0%
OAXACA	SAN PABLO ETLA	1	2	100%		1	1	0%	2	3	50%	0%
OAXACA	SANTA MARIA ATZOMPA			100%		2	3	50%	2	3	50%	0%
OAXACA	SANTO DOMINGO TEHUANTEPEC	9	2	-78%		1	1	0%	10	3	-70%	0%
OAXACA	TLACOLULA DE MATAMOROS	1	2	100%			1	100%	1	3	200%	0%
OAXACA	TLALIXTAC DE CABRERA		1	100%		1	2	100%	1	3	200%	0%
OAXACA	VILLA DE ZAACHILA		1	100%		4	2	-50%	4	3	-25%	0%
PUEBLA	CHOLULA	6	2	-67%		1	1	0%	7	3	-57%	0%
PUEBLA	CUAPIAXTLA DE MADERO	5	1	-80%		1	2	100%	6	3	-50%	0%
PUEBLA	LIBRES	9	3	-67%		3		-100%	12	3	-75%	0%
PUEBLA	OCOYUCAN	1	2	100%		2	1	-50%	3	3	0%	0%
PUEBLA	RAFAEL LARA GRAJALES	9	2	-78%		1	1	0%	10	3	-70%	0%
PUEBLA	SAN MIGUEL XOXTLA	1	3	200%			3	100%	1	3	200%	0%
PUEBLA	SAN SALVADOR EL SECO	2	2	0%		1	1	0%	3	3	0%	0%
PUEBLA	TECALI DE HERRERA	2	3	50%				100%	2	3	50%	0%
QUERETARO	AMEALCO DE BONFIL	11	2	-82%			1	100%	11	3	-73%	0%
SAN LUIS POTOSI	CERRITOS	1	3	200%			2	100%	1	3	200%	0%
SAN LUIS POTOSI	SALINAS	4	1	-75%			2	100%	4	3	-25%	0%
SAN LUIS POTOSI	VILLA HIDALGO	1	3	200%				100%	1	3	200%	0%
SINALOA	FUERTE EL	2	2	0%		3	1	-67%	5	3	-40%	0%
SONORA	EMPALME	2	1	-50%		4	2	-50%	6	3	-50%	0%
SONORA	ETCHOJOA	1	3	200%		1		-100%	2	3	50%	0%
SONORA	MAGDALENA	4	1	-75%		1	2	100%	5	3	-40%	0%
TAMAULIPAS	CAMARGO	1	3	200%				100%	1	3	200%	0%
TAMAULIPAS	MANTE EL	6	2	-67%		1	1	0%	7	3	-57%	0%
TLAXCALA	ATLANGATEPEC		2	100%		2	1	-50%	2	3	50%	0%
TLAXCALA	SANCTORUM DE LAZARO CARDENAS	1	1	0%		4	2	-50%	5	3	-40%	0%
TLAXCALA	XALTOCAN		3	100%				100%	0	3	100%	0%
TLAXCALA	YAUHQUEMECAN	10	2	-80%		5	1	-80%	15	3	-80%	0%
VERACRUZ	ACTOPAN	2	1	-50%		1	2	100%	3	3	0%	0%
VERACRUZ	CAMERINO Z MENDOZA	16	1	-94%		1	2	100%	17	3	-82%	0%
VERACRUZ	ESPINAL	1	1	0%			2	100%	1	3	200%	0%
VERACRUZ	GUTIERREZ ZAMORA		2	100%		4	1	-75%	4	3	-25%	0%
VERACRUZ	HUATUSCO		3	100%				100%	0	3	100%	0%
VERACRUZ	IXMATLAHUACAN		3	100%				100%	0	3	100%	0%
VERACRUZ	LERDO DE TEJADA		2	100%			1	100%	0	3	100%	0%
VERACRUZ	MALTRATA	2	2	0%		1	1	0%	3	3	0%	0%
VERACRUZ	MARIANO ESCOBEDO	4	3	-25%		1		-100%	5	3	-40%	0%
VERACRUZ	PUENTE NACIONAL		1	100%			2	100%	0	3	100%	0%
VERACRUZ	TANTOYUCA	1	2	100%		3	1	-67%	4	3	-25%	0%
VERACRUZ	TEZONAPA	4	1	-75%		1	2	100%	5	3	-40%	0%
VERACRUZ	URSULO GALVAN	2		-100%		1	3	200%	3	3	0%	0%
YUCATAN	PROGRESO	1	1	0%		1	2	100%	2	3	50%	0%
ZACATECAS	TLALTENANGO DE SANCHEZ ROMAN	3	3	0%		1		-100%	4	3	-25%	0%
ZACATECAS	VALPARAISO	1	2	100%		1	1	0%	2	3	50%	0%
AGUASCALIENTES	ASIENTOS	1	1	0%			1	100%	1	2	100%	0%
AGUASCALIENTES	RINCON DE ROMOS		1	100%		1	1	0%	1	2	100%	0%
AGUASCALIENTES	SAN JOSE DE GRACIA		1	100%			1	100%	0	2	100%	0%
BAJA CALIFORNIA SUR	COMONDU			100%		1	2	100%	1	2	100%	0%
CAMPECHE	CALKINI	1		-100%		3	2	-33%	4	2	-50%	0%
CHIAPAS	CHALCHIHUITAN		2	100%				100%	0	2	100%	0%
CHIAPAS	DESCONOCIDO	1	2	100%				100%	1	2	100%	0%
CHIAPAS	HUIXTLA	4	2	-50%		3		-100%	7	2	-71%	0%
CHIAPAS	MOTOZINTLA		2	100%		2		-100%	2	2	0%	0%
CHIAPAS	OXCHUC	1	2	100%				100%	1	2	100%	0%
CHIAPAS	TECPATAN	1		-100%			2	100%	1	2	100%	0%
CHIAPAS	TRINITARIA LA	1		-100%			2	100%	1	2	100%	0%
CHIAPAS	TZIMOL	2	1	-50%			1	100%	2	2	0%	0%
CHIAPAS	VENUSTIANO CARRANZA		1	100%			1	100%	0	2	100%	0%
CHIHUAHUA	BATOPILAS		2	100%				100%	0	2	100%	0%
CHIHUAHUA	MEOQUI		1	100%		1	1	0%	1	2	100%	0%
COAHUILA	NAVA			100%			2	100%	0	2	100%	0%
COAHUILA	SABINAS		1	100%		1	1	0%	1	2	100%	0%
DURANGO	DESCONOCIDO		1	100%			1	100%	0	2	100%	0%
DURANGO	LERDO	3		-100%		3	2	-33%	6	2	-67%	0%
DURANGO	PUEBLO NUEVO		1	100%			1	100%	0	2	100%	0%
GUANAJUATO	DOCTOR MORA	4	2	-50%				100%	4	2	-50%	0%
GUANAJUATO	JERECUARO	2	1	-50%		1	1	0%	3	2	-33%	0%
GUANAJUATO	PURISIMA DEL RINCON		2	100%		2		-100%	2	2	0%	0%
GUERRERO	ATENANGO DEL RIO			100%			2	100%	0	2	100%	0%
GUERRERO	BUENAVISTA DE CUELLAR		1	100%			1	100%	0	2	100%	0%
GUERRERO	PETATLAN	4	1	-75%		1	1	0%	5	2	-60%	0%
GUERRERO	PILCAYA	3	2	-33%				100%	3	2	-33%	0%
HIDALGO	CARDONAL		1	100%			1	100%	0	2	100%	0%

HIDALGO	HUEJUTLA DE REYES		1	100%		1	1	0%		1	2	100%	0%
HIDALGO	METZTITLAN			2	100%			-100%		1	2	100%	0%
HIDALGO	PROGRESO DE OBREGON			2	100%			100%		0	2	100%	0%
HIDALGO	TLANALAPA		1	2	100%		2	-100%		3	2	-33%	0%
HIDALGO	TLAXCOAPAN		2	1	-50%		2	1	-50%	4	2	-50%	0%
HIDALGO	ZIMAPAN		1	2	100%		1	-100%		2	2	0%	0%
JALISCO	AYOTLAN		2	1	-50%		1	1	0%	3	2	-33%	0%
JALISCO	COCULA			2	100%		1	-100%		1	2	100%	0%
JALISCO	GOMEZ FARIAS		1	2	100%			100%		1	2	100%	0%
JALISCO	SAN MARTIN DE HIDALGO		1	2	100%		2	-100%		3	2	-33%	0%
JALISCO	TOTOTLAN		2	1	-50%			1	100%	2	2	0%	0%
JALISCO	VILLA CORONA		1	1	0%		1	1	0%	2	2	0%	0%
JALISCO	ZAPOTILTIC		1		-100%		1	2	100%	2	2	0%	0%
JALISCO	ZAPOTLAN DEL REY			1	100%		1	1	0%	1	2	100%	0%
MEXICO	AMATEPEC		2	2	0%			100%		2	2	0%	0%
MEXICO	CHAPA DE MOTA			2	100%		1	-100%		1	2	100%	0%
MEXICO	DONATO GUERRA			2	100%			100%		0	2	100%	0%
MEXICO	JILOTZINGO			2	100%		2	-100%		2	2	0%	0%
MEXICO	JIQUIPILCO			2	100%		1	-100%		1	2	100%	0%
MEXICO	JOQUICINGO			2	100%			100%		0	2	100%	0%
MEXICO	MALINALCO			1	100%			1	100%	0	2	100%	0%
MEXICO	OTZOLOTEPEC		2	2	0%		1	-100%		3	2	-33%	0%
MEXICO	TEMAMATLA		1	2	100%		1	-100%		2	2	0%	0%
MEXICO	TEMOAYA		2	2	0%			100%		2	2	0%	0%
MEXICO	TENANGO DEL VALLE		2	1	-50%		1	1	0%	3	2	-33%	0%
MICHOACAN	ALVARO OBREGON		1	2	100%			100%		1	2	100%	0%
MICHOACAN	ANGANGUEO			1	100%			1	100%	0	2	100%	0%
MICHOACAN	CHURINTZIO		5	2	-60%			100%		5	2	-60%	0%
MICHOACAN	CONTEPEC		1	2	100%		3	-100%		4	2	-50%	0%
MICHOACAN	COPANDARO			2	100%			100%		0	2	100%	0%
MICHOACAN	ERONGARICUARIO		2	1	-50%			1	100%	2	2	0%	0%
MICHOACAN	HUACANA LA		2	2	0%			100%		2	2	0%	0%
MICHOACAN	MARCOS CASTELLANOS			2	100%			100%		0	2	100%	0%
MICHOACAN	OCAMPO		1	1	0%			1	100%	1	2	100%	0%
MICHOACAN	PANINDICUARIO			2	100%			100%		0	2	100%	0%
MICHOACAN	PARACUARO		1	2	100%		1	-100%		2	2	0%	0%
MICHOACAN	TACAMBARO		9	1	-89%		1	1	0%	10	2	-80%	0%
MICHOACAN	TEPALCATEPEC		3	1	-67%			1	100%	3	2	-33%	0%
MICHOACAN	TURICATO		1	2	100%			100%		1	2	100%	0%
MICHOACAN	YURECUARO			1	100%		1	1	0%	1	2	100%	0%
MICHOACAN	ZINAPARO		1	2	100%			100%		1	2	100%	0%
MORELOS	AYALA		4	2	-50%		2	-100%		6	2	-67%	0%
MORELOS	TEMOAC			2	100%		1	-100%		1	2	100%	0%
MORELOS	TEPALCINGO		1	1	0%			1	100%	1	2	100%	0%
MORELOS	YECAPIXTLA		4	1	-75%		1	1	0%	5	2	-60%	0%
NAYARIT	SANTIAGO IXCUINTLA		2	1	-50%		3	1	-67%	5	2	-60%	0%
NAYARIT	TECUALA			1	100%			1	100%	0	2	100%	0%
NAYARIT	XALISCO		1	1	0%		1	1	0%	2	2	0%	0%
NUEVO LEON	CARMEN			2	100%		2	-100%		2	2	0%	0%
NUEVO LEON	SABINAS HIDALGO		2	2	0%			100%		2	2	0%	0%
NUEVO LEON	VILLALDAMA			1	100%			1	100%	0	2	100%	0%
OAXACA	CIUDAD IXTEPEC			1	100%		1	1	0%	1	2	100%	0%
OAXACA	DESCONOCIDO		1	2	100%			100%		1	2	100%	0%
OAXACA	LOMA BONITA		2	2	0%		1	-100%		3	2	-33%	0%
OAXACA	MIHUATLAN DE PORFIRIO DIAZ		1	1	0%		1	1	0%	2	2	0%	0%
OAXACA	SAN MARCOS ARTEAGA			2	100%			100%		0	2	100%	0%
OAXACA	SAN PEDRO POCHUTLA			1	100%			1	100%	0	2	100%	0%
PUEBLA	DESCONOCIDO			2	100%			100%		0	2	100%	0%
PUEBLA	GUADALUPE VICTORIA		1	1	0%			1	100%	1	2	100%	0%
PUEBLA	MOLCAXAC			2	100%			100%		0	2	100%	0%
PUEBLA	NOPALUCAN		7	2	-71%		1	-100%		8	2	-75%	0%
PUEBLA	SAN GREGORIO ATZOMPA		1	2	100%		1	-100%		2	2	0%	0%
PUEBLA	SAN JOSE CHIAPA		4	2	-50%			100%		4	2	-50%	0%
PUEBLA	TILAPA		1	2	100%			100%		1	2	100%	0%
PUEBLA	TLACOTEPEC DE BENITO JUAREZ		6		-100%		2	2	0%	8	2	-75%	0%
PUEBLA	TLATLAUQUITEPEC				100%			2	100%	0	2	100%	0%
PUEBLA	TUZAMAPAN DE GALEANA			1	100%			1	100%	0	2	100%	0%
PUEBLA	ZACAPOXTLA		2	1	-50%			1	100%	2	2	0%	0%
PUEBLA	ZARAGOZA		2	1	-50%			1	100%	2	2	0%	0%
PUEBLA	ZINACATEPEC		1	1	0%			1	100%	1	2	100%	0%
QUERETARO	SAN JOAQUIN				100%		1	2	100%	1	2	100%	0%
QUINTANA ROO	BACALAR		2	1	-50%			1	100%	2	2	0%	0%
QUINTANA ROO	FELIPE CARRILLO PUERTO		2		-100%			2	100%	2	2	0%	0%
QUINTANA ROO	LAZARO CARDENAS			2	100%		2	-100%		2	2	0%	0%
SAN LUIS POTOSI	AHUALULCO			1	100%			1	100%	0	2	100%	0%
SAN LUIS POTOSI	MEXQUITIC DE CARMONA		2		-100%		2	2	0%	4	2	-50%	0%

SAN LUIS POTOSI	TANCANHUITZ DE SANTOS		1	100%		1	100%	0	2	100%	0%
SAN LUIS POTOSI	VANEGAS		2	100%			100%	0	2	100%	0%
SAN LUIS POTOSI	ZARAGOZA	1	1	0%	1	1	0%	2	2	0%	0%
SINALOA	BADIRAGUATO	1	2	100%			100%	1	2	100%	0%
SINALOA	COSALA		2	100%			100%	0	2	100%	0%
SONORA	BACUM	3	1	-67%	1	1	0%	4	2	-50%	0%
SONORA	BENITO JUAREZ		1	100%		1	100%	0	2	100%	0%
SONORA	CANANEA			100%		2	100%	0	2	100%	0%
SONORA	PUERTO PEDASCO	2	2	-100%	2	2	0%	4	2	-50%	0%
TABASCO	BALANCAN	4	2	-50%			100%	4	2	-50%	0%
TABASCO	DESCONOCIDO	1		-100%		2	100%	1	2	100%	0%
TABASCO	JALAPA	6	1	-83%	1	1	0%	7	2	-71%	0%
TABASCO	JONUTA		1	100%		1	100%	0	2	100%	0%
TAMAULIPAS	MIER		2	100%			100%	0	2	100%	0%
TAMAULIPAS	SOTO LA MARINA	3	2	-33%			100%	3	2	-33%	0%
TLAXCALA	SANTA ISABEL XILOXOTLA	1	2	100%			100%	1	2	100%	0%
TLAXCALA	TEOLOCHOLCO	3		-100%		2	100%	3	2	-33%	0%
TLAXCALA	TEPETITLAN DE LARDIZABAL	5	1	-80%	3	1	-67%	8	2	-75%	0%
TLAXCALA	TETLA DE LA SOLIDARIDAD	1	1	0%		1	100%	1	2	100%	0%
VERACRUZ	AMATITLAN	3		-100%		2	100%	3	2	-33%	0%
VERACRUZ	ANGEL R CABADA	1	1	0%	1	1	0%	2	2	0%	0%
VERACRUZ	CARRILLO PUERTO	1	2	100%	2		-100%	3	2	-33%	0%
VERACRUZ	DESCONOCIDO		2	100%			100%	0	2	100%	0%
VERACRUZ	IGNACIO DE LA LLAVE	1	2	100%	8		-100%	9	2	-78%	0%
VERACRUZ	IXHUATLAN DEL SURESTE		2	100%	2		-100%	2	2	0%	0%
VERACRUZ	JALTIPAN	7	1	-86%		1	100%	7	2	-71%	0%
VERACRUZ	NANCHITAL DE LAZARO CARDENAS	3	1	-67%	2	1	-50%	5	2	-60%	0%
VERACRUZ	OMEALCA	2	2	0%			100%	2	2	0%	0%
VERACRUZ	OTATITLAN	2	2	100%			100%	0	2	100%	0%
VERACRUZ	PERLA LA	1	2	100%			100%	1	2	100%	0%
VERACRUZ	SAN ANDRES TUXTLA	3	1	-67%	2	1	-50%	5	2	-60%	0%
VERACRUZ	SANTIAGO TUXTLA		1	100%	1	1	0%	1	2	100%	0%
VERACRUZ	SOLEDAD DE DOBLADO	1	2	-100%		2	100%	1	2	100%	0%
VERACRUZ	SOTEAPAN		1	100%		1	100%	0	2	100%	0%
VERACRUZ	ZONGOLICA		2	100%			100%	0	2	100%	0%
ZACATECAS	GENERAL FRANCISCO R. MURGUIA		1	100%		1	100%	0	2	100%	0%
ZACATECAS	JALPA	2	2	0%	1		-100%	3	2	-33%	0%
ZACATECAS	JIMENEZ DEL TEUL		2	100%			100%	0	2	100%	0%
ZACATECAS	LORETO	4	1	-75%		1	100%	4	2	-50%	0%
ZACATECAS	MONTE ESCOBEDO		2	100%			100%	0	2	100%	0%
ZACATECAS	MORELOS	1	2	100%			100%	1	2	100%	0%
ZACATECAS	NOCHISTLAN DE MEJIA	1	2	100%			100%	1	2	100%	0%
ZACATECAS	PINOS	1	2	100%			100%	1	2	100%	0%
ZACATECAS	TEUL DE GONZALEZ ORTEGA		2	100%			100%	0	2	100%	0%
AGUASCALIENTES	CALVILLO			100%		1	100%	0	1	100%	0%
ARIZONA	PHOENIX			100%		1	100%	0	1	100%	0%
ARIZONA	TUCSON			100%		1	100%	0	1	100%	0%
BAJA CALIFORNIA	DESCONOCIDO			100%	3	1	-67%	3	1	-67%	0%
CALIFORNIA	SAN DIEGO			100%	1	1	0%	1	1	0%	0%
CAMPECHE	CALAKMUL			100%		1	100%	0	1	100%	0%
CAMPECHE	CANDELARIA	4	1	-75%			100%	4	1	-75%	0%
CAMPECHE	DESCONOCIDO		1	100%			100%	0	1	100%	0%
CAMPECHE	ESCARCEGA	2	1	-50%	1		-100%	3	1	-67%	0%
CHIAPAS	AMATAN		1	100%			100%	0	1	100%	0%
CHIAPAS	AMATENANGO DEL VALLE		1	100%			100%	0	1	100%	0%
CHIAPAS	CHAMULA			100%		1	0%	1	1	0%	0%
CHIAPAS	CHILON			100%		1	100%	0	1	100%	0%
CHIAPAS	CONCORDIA LA	1	1	0%			100%	1	1	0%	0%
CHIAPAS	COPAINALA		1	100%			100%	0	1	100%	0%
CHIAPAS	HUISTAN		1	100%			100%	0	1	100%	0%
CHIAPAS	IXTAPA	1	1	0%			100%	1	1	0%	0%
CHIAPAS	JIQUIPILAS		1	100%			100%	0	1	100%	0%
CHIAPAS	MAZATAN		1	100%	2		-100%	2	1	-50%	0%
CHIAPAS	MONTECRISTO DE GUERRERO			100%		1	100%	0	1	100%	0%
CHIAPAS	PICHUCALCO	1		-100%		1	100%	1	1	0%	0%
CHIAPAS	PIJIJAPAN	1	1	0%			100%	1	1	0%	0%
CHIAPAS	SUCHIAPA	2	1	-50%			100%	2	1	-50%	0%
CHIAPAS	SUCHIATE		1	100%			100%	0	1	100%	0%
CHIAPAS	TUMBALA		1	100%			100%	0	1	100%	0%
CHIAPAS	VILLA FLORES	1	1	0%	1		-100%	2	1	-50%	0%
CHIHUAHUA	BOCOYNA			100%		1	100%	0	1	100%	0%
CHIHUAHUA	BUENAVENTURA			100%		1	100%	0	1	100%	0%
CHIHUAHUA	DESCONOCIDO	1		-100%		1	100%	1	1	0%	0%
CHIHUAHUA	GUACHOCHI	1	1	0%	1		-100%	2	1	-50%	0%
CHIHUAHUA	IGNACIO ZARAGOZA			100%		1	100%	0	1	100%	0%
CHIHUAHUA	JIMENEZ	1		-100%		1	100%	1	1	0%	0%

CHIHUAHUA	NUEVO CASAS GRANDES	2	-100%	1	1	0%	3	1	-67%	0%
CHIHUAHUA	RIVA PALACIO		100%			100%	0	1	100%	0%
CHIHUAHUA	SATEVÉ		100%	1		-100%	1	1	0%	0%
COAHUILA	ALLENDE		100%			100%	0	1	100%	0%
COAHUILA	MATAMOROS	1	-100%			100%	1	1	0%	0%
COAHUILA	MUZQUIZ		100%	2	1	-50%	2	1	-50%	0%
COAHUILA	SACRAMENTO		100%			100%	0	1	100%	0%
COAHUILA	SAN BUENAVENTURA		100%			100%	0	1	100%	0%
COAHUILA	SAN PEDRO		100%		1	0%	1	1	0%	0%
COAHUILA	SIERRA MOJADA		100%			100%	0	1	100%	0%
COLIMA	CUAUHTEMOC	1	-100%			100%	1	1	0%	0%
DURANGO	MEZQUITAL		100%		1	-100%	1	1	0%	0%
DURANGO	ORO EL		100%			100%	0	1	100%	0%
DURANGO	SANTIAGO PAPASQUIARO		100%			100%	0	1	100%	0%
EXTRANJERO	NO USAR ESTA CLAVE		100%			100%	0	1	100%	0%
GUANAJUATO	DESCONOCIDO	2	-50%			100%	2	1	-50%	0%
GUANAJUATO	HUANIMARO	2	-100%	1	1	0%	3	1	-67%	0%
GUANAJUATO	TIERRA BLANCA		100%			100%	0	1	100%	0%
GUERRERO	ARCELIA	2	-50%			100%	2	1	-50%	0%
GUERRERO	COCULA	1	-100%			100%	1	1	0%	0%
GUERRERO	HUAMUXTITLAN		100%			100%	0	1	100%	0%
GUERRERO	IGUALAPA	1	-100%			100%	1	1	0%	0%
GUERRERO	JOSE AZUETA	1	-100%		1	0%	2	1	-50%	0%
GUERRERO	JUAN R. ESCUDERO		100%		1	0%	1	1	0%	0%
GUERRERO	MALINALTEPEC		100%			100%	0	1	100%	0%
GUERRERO	OMETEPEC	2	-50%			100%	2	1	-50%	0%
GUERRERO	SAN MARCOS	1	0%			100%	1	1	0%	0%
GUERRERO	TEPECOACUILCO DE TRUJANO		0%			100%	1	1	0%	0%
GUERRERO	XALPATLAHUAC	1	0%			100%	1	1	0%	0%
GUERRERO	XOCHIHUEHUETLAN		100%			100%	0	1	100%	0%
GUERRERO	ZIRANDARO	1	0%			100%	1	1	0%	0%
HIDALGO	ACAXOCHITLAN	4	-75%			100%	4	1	-75%	0%
HIDALGO	AGUA BLANCA DE ITURBIDE		100%		1	100%	0	1	100%	0%
HIDALGO	ALFAJAYUCAN		100%			100%	0	1	100%	0%
HIDALGO	FRANCISCO I. MADERO		100%			100%	0	1	100%	0%
HIDALGO	HUEHUETLA		100%			100%	0	1	100%	0%
HIDALGO	JALTOCAN		100%			100%	0	1	100%	0%
HIDALGO	JUAREZ HIDALGO		100%			100%	0	1	100%	0%
HIDALGO	NOPALA DE VILLAGRAN	1	-100%		1	0%	2	1	-50%	0%
HIDALGO	OMITLAN DE JUAREZ	1	0%			100%	1	1	0%	0%
HIDALGO	SAN AGUSTIN METZQUITITLAN		100%			100%	0	1	100%	0%
HIDALGO	SANTIAGO DE ANAYA	1	0%			100%	1	1	0%	0%
HIDALGO	TECOZAUCLA	1	0%			100%	1	1	0%	0%
HIDALGO	TEPETITLAN		100%			100%	0	1	100%	0%
HIDALGO	TETEPANGO		100%			100%	0	1	100%	0%
HIDALGO	ZACUALTIPAN DE ANGELES		100%			100%	0	1	100%	0%
JALISCO	DEGOLLADO	1	0%			100%	1	1	0%	0%
JALISCO	ETZATLAN	2	-50%		1	-100%	3	1	-67%	0%
JALISCO	GRULLO EL		100%			100%	0	1	100%	0%
JALISCO	GUACHINANGO	2	-50%			100%	2	1	-50%	0%
JALISCO	HUEJUCAR		100%			100%	0	1	100%	0%
JALISCO	MASCOTA	1	0%			100%	1	1	0%	0%
JALISCO	MAZAMITLA		100%			100%	0	1	100%	0%
JALISCO	QUITUPAN		100%			100%	0	1	100%	0%
JALISCO	SAN CRISTOBAL DE LA BARRANCA		100%		1	-100%	1	1	0%	0%
JALISCO	SAN JUANITO ESCOBEDO		100%			100%	0	1	100%	0%
JALISCO	SAN JULIAN	1	0%			100%	1	1	0%	0%
JALISCO	SAN SEBASTIAN DEL OESTE		100%			100%	0	1	100%	0%
JALISCO	SAYULA	1	-100%			100%	1	1	0%	0%
JALISCO	TAPALPA	1	-100%			100%	1	1	0%	0%
JALISCO	TECOLOTLAN	2	-100%			100%	2	1	-50%	0%
JALISCO	TEUCHITLAN		100%			100%	0	1	100%	0%
JALISCO	TIZAPAN EL ALTO		100%		1	0%	1	1	0%	0%
JALISCO	TOMATLAN		100%		3	-67%	3	1	-67%	0%
JALISCO	TONILA		100%			100%	0	1	100%	0%
JALISCO	TOTATICHÉ		100%			100%	0	1	100%	0%
JALISCO	TUXPAN		100%			100%	0	1	100%	0%
JALISCO	UNION DE SAN ANTONIO	1	0%			100%	1	1	0%	0%
JALISCO	VALLE DE GUADALUPE	1	-100%		1	0%	2	1	-50%	0%
JALISCO	VILLA HIDALGO	1	0%		2	-100%	3	1	-67%	0%
MEXICO	ALMOLOYA DE ALQUISIRAS	4	-100%		2	-50%	6	1	-83%	0%
MEXICO	ALMOLOYA DEL RIO		100%			100%	0	1	100%	0%
MEXICO	AMANALCO		100%			100%	0	1	100%	0%
MEXICO	AYAPANGO		100%			100%	0	1	100%	0%
MEXICO	CHINCONCUAC	5	-100%		1	0%	6	1	-83%	0%
MEXICO	ECATZINGO	1	0%			100%	1	1	0%	0%

MEXICO	ISIDRO FABELA	2	1	-50%	1		-100%	3	1	-67%	0%
MEXICO	MEXICALTZINGO	1		-100%	2	1	-50%	3	1	-67%	0%
MEXICO	ORO EL			100%		1	100%	0	1	100%	0%
MEXICO	RAYON		1	100%			100%	0	1	100%	0%
MEXICO	TENANGO DEL AIRE	1		-100%		1	100%	1	1	0%	0%
MEXICO	TEXCALTITLAN		1	100%			100%	0	1	100%	0%
MEXICO	TEXCALYACAC	1	1	0%			100%	1	1	0%	0%
MEXICO	VILLA DE ALLENDE		1	100%			100%	0	1	100%	0%
MEXICO	VILLA DEL CARBON	2	1	-50%	2		-100%	4	1	-75%	0%
MICHOACAN	ACUITZIO	2	1	-50%			100%	2	1	-50%	0%
MICHOACAN	AQUILA		1	100%	2		-100%	2	1	-50%	0%
MICHOACAN	ARIO	6	1	-83%	1		-100%	7	1	-86%	0%
MICHOACAN	ARTEAGA	3	1	-67%	1		-100%	4	1	-75%	0%
MICHOACAN	ATIZAPAN		1	100%			100%	0	1	100%	0%
MICHOACAN	CHARO	1		-100%		1	100%	1	1	0%	0%
MICHOACAN	CHERAN	2	1	-50%			100%	2	1	-50%	0%
MICHOACAN	COAHUAYANA		1	100%			100%	0	1	100%	0%
MICHOACAN	COALCOMAN DE VAZQUEZ PALLAREZ	1		-100%	2	1	-50%	3	1	-67%	0%
MICHOACAN	COENEO	2	1	-50%			100%	2	1	-50%	0%
MICHOACAN	COTIJA	2	1	-50%	1		-100%	3	1	-67%	0%
MICHOACAN	ECUANDUREO	10	1	-90%			100%	10	1	-90%	0%
MICHOACAN	HUETAMO	4		-100%		1	100%	4	1	-75%	0%
MICHOACAN	IXTLAN	1	1	0%			100%	1	1	0%	0%
MICHOACAN	JIMENEZ		1	100%			100%	0	1	100%	0%
MICHOACAN	JUAREZ		1	100%	1		-100%	1	1	0%	0%
MICHOACAN	NUEVO URECHO	3	1	-67%	1		-100%	4	1	-75%	0%
MICHOACAN	NUMARAN		1	100%			100%	0	1	100%	0%
MICHOACAN	SANTA ANA MAYA			100%	2	1	-50%	2	1	-50%	0%
MICHOACAN	TANHUATO	2	1	-50%	1		-100%	3	1	-67%	0%
MICHOACAN	VISTA HERMOSA	1		-100%	1	1	0%	2	1	-50%	0%
MICHOACAN	ZIRACUARETIRO	1		-100%	1	1	0%	2	1	-50%	0%
MORELOS	JANTETELCO	1	1	0%			100%	1	1	0%	0%
MORELOS	JONACATEPEC	1	1	0%			100%	1	1	0%	0%
MORELOS	MIACATLAN	2	1	-50%			100%	2	1	-50%	0%
MORELOS	OCUITUCO			100%		1	100%	0	1	100%	0%
MORELOS	TETECALA		1	100%			100%	0	1	100%	0%
MORELOS	TOTOLAPAN			100%		1	100%	0	1	100%	0%
NAYARIT	ACAPONETA		1	100%	1		-100%	1	1	0%	0%
NAYARIT	COMPOSTELA	2	1	-50%	2		-100%	4	1	-75%	0%
NAYARIT	DESCONOCIDO		1	100%			100%	0	1	100%	0%
NAYARIT	IXTLAN DEL RIO		1	100%			100%	0	1	100%	0%
NAYARIT	RUIZ			100%		1	100%	0	1	100%	0%
NAYARIT	SAN PEDRO LAGUNILLAS		1	100%			100%	0	1	100%	0%
NAYARIT	YESCA LA		1	100%			100%	0	1	100%	0%
NUEVO LEON	ABASOLO	1		-100%		1	100%	1	1	0%	0%
NUEVO LEON	CERRALVO	1	1	0%			100%	1	1	0%	0%
NUEVO LEON	SANTIAGO IXCUINTLA		1	100%			100%	0	1	100%	0%
OAXACA	ACATLAN DE PEREZ FIGUEROA		1	100%			100%	0	1	100%	0%
OAXACA	AYOTZINTEPEC		1	100%			100%	0	1	100%	0%
OAXACA	COICOYAN DE LAS FLORES			100%	1	1	0%	1	1	0%	0%
OAXACA	MAGDALENA APASCO	1	1	0%			100%	1	1	0%	0%
OAXACA	MARISCALA DE JUAREZ			100%		1	100%	0	1	100%	0%
OAXACA	SAN AGUSTIN DE LAS JUNTAS			100%	1	1	0%	1	1	0%	0%
OAXACA	SAN JUAN GUICHICOVI		1	100%			100%	0	1	100%	0%
OAXACA	SAN MATEO CAJONOS			100%		1	100%	0	1	100%	0%
OAXACA	SAN MIGUEL DEL PUERTO		1	100%			100%	0	1	100%	0%
OAXACA	SAN PEDRO IXTLAHUACA			100%		1	100%	0	1	100%	0%
OAXACA	SAN SEBASTIAN TUTLA		1	100%			100%	0	1	100%	0%
OAXACA	SANTA MARIA COLOTEPEC			100%		1	100%	0	1	100%	0%
OAXACA	SANTA MARIA COYOTEPEC		1	100%			100%	0	1	100%	0%
OAXACA	SANTA MARIA DEL TULE			100%	1	1	0%	1	1	0%	0%
OAXACA	SANTA MARIA HUATULCO	3		-100%	1	1	0%	4	1	-75%	0%
OAXACA	SANTIAGO CHAZUMBA	1		-100%		1	100%	1	1	0%	0%
OAXACA	SANTIAGO JAMILTEPEC			100%		1	100%	0	1	100%	0%
OAXACA	SANTIAGO PINOTEPA NACIONAL		1	100%	2		-100%	2	1	-50%	0%
OAXACA	SANTO DOMINGO ZANATEPEC	1	1	0%			100%	1	1	0%	0%
OAXACA	VILLA DE ETLA	2		-100%	1	1	0%	3	1	-67%	0%
OAXACA	VILLA TUTUTEPEC DE MELCHOR O		1	100%			100%	0	1	100%	0%
OAXACA	ZIMATLAN DE ALVAREZ		1	100%			100%	0	1	100%	0%
PUEBLA	AMIXTLAN			100%		1	100%	0	1	100%	0%
PUEBLA	ATEXCAL			100%		1	100%	0	1	100%	0%
PUEBLA	ATOYATEMPAN		1	100%			100%	0	1	100%	0%
PUEBLA	ATZALA		1	100%			100%	0	1	100%	0%
PUEBLA	ATZITZIHUACAN	1		-100%		1	100%	1	1	0%	0%
PUEBLA	CADADA MORELOS	1	1	0%			100%	1	1	0%	0%
PUEBLA	CALPAN	1		-100%		1	100%	1	1	0%	0%

PUEBLA	CALTEPEC		1	100%			100%		0	1	100%	0%
PUEBLA	CAMOCUAUTLA		1	100%			100%		0	1	100%	0%
PUEBLA	CHICONCUAUTLA		1	100%			100%		0	1	100%	0%
PUEBLA	CHIETLA	2		-100%		1	100%		2	1	-50%	0%
PUEBLA	CUAUTEMPAN		1	100%			100%		0	1	100%	0%
PUEBLA	CUAUTINCHAN	1	1	0%		2	-100%		3	1	-67%	0%
PUEBLA	HUAQUECHULA			100%			100%		0	1	100%	0%
PUEBLA	HUEYAPAN	1	1	0%			100%		1	1	0%	0%
PUEBLA	HUEYTLALPAN			100%			100%		0	1	100%	0%
PUEBLA	HUITZILAN DE SERDAN			100%			100%	1	1	100%	0%	0%
PUEBLA	JOPALA			100%			100%		0	1	100%	0%
PUEBLA	JUAN C. BONILLA	4	1	-75%		1	-100%		5	1	-80%	0%
PUEBLA	NAUZONTLA			100%			100%		0	1	100%	0%
PUEBLA	NEALTICAN			100%			100%	1	0	1	100%	0%
PUEBLA	OCOTEPEC	1	1	0%			100%		1	1	0%	0%
PUEBLA	ORIENTAL	2		-100%		1	0%		3	1	-67%	0%
PUEBLA	PANTEPEC			100%			100%	1	0	1	100%	0%
PUEBLA	SAN FELIPE TEOTLALCINGO			100%			100%	1	0	1	100%	0%
PUEBLA	SAN GABRIEL CHILAC			100%			100%	1	0	1	100%	0%
PUEBLA	SAN JUAN ATENCO		1	100%			100%		0	1	100%	0%
PUEBLA	SAN MIGUEL IXITLAN		1	100%			100%		0	1	100%	0%
PUEBLA	SANTO TOMAS HUEYOTLIPAN		1	100%			100%		0	1	100%	0%
PUEBLA	TECOMATLAN		1	100%			100%		0	1	100%	0%
PUEBLA	TEPATLAXCO DE HIDALGO	1		-100%		1	100%		1	1	0%	0%
PUEBLA	TEPEOJUMA	2	1	-50%			100%		2	1	-50%	0%
PUEBLA	TIANGUISMANALCO			100%			100%	1	0	1	100%	0%
PUEBLA	TLALTENANGO	1		-100%			100%	1	1	0%	0%	0%
PUEBLA	TOTOLTEPEC DE GUERRERO		1	100%			100%		0	1	100%	0%
PUEBLA	TULCINGO	1	1	0%			100%		1	1	0%	0%
PUEBLA	VENUSTIANO CARRANZA	1	1	0%		1	-100%		2	1	-50%	0%
PUEBLA	XICOTEPEC	4		-100%		1	0%		5	1	-80%	0%
PUEBLA	XIUTETELCO	1	1	0%			100%		1	1	0%	0%
PUEBLA	XOCHILTEPEC		1	100%			100%		0	1	100%	0%
PUEBLA	YEHUALTEPEC		1	100%		2	-100%		2	1	-50%	0%
PUEBLA	ZACAPALA		1	100%			100%		0	1	100%	0%
QUERETARO	JALPAN DE SERRA		1	100%		1	-100%		1	1	0%	0%
QUERETARO	PEÑAMILLER			100%			100%	1	0	1	100%	0%
QUINTANA ROO	CADEREYTA DE MONTES		1	100%			100%		0	1	100%	0%
QUINTANA ROO	JOSE MARIA MORELOS			100%			100%	1	0	1	100%	0%
SAN LUIS POTOSI	AXTLA DE TERRAZAS			100%			100%	1	0	1	100%	0%
SAN LUIS POTOSI	CEDRAL		1	100%		1	-100%		1	1	0%	0%
SAN LUIS POTOSI	CERRO DE SAN PEDRO			100%			100%		0	1	100%	0%
SAN LUIS POTOSI	CIUDAD DEL MAIZ	1		-100%			100%	1	1	0%	0%	
SAN LUIS POTOSI	CIUDAD FERNANDEZ			100%		1	0%		1	1	0%	0%
SAN LUIS POTOSI	DESCONOCIDO			100%		1	0%		1	1	0%	0%
SAN LUIS POTOSI	EBANO		1	100%		1	-100%		1	1	0%	0%
SAN LUIS POTOSI	GUADALCAZAR	1	1	0%			100%		1	1	0%	0%
SAN LUIS POTOSI	LAGUNILLAS		1	100%			100%		0	1	100%	0%
SAN LUIS POTOSI	SANTA MARIA DEL RIO	1		-100%		2	-50%		3	1	-67%	0%
SAN LUIS POTOSI	SANTO DOMINGO		1	100%			100%		0	1	100%	0%
SAN LUIS POTOSI	TAMAZUNCHALE		1	100%			100%		0	1	100%	0%
SINALOA	CHOIX	1	1	0%			100%		1	1	0%	0%
SINALOA	CONCORDIA	1	1	0%		1	-100%		2	1	-50%	0%
SONORA	AGUA PRIETA	1	1	0%		1	-100%		2	1	-50%	0%
SONORA	ARIZPE		1	100%			100%		0	1	100%	0%
SONORA	BANAMICHI			100%			100%		0	1	100%	0%
SONORA	HUACHINERA			100%			100%	1	0	1	100%	0%
SONORA	IMURIS		1	100%		2	-100%		2	1	-50%	0%
SONORA	URES		1	100%			100%		0	1	100%	0%
TABASCO	CABORCA		1	100%			100%		0	1	100%	0%
TABASCO	LA VENTA		1	100%			100%		0	1	100%	0%
TABASCO	TACOTALPA			100%			100%	1	0	1	100%	0%
TABASCO	TENOSIQUE	2		-100%		2	-50%		4	1	-75%	0%
TAMAULIPAS	ALDAMA	2	1	-50%			100%		2	1	-50%	0%
TAMAULIPAS	BURGOS	1	1	0%		1	-100%		2	1	-50%	0%
TAMAULIPAS	MIGUEL ALEMAN	2	1	-50%		1	-100%		3	1	-67%	0%
TAMAULIPAS	NUEVO MORELOS		1	100%			100%		0	1	100%	0%
TAMAULIPAS	PALMILLAS		1	100%			100%		0	1	100%	0%
TAMAULIPAS	SAN CARLOS		1	100%			100%		0	1	100%	0%
TAMAULIPAS	SAN FERNANDO		1	0%			100%		1	1	0%	0%
TAMAULIPAS	XICOTENCATL		1	100%			100%		0	1	100%	0%
TLAXCALA	CARMEN TEQUEXQUITLA, EL	1		-100%		1	0%		2	1	-50%	0%
TLAXCALA	CONTLA DE JUAN CUAMATZI	1	1	0%			100%		1	1	0%	0%
TLAXCALA	CUAPIAXTLA	2	1	-50%			100%		2	1	-50%	0%
TLAXCALA	DESCONOCIDO			100%			100%	1	0	1	100%	0%
TLAXCALA	HUEYOTLIPAN	1	1	0%		2	-100%		3	1	-67%	0%

TLAXCALA	MAGDALENA TLALTELULCO, LA	4	1	-75%	2		-100%	6	1	-83%	0%
TLAXCALA	NANACAMILPA DE MARIANO ARISTA	1	1	0%			100%	1	1	0%	0%
TLAXCALA	PANOTLA		1	100%			100%	0	1	100%	0%
TLAXCALA	SAN JOSE TEACALCO			100%		1	100%	0	1	100%	0%
TLAXCALA	SANTA CRUZ TLAXCALA	1		-100%		1	100%	1	1	0%	0%
TLAXCALA	TENANCINGO	2	1	-50%	1		-100%	3	1	-67%	0%
TLAXCALA	TZOMPANTEPEC			100%		1	100%	0	1	100%	0%
VERACRUZ	ACULTZINGO	1	1	0%			100%	1	1	0%	0%
VERACRUZ	ALTOTONGA	3	1	-67%	1		-100%	4	1	-75%	0%
VERACRUZ	ATOYAC	2	1	-50%	2		-100%	4	1	-75%	0%
VERACRUZ	CERRO AZUL	1	1	0%			100%	1	1	0%	0%
VERACRUZ	CHICONTEPEC		1	100%	1		-100%	1	1	0%	0%
VERACRUZ	CHINAMECA	4	1	-75%			100%	4	1	-75%	0%
VERACRUZ	COATZINTLA	1		-100%	2	1	-50%	3	1	-67%	0%
VERACRUZ	HIDALGOTITLAN		1	100%			100%	0	1	100%	0%
VERACRUZ	HUILOAPAN			100%	1	1	0%	1	1	0%	0%
VERACRUZ	ISLA	2		-100%	1	1	0%	3	1	-67%	0%
VERACRUZ	IXHUATLANCILLO		1	100%			100%	0	1	100%	0%
VERACRUZ	JESUS CARRANZA		1	100%			100%	0	1	100%	0%
VERACRUZ	JOSE AZUETA	1	1	0%			100%	1	1	0%	0%
VERACRUZ	MECAYAPAN		1	100%			100%	0	1	100%	0%
VERACRUZ	MISANTLA	1		-100%	1	1	0%	2	1	-50%	0%
VERACRUZ	MOLOACAN	6	1	-83%	2		-100%	8	1	-88%	0%
VERACRUZ	OTEAPAN	4	1	-75%			100%	4	1	-75%	0%
VERACRUZ	PASO DE OVEJAS	2	1	-50%	1		-100%	3	1	-67%	0%
VERACRUZ	PASO DEL MACHO		1	100%	1		-100%	1	1	0%	0%
VERACRUZ	PLAYA VICENTE			100%		1	100%	0	1	100%	0%
VERACRUZ	SAN ANDRES TENEJAPAN	1	1	0%			100%	1	1	0%	0%
VERACRUZ	SAN RAFAEL			100%		1	100%	0	1	100%	0%
VERACRUZ	TAMPICO ALTO		1	100%			100%	0	1	100%	0%
VERACRUZ	TATAHUICAPAN DE JUAREZ		1	100%			100%	0	1	100%	0%
VERACRUZ	TEMPOAL		1	100%			100%	0	1	100%	0%
VERACRUZ	TLACOTALPAN			100%	1	1	0%	1	1	0%	0%
VERACRUZ	TLALIXCOYAN	1	1	0%			100%	1	1	0%	0%
VERACRUZ	TLALTETELA	1	1	0%			100%	1	1	0%	0%
VERACRUZ	TOMATLAN		1	100%			100%	0	1	100%	0%
VERACRUZ	VILLA ALDAMA		1	100%			100%	0	1	100%	0%
VERACRUZ	ZENTLA			100%		1	100%	0	1	100%	0%
YUCATAN	CANSAHCAB			100%	1	1	0%	1	1	0%	0%
YUCATAN	DZEMUL		1	100%			100%	0	1	100%	0%
YUCATAN	KANASIN			100%		1	100%	0	1	100%	0%
YUCATAN	QUINTANA ROO	1		-100%		1	100%	1	1	0%	0%
YUCATAN	TECOH			100%		1	100%	0	1	100%	0%
YUCATAN	TIZIMIN			100%		1	100%	0	1	100%	0%
YUCATAN	VALLADOLID		1	100%	1		-100%	1	1	0%	0%
ZACATECAS	APOZOL			100%		1	100%	0	1	100%	0%
ZACATECAS	CALERA	7	1	-86%	4		-100%	11	1	-91%	0%
ZACATECAS	DESCONOCIDO		1	100%			100%	0	1	100%	0%
ZACATECAS	JUAN ALDAMA		1	100%			100%	0	1	100%	0%
ZACATECAS	TEPETONGO		1	100%			100%	0	1	100%	0%
ZACATECAS	TRONCOSO		1	100%			100%	0	1	100%	0%
ZACATECAS	VILLA GARCIA	2	1	-50%			100%	2	1	-50%	0%
ZACATECAS	VILLA HIDALGO	1	1	0%			100%	1	1	0%	0%
AGUASCALIENTES	COSIO			100%	1		-100%	1	0	-100%	0%
AGUASCALIENTES	LLANO EL	1		-100%			100%	1	0	-100%	0%
AGUASCALIENTES	TEPEZALA			100%	1		-100%	1	0	-100%	0%
BAJA CALIFORNIA SUR	TIJUANA			100%	1		-100%	1	0	-100%	0%
CHIAPAS	ACACOYAGUA			100%	1		-100%	1	0	-100%	0%
CHIAPAS	ALTAMIRANO	1		-100%			100%	1	0	-100%	0%
CHIAPAS	AMATENANGO DE LA FRONTERA	1		-100%			100%	1	0	-100%	0%
CHIAPAS	BENEMERITO DE LAS AMERICAS	1		-100%			100%	1	0	-100%	0%
CHIAPAS	CATAZAJA	2		-100%			100%	2	0	-100%	0%
CHIAPAS	CINTALAPA	1		-100%	2		-100%	3	0	-100%	0%
CHIAPAS	EMILIANO ZAPATA	1		-100%			100%	1	0	-100%	0%
CHIAPAS	ESCUINTLA	2		-100%	1		-100%	3	0	-100%	0%
CHIAPAS	LIBERTAD LA	2		-100%			100%	2	0	-100%	0%
CHIAPAS	MAPASTEPEC	1		-100%			100%	1	0	-100%	0%
CHIAPAS	MARGARITAS LAS	1		-100%			100%	1	0	-100%	0%
CHIAPAS	OSTUACAN	1		-100%	1		-100%	2	0	-100%	0%
CHIAPAS	SAN FERNANDO	2		-100%			100%	2	0	-100%	0%
CHIAPAS	SOYALO	2		-100%			100%	2	0	-100%	0%
CHIAPAS	TAPILULA	2		-100%	1		-100%	3	0	-100%	0%
CHIAPAS	TEOPISCA	2		-100%			100%	2	0	-100%	0%
CHIAPAS	TONALA			100%	2		-100%	2	0	-100%	0%
CHIAPAS	VILLA COMALTITLAN	3		-100%	2		-100%	5	0	-100%	0%
CHIAPAS	YAJALON			100%	1		-100%	1	0	-100%	0%



CHIHUAHUA	AQUILES SERDAN	1	-100%		100%	1	0	-100%	0%
CHIHUAHUA	ASCENSION		100%		-100%	1	0	-100%	0%
CHIHUAHUA	GALEANA	1	-100%		100%	1	0	-100%	0%
CHIHUAHUA	GUERRERO		100%		-100%	1	0	-100%	0%
CHIHUAHUA	JANOS	1	-100%		100%	1	0	-100%	0%
CHIHUAHUA	JULIMES		100%		-100%	1	0	-100%	0%
CHIHUAHUA	MADERA	2	-100%		100%	2	0	-100%	0%
CHIHUAHUA	OJINAGA		100%		-100%	1	0	-100%	0%
CHIHUAHUA	VALLE DE ZARAGOZA	1	-100%		100%	1	0	-100%	0%
COAHUILA	DESCONOCIDO	1	-100%		100%	1	0	-100%	0%
COAHUILA	FRANCISCO I. MADERO	3	-100%		100%	3	0	-100%	0%
COAHUILA	SAN JUAN DE SABINAS		100%		-100%	2	0	-100%	0%
COLIMA	ARMERIA	1	-100%		-100%	2	0	-100%	0%
COLIMA	MINATITLAN		100%		-100%	1	0	-100%	0%
DURANGO	CANATLAN	1	-100%		100%	1	0	-100%	0%
DURANGO	CUENCAME	1	-100%		100%	1	0	-100%	0%
DURANGO	INDE		100%		-100%	1	0	-100%	0%
DURANGO	OCAMPO	1	-100%		100%	1	0	-100%	0%
DURANGO	TLAHUALILO	1	-100%		100%	1	0	-100%	0%
GUANAJUATO	CORONEO	1	-100%		-100%	2	0	-100%	0%
GUANAJUATO	ROMITA	1	-100%		100%	1	0	-100%	0%
GUANAJUATO	SANTA CATARINA	1	-100%		100%	1	0	-100%	0%
GUANAJUATO	TARANDACUAO	3	-100%		100%	3	0	-100%	0%
GUERRERO	AYUTLA DE LOS LIBRES	1	-100%		100%	1	0	-100%	0%
GUERRERO	BENITO JUAREZ	1	-100%		100%	1	0	-100%	0%
GUERRERO	CUAJINICUILAPA	1	-100%		100%	1	0	-100%	0%
GUERRERO	CUTZAMALA DE PINZON	1	-100%		100%	1	0	-100%	0%
GUERRERO	FLORENCIO VILLARREAL	1	-100%		100%	1	0	-100%	0%
GUERRERO	LEONARDO BRAVO	1	-100%		100%	1	0	-100%	0%
GUERRERO	MARQUELIA	1	-100%		100%	1	0	-100%	0%
GUERRERO	OLINALA	1	-100%		100%	1	0	-100%	0%
GUERRERO	TEOLOAPAN	1	-100%		100%	1	0	-100%	0%
GUERRERO	TIXTLA DE GUERRERO	2	-100%		100%	2	0	-100%	0%
GUERRERO	TLALCHAPA	1	-100%		100%	1	0	-100%	0%
GUERRERO	TLAPEHUALA	3	-100%		100%	3	0	-100%	0%
HIDALGO	ACATLAN	1	-100%		100%	1	0	-100%	0%
HIDALGO	ARENAL EL	2	-100%		100%	2	0	-100%	0%
HIDALGO	CHILCUAUTLA		100%		-100%	1	0	-100%	0%
HIDALGO	HUASCA DE OCAMPO		100%		-100%	1	0	-100%	0%
HIDALGO	METEPEC	1	-100%		100%	1	0	-100%	0%
HIDALGO	SAN SALVADOR		100%		-100%	1	0	-100%	0%
HIDALGO	TASQUILLO	2	-100%		100%	2	0	-100%	0%
HIDALGO	TLAHUELILPAN	3	-100%		-100%	4	0	-100%	0%
HIDALGO	XOCHICOATLAN	1	-100%		100%	1	0	-100%	0%
JALISCO	AUTLAN DE NAVARRO		100%		-100%	1	0	-100%	0%
JALISCO	AYUTLA		100%		-100%	1	0	-100%	0%
JALISCO	CADADAS DE OBREGON		100%		-100%	1	0	-100%	0%
JALISCO	CHIQUILISTLAN	1	-100%		100%	1	0	-100%	0%
JALISCO	CUAUTITLAN DE GARCIA BARRAGAN		100%		-100%	1	0	-100%	0%
JALISCO	HOSTOTIPAQUILLO	1	-100%		100%	1	0	-100%	0%
JALISCO	HUEJUQUILLA EL ALTO	1	-100%		100%	1	0	-100%	0%
JALISCO	JESUS MARIA	1	-100%		100%	1	0	-100%	0%
JALISCO	LIMON EL		100%		-100%	1	0	-100%	0%
JALISCO	TAMAZULA DE GORDIANO		100%		-100%	2	0	-100%	0%
JALISCO	TENAMAXTLAN	1	-100%		-100%	2	0	-100%	0%
JALISCO	TEOCALTICHE	2	-100%		100%	2	0	-100%	0%
JALISCO	TONAYA	1	-100%		-100%	2	0	-100%	0%
JALISCO	VALLE DE JUAREZ	1	-100%		-100%	2	0	-100%	0%
JALISCO	VILLA PURIFICACION		100%		-100%	1	0	-100%	0%
MEXICO	CHAPULTEPEC		100%		-100%	1	0	-100%	0%
MEXICO	COATEPEC HARINAS	1	-100%		-100%	2	0	-100%	0%
MEXICO	NOPALTEPEC	2	-100%		-100%	5	0	-100%	0%
MEXICO	OCUILAN	1	-100%		100%	1	0	-100%	0%
MEXICO	OZUMBA	2	-100%		100%	2	0	-100%	0%
MEXICO	PAPALOTLA	1	-100%		100%	1	0	-100%	0%
MEXICO	SAN JOSE DEL RINCON	1	-100%		-100%	3	0	-100%	0%
MEXICO	TEMASCALCINGO	3	-100%		100%	3	0	-100%	0%
MEXICO	TEMASCALTEPEC	1	-100%		-100%	2	0	-100%	0%
MEXICO	TLATLAYA		100%		-100%	1	0	-100%	0%
MICHOACAN	AGUILILLA	5	-100%		-100%	6	0	-100%	0%
MICHOACAN	ANGAMACUTIRO		100%		-100%	1	0	-100%	0%
MICHOACAN	BRISEDAS	2	-100%		-100%	3	0	-100%	0%
MICHOACAN	CARACUARO	1	-100%		100%	1	0	-100%	0%
MICHOACAN	CHURUMUCO	1	-100%		100%	1	0	-100%	0%
MICHOACAN	HUANDACAREO	1	-100%		100%	1	0	-100%	0%
MICHOACAN	JOSE SIXTO VERDUZCO	1	-100%		100%	1	0	-100%	0%

MICHOACAN	LAGUNILLAS	2	-100%	1	-100%	3	0	-100%	0%
MICHOACAN	MADERO	1	-100%		100%	1	0	-100%	0%
MICHOACAN	MORELOS	3	-100%		100%	3	0	-100%	0%
MICHOACAN	NAHUATZEN	1	-100%		100%	1	0	-100%	0%
MICHOACAN	NUEVO PARANGARICUTIRO	1	-100%		100%	1	0	-100%	0%
MICHOACAN	QUERENDARO	2	-100%		100%	2	0	-100%	0%
MICHOACAN	SAN LUCAS	1	-100%	1	-100%	2	0	-100%	0%
MICHOACAN	TINGAMBATO	2	-100%		100%	2	0	-100%	0%
MICHOACAN	TIQUICHEO DE NICOLAS ROMERO	1	-100%		100%	1	0	-100%	0%
MICHOACAN	TLAZAZALCA	1	-100%	1	-100%	2	0	-100%	0%
MICHOACAN	VILLAMAR	2	-100%		100%	2	0	-100%	0%
MICHOACAN	ZACAZONAPAN		100%	1	-100%	1	0	-100%	0%
MORELOS	DESCONOCIDO	1	-100%		100%	1	0	-100%	0%
MORELOS	TETELA DEL VOLCAN		100%	1	-100%	1	0	-100%	0%
MORELOS	TLALNEPANTLA	1	-100%	1	-100%	2	0	-100%	0%
MORELOS	TLAQUILTENANGO	1	-100%		100%	1	0	-100%	0%
NAYARIT	HUAJICORI		100%	1	-100%	1	0	-100%	0%
NAYARIT	ROSAMORADA	1	-100%		100%	1	0	-100%	0%
NUEVO LEON	AGUALEGUAS	2	-100%		100%	2	0	-100%	0%
NUEVO LEON	ANAHUAC		100%	1	-100%	1	0	-100%	0%
NUEVO LEON	CHINA	2	-100%	1	-100%	3	0	-100%	0%
NUEVO LEON	GENERAL BRAVO	1	-100%	1	-100%	2	0	-100%	0%
NUEVO LEON	HUALAHUISES	1	-100%		100%	1	0	-100%	0%
NUEVO LEON	MARIN		100%	1	-100%	1	0	-100%	0%
NUEVO LEON	MINA	1	-100%		100%	1	0	-100%	0%
OAXACA	ANIMAS TRUJANO	1	-100%		100%	1	0	-100%	0%
OAXACA	ASUNCION NOCHIXTLAN		100%	1	-100%	1	0	-100%	0%
OAXACA	BARRIO DE LA SOLEDAD EL	1	-100%	1	-100%	2	0	-100%	0%
OAXACA	CHIQUIHUITLAN DE BENITO JUAREZ	1	-100%		100%	1	0	-100%	0%
OAXACA	COSOLAPA	2	-100%		100%	2	0	-100%	0%
OAXACA	CUILAPAM DE GUERRERO		100%	1	-100%	1	0	-100%	0%
OAXACA	HEROICA CIUDAD DE EJUTLA DE C	3	-100%		100%	3	0	-100%	0%
OAXACA	NEJAPA DE MADERO	1	-100%		100%	1	0	-100%	0%
OAXACA	ROJAS DE CUAUHTEMOC	1	-100%		100%	1	0	-100%	0%
OAXACA	SAN AGUSTIN YATARENI	1	-100%		100%	1	0	-100%	0%
OAXACA	SAN BALTAZAR LOXICHA	1	-100%		100%	1	0	-100%	0%
OAXACA	SAN BLAS ATEMPA	1	-100%		100%	1	0	-100%	0%
OAXACA	SAN JUAN COTZOCON		100%	1	-100%	1	0	-100%	0%
OAXACA	SAN LORENZO CACAOTEPEC	1	-100%	2	-100%	3	0	-100%	0%
OAXACA	SAN MARTIN TILCAJETE	3	-100%		100%	3	0	-100%	0%
OAXACA	SAN MIGUEL SOYALTEPEC	1	-100%		100%	1	0	-100%	0%
OAXACA	SAN PABLO HUIXTEPEC		100%	1	-100%	1	0	-100%	0%
OAXACA	SAN PEDRO TAPANATEPEC	2	-100%		100%	2	0	-100%	0%
OAXACA	SANTA CRUZ AMILPAS	1	-100%		100%	1	0	-100%	0%
OAXACA	SANTA MARIA OZOLOTEPEC		100%	1	-100%	1	0	-100%	0%
OAXACA	SANTIAGO LLANO GRANDE		100%	1	-100%	1	0	-100%	0%
OAXACA	SANTIAGO MATATLAN	1	-100%		100%	1	0	-100%	0%
OAXACA	SANTIAGO NILTEPEC	1	-100%		100%	1	0	-100%	0%
OHIO	DESCONOCIDO		100%	1	-100%	1	0	-100%	0%
PUEBLA	ATZITZINTLA	1	-100%	1	-100%	2	0	-100%	0%
PUEBLA	CHIAUTLA	1	-100%		100%	1	0	-100%	0%
PUEBLA	CHIAUTZINGO	1	-100%		100%	1	0	-100%	0%
PUEBLA	COATZINGO	1	-100%		100%	1	0	-100%	0%
PUEBLA	CUYOACO	1	-100%		100%	1	0	-100%	0%
PUEBLA	FRANCISCO Z. MENA		100%	1	-100%	1	0	-100%	0%
PUEBLA	GENERAL FELIPE ANGELES	1	-100%		100%	1	0	-100%	0%
PUEBLA	GUADALUPE	3	-100%		100%	3	0	-100%	0%
PUEBLA	MAZAPILTEPEC DE JUAREZ		100%	1	-100%	1	0	-100%	0%
PUEBLA	NAUPAN	1	-100%		100%	1	0	-100%	0%
PUEBLA	NICOLAS BRAVO	1	-100%		100%	1	0	-100%	0%
PUEBLA	PAHUATLAN		100%	1	-100%	1	0	-100%	0%
PUEBLA	PETLALCINGO	2	-100%		100%	2	0	-100%	0%
PUEBLA	SAN JUAN ATZOMPA	1	-100%		100%	1	0	-100%	0%
PUEBLA	SAN MARTIN TOTOLTEPEC		100%	1	-100%	1	0	-100%	0%
PUEBLA	SAN MATIAS TLALANCALECA	2	-100%		100%	2	0	-100%	0%
PUEBLA	SAN NICOLAS DE BUENOS AIRES	5	-100%		100%	5	0	-100%	0%
PUEBLA	SAN PABLO ANICANO	1	-100%		100%	1	0	-100%	0%
PUEBLA	SAN PEDRO YELOIXTLAHUACAN	1	-100%		100%	1	0	-100%	0%
PUEBLA	SAN SEBASTIAN TLACOTEPEC	1	-100%		100%	1	0	-100%	0%
PUEBLA	SANTA ISABEL CHOLULA	3	-100%	1	-100%	4	0	-100%	0%
PUEBLA	SANTIAGO MIAHUATLAN	1	-100%	2	-100%	3	0	-100%	0%
PUEBLA	SOLTEPEC	1	-100%		100%	1	0	-100%	0%
PUEBLA	TEHUITZINGO	2	-100%		100%	2	0	-100%	0%
PUEBLA	TEPEYAHUALCO	8	-100%	1	-100%	9	0	-100%	0%
PUEBLA	TLAPACOYA	1	-100%		100%	1	0	-100%	0%
PUEBLA	ZAPOTITLAN	1	-100%	1	-100%	2	0	-100%	0%

QUERETARO	DESCONOCIDO	1	-100%	1	-100%	2	0	-100%	0%		
QUERETARO	TOLIMAN	1	-100%		100%	1	0	-100%	0%		
QUINTANA ROO	ISLA MUJERES		100%	1	-100%	1	0	-100%	0%		
SAN LUIS POTOSI	CATORCE		100%	1	-100%	1	0	-100%	0%		
SAN LUIS POTOSI	COXCATLAN		100%	1	-100%	1	0	-100%	0%		
SAN LUIS POTOSI	TAMASOPO	1	-100%		100%	1	0	-100%	0%		
SAN LUIS POTOSI	TAMUIN		100%	1	-100%	1	0	-100%	0%		
SAN LUIS POTOSI	VILLA DE REYES	3	-100%	3	-100%	6	0	-100%	0%		
SINALOA	DESCONOCIDO	1	-100%		100%	1	0	-100%	0%		
SONORA	ALAMOS	1	-100%		100%	1	0	-100%	0%		
SONORA	COLORADA LA	1	-100%		100%	1	0	-100%	0%		
SONORA	MAZATAN	1	-100%		100%	1	0	-100%	0%		
SONORA	NACOZARI DE GARCIA		100%	1	-100%	1	0	-100%	0%		
SONORA	PITQUIITO		100%	1	-100%	1	0	-100%	0%		
SONORA	ROSARIO	2	-100%		100%	2	0	-100%	0%		
SONORA	SANTA ANA	1	-100%		100%	1	0	-100%	0%		
SONORA	SOLEDAD DE GRACIANO SANCHEZ		100%	1	-100%	1	0	-100%	0%		
TAMAULIPAS	BUSTAMANTE	1	-100%		100%	1	0	-100%	0%		
TAMAULIPAS	TULA		100%	1	-100%	1	0	-100%	0%		
TLAXCALA	CUAXOMULCO		100%	1	-100%	1	0	-100%	0%		
TLAXCALA	ESPAÑITA	1	-100%		100%	1	0	-100%	0%		
TLAXCALA	SAN FRANCISCO TETLANOHCAN	2	-100%		100%	2	0	-100%	0%		
TLAXCALA	SAN JUAN HUACTZINCO	1	-100%		100%	1	0	-100%	0%		
TLAXCALA	SAN LUCAS TECOPILCO	3	-100%		100%	3	0	-100%	0%		
TLAXCALA	SANTA ANA NOPALUCAN		100%	1	-100%	1	0	-100%	0%		
TLAXCALA	SANTA CATARINA AYOMETLA		100%	1	-100%	1	0	-100%	0%		
TLAXCALA	TEPEYANCO	1	-100%		100%	1	0	-100%	0%		
TLAXCALA	TETLATLAHUCA	1	-100%	1	-100%	2	0	-100%	0%		
TLAXCALA	TOCATLAN	1	-100%		100%	1	0	-100%	0%		
TLAXCALA	ZITLALTEPEC DE TRINIDAD SANCH		100%	1	-100%	1	0	-100%	0%		
VERACRUZ	ACAJETE	1	-100%	1	-100%	2	0	-100%	0%		
VERACRUZ	ACATLAN		100%	1	-100%	1	0	-100%	0%		
VERACRUZ	BANDERILLA	1	-100%	1	-100%	2	0	-100%	0%		
VERACRUZ	CARLOS A CARRILLO	4	-100%		100%	4	0	-100%	0%		
VERACRUZ	CATEMACO	2	-100%		100%	2	0	-100%	0%		
VERACRUZ	CAZONES	2	-100%		100%	2	0	-100%	0%		
VERACRUZ	CHINAMPA DE GOROSTIZA	1	-100%		100%	1	0	-100%	0%		
VERACRUZ	CHOCAMAN	1	-100%		100%	1	0	-100%	0%		
VERACRUZ	COACOATZINTLA	2	-100%		100%	2	0	-100%	0%		
VERACRUZ	COSCOMATEPEC	2	-100%		100%	2	0	-100%	0%		
VERACRUZ	HUEYAPAN DE OCAMPO	2	-100%		100%	2	0	-100%	0%		
VERACRUZ	JILOTEPEC	1	-100%		100%	1	0	-100%	0%		
VERACRUZ	JUAN RODRIGUEZ CLARA	2	-100%		100%	2	0	-100%	0%		
VERACRUZ	MIAHUATLAN	2	-100%		100%	2	0	-100%	0%		
VERACRUZ	NAOLINCO	1	-100%		100%	1	0	-100%	0%		
VERACRUZ	NARANJOS AMATLAN	1	-100%	2	-100%	3	0	-100%	0%		
VERACRUZ	PUEBLO VIEJO	1	-100%		100%	1	0	-100%	0%		
VERACRUZ	RAFAEL DELGADO		100%	1	-100%	1	0	-100%	0%		
VERACRUZ	SOCONUSCO	1	-100%		100%	1	0	-100%	0%		
VERACRUZ	SOLEDAD ATZOMPA	1	-100%		100%	1	0	-100%	0%		
VERACRUZ	TEXISTEPEC		100%	1	-100%	1	0	-100%	0%		
VERACRUZ	TOTUTLA	1	-100%		100%	1	0	-100%	0%		
VERACRUZ	YANGA	1	-100%	1	-100%	2	0	-100%	0%		
YUCATAN	TINUM		100%	1	-100%	1	0	-100%	0%		
ZACATECAS	JUCHIPILA		100%	1	-100%	1	0	-100%	0%		
ZACATECAS	LUIS MOYA	2	-100%	1	-100%	3	0	-100%	0%		
ZACATECAS	MIGUEL AUZA		100%	1	-100%	1	0	-100%	0%		
ZACATECAS	NORIA DE ANGELES	2	-100%		100%	2	0	-100%	0%		
ZACATECAS	RIO GRANDE	1	-100%	3	-100%	4	0	-100%	0%		
ZACATECAS	VILLA GONZALEZ ORTEGA	2	-100%		100%	2	0	-100%	0%		
TOTAL GENERAL		22057	17775	-19%	13761	12129	-12%	35818	29904	-17%	100%

PORCENTAJE DE PARTICIPACIÓN POR TIPO DE ROBO Y POR AÑO.

62% 59%

38% 41%



## VEHÍCULOS RECUPERADOS EN EL PERIODO 01/ENERO/2021 AL 30/JUNIO/2021.

**14,192 VEHÍCULOS HAN SIDO RECUPERADOS A NIVEL NACIONAL DURANTE 2021, (ROBADOS A NIVEL NACIONAL, EN 2021 Y ANTES).**

ROBADOS EN:	AÑO DE ROBO		SUMA	%	RECUPERADOS EN:
	2021	ANTES DE 2021			
AGUASCALIENTES	10		10	0.43%	E S T A D O  D E  M É X I C O
CAMPECHE		1	1	0.04%	
CHIAPAS		1	1	0.04%	
CHIHUAHUA	1		1	0.04%	
CIUDAD DE MÉXICO	111	115	226	9.65%	
COLIMA	3	1	4	0.17%	
GUANAJUATO	4	10	14	0.60%	
GUERRERO		5	5	0.21%	
HIDALGO	23	10	33	1.41%	
JALISCO	3	9	12	0.51%	
<b>MEXICO</b>	<b>1318</b>	<b>639</b>	<b>1957</b>	<b>83.53%</b>	
MICHOACAN	5	4	9	0.38%	
MORELOS		11	11	0.47%	
NUEVO LEON	4	1	5	0.21%	
OAXACA		1	1	0.04%	
PUEBLA	5	3	8	0.34%	
QUERETARO	10	9	19	0.81%	
QUINTANA ROO	1	3	4	0.17%	
SAN LUIS POTOSI	2	1	3	0.13%	
SINALOA		3	3	0.13%	
SONORA		1	1	0.04%	
TAMAULIPAS	1	1	2	0.09%	
TLAXCALA	3	2	5	0.21%	
VERACRUZ	1	5	6	0.26%	
YUCATAN	1		1	0.04%	
ZACATECAS	1		1		
<b>TOTAL</b>	<b>1,507</b>	<b>836</b>	<b>2,343</b>	<b>100.00%</b>	<b>2,343</b>

**EL 16% DE LOS VEHÍCULOS RECUPERADOS EN EL EDO. DE MÉXICO, FUÉ ROBADO EN OTROS ESTADOS.**

64%

ROBADOS EN:	RECUPERADOS EN:	AÑO DE ROBO		SUMA	%
		2021	ANTES DE 2021		
E S T A D O  D E  M É X I C O	AGUASCALIENTES		16	16	0.49%
	BAJA CALIFORNIA SU	1	1	2	0.06%
	CAMPECHE	2	10	12	0.37%
	CHIAPAS		45	45	1.39%
	CHIHUAHUA	1	1	2	0.06%
	CIUDAD DE MÉXICO	150	141	291	8.96%
	COAHUILA	3	8	11	0.34%
	COLIMA	2	3	5	0.15%
	GUANAJUATO	30	72	102	3.14%
	GUATEMALA		1	1	0.03%
	GUERRERO	4	48	52	1.60%
	HIDALGO	38	116	154	4.74%
	JALISCO	4	26	30	0.92%
	<b>MEXICO</b>	<b>1,318</b>	<b>639</b>	<b>1,957</b>	<b>60.25%</b>
	MICHOACAN	5	39	44	1.35%
	MORELOS	5	28	33	1.02%
	NAYARIT		3	3	0.09%
	NUEVO LEON		13	13	0.40%
	OAXACA	1	32	33	1.02%
	PUEBLA	30	60	90	2.77%
	QUERETARO	30	98	128	3.94%
QUINTANA ROO	1	18	19	0.58%	
SAN LUIS POTOSI	9	16	25	0.77%	
SINALOA		9	9	0.28%	
TABASCO	6	21	27	0.83%	
TAMAULIPAS		7	7	0.22%	
TLAXCALA	3	29	32	0.99%	
VERACRUZ	17	66	83	2.56%	
YUCATAN		17	17	0.52%	
ZACATECAS		5	5	0.15%	
<b>3,248</b>	<b>TOTAL</b>	<b>1,660</b>	<b>1,588</b>	<b>3,248</b>	<b>100.00%</b>

**EL 40% DE LOS VEHÍCULOS ROBADOS EN EL EDO. DE MÉXICO, FUÉ RECUPERADO EN OTROS ESTADOS.**

51%

# OFICINA COORDINADORA DE RIESGOS ASEGURADOS (OCRA)

VEHÍCULOS ROBADOS AL SECTOR ASEGURADOR EN LA: **CIUDAD DE MÉXICO**, DURANTE EL PERIODO 01/01/2021-30/06/2021 Y SU COMPORTAMIENTO DURANTE EL MISMO PERIODO DE 2020, ORDENADO POR LOS TIPOS MÁS ROBADOS DURANTE 2021.

MARCA	TIPO	TOTAL CIUDAD DE MÉXICO									
		CON VIOLENCIA			ESTACIONADO			TOTAL			% DEL TOT.
		2020	2021	% DE INCR.	2020	2021	% DE INCR.	2020	2021	% DE INCR.	
NISSAN	VERSA	110	87	-21%	170	230	35%	280	317	13%	11%
GENERAL MOTORS	AVEO	109	89	-18%	209	116	-44%	318	205	-36%	7%
GENERAL MOTORS	BEAT	34	45	32%	69	84	22%	103	129	25%	5%
NISSAN	TSURU	40	42	5%	184	73	-60%	224	115	-49%	4%
VOLKSWAGEN	VENTO	139	72	-48%	40	28	-30%	179	100	-44%	4%
NISSAN	NP300	48	29	-40%	69	48	-30%	117	77	-34%	3%
NISSAN	SENTRA	33	15	-55%	80	55	-31%	113	70	-38%	3%
YAMAHA	111-250	29	25	-14%	67	30	-55%	96	55	-43%	2%
BAJAJ	111-250	17	16	-6%	46	29	-37%	63	45	-29%	2%
NISSAN	MARCH	25	14	-44%	42	28	-33%	67	42	-37%	2%
HONDA	111-250	20	12	-40%	22	29	32%	42	41	-2%	1%
VOLKSWAGEN	JETTA Y CLASICO	52	26	-50%	21	15	-29%	73	41	-44%	1%
NISSAN	TIIDA	17	23	35%	22	6	-73%	39	29	-26%	1%
VOLKSWAGEN	NUEVO JETTA	31	16	-48%	11	13	18%	42	29	-31%	1%
FORD	F-350,F450,F550, ESTACAS,CHASIS CAB	26	15	-42%	25	13	-48%	51	28	-45%	1%
ITALIKA	111-250	33	10	-70%	64	16	-75%	97	26	-73%	1%
VOLKSWAGEN	GOL	29	16	-45%	5	9	80%	34	25	-26%	1%
NISSAN	ESTACAS CORTO,LARGO, CHASIS,	7	6	-14%	26	18	-31%	33	24	-27%	1%
NISSAN	PICK-UP CORTO,LARGO,DOBLE,KING	10	2	-80%	44	22	-50%	54	24	-56%	1%
TOYOTA	AVANZA	19	16	-16%	4	8	100%	23	24	4%	1%
GENERAL MOTORS	SPARK	19	11	-42%	6	12	100%	25	23	-8%	1%
KENWORTH	KENWORTH	14	17	21%	8	6	-25%	22	23	5%	1%
KIA	RIO	20	16	-20%	4	7	75%	24	23	-4%	1%
MAZDA	3	20	11	-45%	13	11	-15%	33	22	-33%	1%
BMW	251-650	11	11	0%	32	9	-72%	43	20	-53%	1%
GENERAL MOTORS	SONIC	20	14	-30%	5	6	20%	25	20	-20%	1%
FORD	FIGO	7	12	71%	2	6	200%	9	18	100%	1%
CHRYSLER	ATTITUDE	19	12	-37%	6	5	-17%	25	17	-32%	1%
FREIGHTLINER	FREIGHTLINER	9	14	56%	7	3	-57%	16	17	6%	1%
HONDA	CIVIC	8	8	0%	12	9	-25%	20	17	-15%	1%
NISSAN	XTRAIL	14	10	-29%	7	7	0%	21	17	-19%	1%
SEAT	IBIZA	48	11	-77%	5	6	20%	53	17	-68%	1%
NISSAN	URVAN PASAJEROS	6	3	-50%	28	13	-54%	34	16	-53%	1%
TOYOTA	COROLLA	4	13	225%	2	3	50%	6	16	167%	1%
YAMAHA	50-110	2	6	200%	7	10	43%	9	16	78%	1%
HONDA	CITY	15	7	-53%	8	8	0%	23	15	-35%	1%
HONDA	CRV	19	9	-53%	9	6	-33%	28	15	-46%	1%
KTM	111-250	10	10	0%	19	5	-74%	29	15	-48%	1%
SEMIREMOLQUES	REMOLQUES	6	10	67%	1	5	400%	7	15	114%	1%
GENERAL MOTORS	CRUZE	10	8	-20%	5	6	20%	15	14	-7%	1%
TOYOTA	HILUX PICK UP		12	100%	1	2	100%	1	14	1300%	1%
VOLKSWAGEN	GOLF	15	7	-53%	11	7	-36%	26	14	-46%	1%
FORD	FIESTA	10	5	-50%	7	8	14%	17	13	-24%	0%
GENERAL MOTORS	EXPRESS VAN PASAJEROS	2	2	0%	1	11	1000%	3	13	333%	0%
KIA	FORTE	6	10	67%	5	3	-40%	11	13	18%	0%
NISSAN	ICHI-VAN PANEL, URVAN PANEL	1	2	100%	11	11	0%	12	13	8%	0%
GENERAL MOTORS	ONIX	1	11	1000%		1	100%	1	12	1100%	0%
GENERAL MOTORS	TRAX	9	4	-56%	1	7	600%	10	11	10%	0%
HONDA	HR-V	9	8	-11%	3	3	0%	12	11	-8%	0%
HYUNDAI	GRAND I10	16	7	-56%	1	4	300%	17	11	-35%	0%
KIA	SPORTAGE	10	9	-10%	3	2	-33%	13	11	-15%	0%
TOYOTA	HIACE	6	8	33%	4	3	-25%	10	11	10%	0%
TOYOTA	YARIS	10	6	-40%	5	5	0%	15	11	-27%	0%
VENTO	111-250	2	5	150%	5	6	20%	7	11	57%	0%
VOLKSWAGEN	SEDAN	4	1	-75%	17	10	-41%	21	11	-48%	0%
FORD	FOCUS	6	5	-17%	1	5	400%	7	10	43%	0%
GENERAL MOTORS	CHEVY	3	3	0%	10	7	-30%	13	10	-23%	0%
RENAULT	DUSTER	4	6	50%	6	4	-33%	10	10	0%	0%
VOLKSWAGEN	POLO	17	7	-59%	7	3	-57%	24	10	-58%	0%
VOLKSWAGEN	TIGUAN	20	6	-70%	6	4	-33%	26	10	-62%	0%
CHRYSLER	VOYAGER	5	1	-80%	16	8	-50%	21	9	-57%	0%
GENERAL MOTORS	SILVERADO PICK UP (C- 2500)	6	1	-83%	6	8	33%	12	9	-25%	0%
SEMIREMOLQUES	CAJA SECA	11	6	-45%	1	3	200%	12	9	-25%	0%
TOYOTA	RAV4	9	8	-11%	2	1	-50%	11	9	-18%	0%
VOLKSWAGEN	POINTER	1	1	0%	4	8	100%	5	9	80%	0%
BAJAJ	251-650	9	1	-89%	10	7	-30%	19	8	-58%	0%
FORD	F-350,450,550 CAJA SECA	3	4	33%	1	4	300%	4	8	100%	0%
HONDA	FIT	4	5	25%	1	3	200%	5	8	60%	0%
INTERNATIONAL	INTERNATIONAL	4	6	50%	4	2	-50%	8	8	0%	0%
MAZDA	CX5	9	5	-44%	5	3	-40%	14	8	-43%	0%
MERCEDES BENZ	CLASE C	2	6	200%	4	2	-50%	6	8	33%	0%
ARMADO	CAMION	1	3	200%		4	100%	1	7	600%	0%
BMW	651-1000	1	4	300%	2	3	50%	3	7	133%	0%
BMW	SERIE 3	8	6	-25%		1	100%	8	7	-13%	0%
CHRYSLER	RAM 1500	1	3	200%	3	4	33%	4	7	75%	0%
HYUNDAI	CRETA	1	5	400%	3	2	-33%	4	7	75%	0%

KENWORTH	6 X 2 CAJA SECA	3	6	100%	5	1	-80%	8	7	-13%	0%
KTM	251-650	3	3	0%	7	4	-43%	10	7	-30%	0%
MAZDA	CX-3	10	5	-50%	2	2	0%	12	7	-42%	0%
MERCEDES BENZ Y											
FREIGHLINER	4 X 2 CAJA SECA	1	4	300%	3	3	0%	4	7	75%	0%
MITSUBISHI	MIRAGE	2	5	150%	1	2	100%	3	7	133%	0%
SEAT	LEON	18	6	-67%	3	1	-67%	21	7	-67%	0%
SEMIREMOLQUES	CAJA REFRIGERADA	7	7	0%	2		-100%	9	7	-22%	0%
GENERAL MOTORS	OPTRA		2	100%	5	4	-20%	5	6	20%	0%
GENERAL MOTORS	SUBURBAN, CARRY ALL	3	3	0%	4	3	-25%	7	6	-14%	0%
MAZDA	2	5	4	-20%	2	2	0%	7	6	-14%	0%
NISSAN	FRONTIER PICK UP	4	2	-50%	17	4	-76%	21	6	-71%	0%
NISSAN	KICKS	8	2	-75%	5	4	-20%	13	6	-54%	0%
OTROS	OTROS	2	4	100%	4	2	-50%	6	6	0%	0%
SEMIREMOLQUES	DOLLY	3	4	33%		2	100%	3	6	100%	0%
TOYOTA	PRIUS	2	3	50%	3	3	0%	5	6	20%	0%
VOLKSWAGEN	VIRTUS	5	5	0%	1	1	0%	6	6	0%	0%
AUDI	A3	12	1	-92%	6	4	-33%	18	5	-72%	0%
CHRYSLER	TOWN & COUNTRY	1		-100%	3	5	67%	4	5	25%	0%
FORD	ESCAPE	6	3	-50%	3	2	-33%	9	5	-44%	0%
FORD	F-350,450,550 CAJA CONTENEDOR		2	100%	2	3	50%	2	5	150%	0%
FORD	RANGER PICK UP	1	3	200%	2	2	0%	3	5	67%	0%
GENERAL MOTORS	CARRIOL, EXPRESS CARGO VAN		2	100%	1	3	200%	1	5	400%	0%
GENERAL MOTORS	CAVALIER	8	5	-38%	4		-100%	12	5	-58%	0%
GENERAL MOTORS	CHEYENNE,CHEYENNE SS PICK UP	1	2	100%	1	3	200%	2	5	150%	0%
GENERAL MOTORS	MALIBU		1	100%	1	4	300%	1	5	400%	0%
GENERAL MOTORS	SILVERADO PICK UP (C- 3500)	5	3	-40%	4	2	-50%	9	5	-44%	0%
HONDA	ACCORD	4	3	-25%	3	2	-33%	7	5	-29%	0%
NISSAN	ALTIMA	3	1	-67%	3	4	33%	6	5	-17%	0%
RENAULT	LOGAN	4	4	0%	1	1	0%	5	5	0%	0%
SEAT	TOLEDO	15	3	-80%	1	2	100%	16	5	-69%	0%
SEMIREMOLQUES	CAJA REDILAS	4	2	-50%	3	3	0%	7	5	-29%	0%
VOLKSWAGEN	BORA	3	2	-33%	3	3	0%	6	5	-17%	0%
VOLKSWAGEN	SAVEIRO	1	4	300%	2	1	-50%	3	5	67%	0%
AUDI	Q5	5	2	-60%	1	2	100%	6	4	-33%	0%
BMW	SERIE 1	4	1	-75%	1	3	200%	5	4	-20%	0%
BMW	X5	4	3	-25%		1	100%	4	4	0%	0%
CHRYSLER	GRAND CARAVAN		2	100%	3	2	-33%	3	4	33%	0%
FORD	ECOSPORT	3	2	-33%	3	2	-33%	6	4	-33%	0%
GENERAL MOTORS	EQUINOX	1	3	200%		1	100%	1	4	300%	0%
GENERAL MOTORS	TORNADO,CHEVY PICK UP	1	4	300%			100%	1	4	300%	0%
HONDA	ODYSSEY	4	1	-75%	1	3	200%	5	4	-20%	0%
HYUNDAI	ACCENT	3	3	0%	1	1	0%	4	4	0%	0%
INTERNATIONAL	CHASIS CABINA 6X4	2	1	-50%	3	3	0%	5	4	-20%	0%
MERCEDES BENZ	CLASE GLA		4	100%			100%	0	4	100%	0%
SUZUKI	111-250	3	2	-33%	6	2	-67%	9	4	-56%	0%
SUZUKI	CIAZ	3	3	0%	2	1	-50%	5	4	-20%	0%
VOLKSWAGEN	JETTA MODELO 92 AL 99	2	2	0%	6	2	-67%	8	4	-50%	0%
VOLKSWAGEN	PASSAT	4	1	-75%	5	3	-40%	9	4	-56%	0%
VOLVO	VOLVO	5	2	-60%		2	100%	5	4	-20%	0%
YAMAHA	251-650	7	1	-86%	4	3	-25%	11	4	-64%	0%
AUDI	A1	12	2	-83%	3	1	-67%	15	3	-80%	0%
BMW	1001-2000	1	3	200%	5		-100%	6	3	-50%	0%
BMW	COOPER	20	2	-90%	2	1	-50%	22	3	-86%	0%
BMW	X1	1	3	200%	1		-100%	2	3	50%	0%
CHRYSLER	JEEP RENEGADE		2	100%		1	100%	0	3	100%	0%
CHRYSLER	JEEP WRANGLER	1	2	100%	1	1	0%	2	3	50%	0%
FORD	F-100, F-150 PICK UP			100%	2	3	50%	2	3	50%	0%
FORD	FUSION		1	100%		2	100%	0	3	100%	0%
FORD	WINDSTAR		1	100%	1	2	100%	1	3	200%	0%
GENERAL MOTORS	ASTRA		2	100%	3	1	-67%	3	3	0%	0%
GENERAL MOTORS	MATIZ G2		2	100%	2	1	-50%	2	3	50%	0%
GENERAL MOTORS	TAHOE	2		-100%	2	3	50%	4	3	-25%	0%
GENERAL MOTORS	TERRAIN	1	1	0%	1	2	100%	2	3	50%	0%
GENERAL MOTORS	TRAVERSE		3	100%			100%	0	3	100%	0%
HYUNDAI	TUCSON	8	1	-88%	4	2	-50%	12	3	-75%	0%
INTERNATIONAL	4 X 2 CAJA SECA		3	100%	1		-100%	1	3	200%	0%
ISUZU	ELF 500	2	3	50%			100%	2	3	50%	0%
KIA	SORENTO	3	3	0%	1		-100%	4	3	-25%	0%
MAZDA	CX9		2	100%	1	1	0%	1	3	200%	0%
MERCEDES BENZ	CLASE CLA	2	2	0%	1	1	0%	3	3	0%	0%
PEUGEOT	207	1	2	100%	2	1	-50%	3	3	0%	0%
PEUGEOT	3008		1	100%		2	100%	0	3	100%	0%
RENAULT	CLIO	2	1	-50%	1	2	100%	3	3	0%	0%
RENAULT	KANGOO PASAJEROS	1		-100%		3	100%	1	3	200%	0%
RENAULT	KOLEOS	3	1	-67%		2	100%	3	3	0%	0%
RENAULT	SANDERO	2	2	0%		1	100%	2	3	50%	0%
SAAB	9-3'		3	100%			-100%	1	3	200%	0%
SUZUKI	GRAND VITARA	1	3	200%			100%	1	3	200%	0%
TOYOTA	HIACE PANEL	4	3	-25%			100%	4	3	-25%	0%
TOYOTA	HIGHLANDER		3	100%			100%	0	3	100%	0%
VOLKSWAGEN	TRANSPORTER	1	1	0%		2	100%	1	3	200%	0%
ACURA	MDX	1	2	100%	1		-100%	2	2	0%	0%
ACURA	RDX		1	100%		1	100%	0	2	100%	0%
AUDI	A4	5	1	-80%	2	1	-50%	7	2	-71%	0%
AUDI	A5		1	100%		1	100%	0	2	100%	0%
AUDI	Q3	2	1	-50%	1	1	0%	3	2	-33%	0%
BMW	X3	1	2	100%	2		-100%	3	2	-33%	0%
BUICK	ENCLAVE	1	1	0%	1	1	0%	2	2	0%	0%
CHRYSLER	ATOS		1	100%		1	100%	0	2	100%	0%

CHRYSLER	D-350, RAM 3500,4000 CAJA SECA	4	2	-50%	3		-100%	7	2	-71%	0%
CHRYSLER	D-350, RAM 3500,4000 PLATAFORMA	1	1	0%		1	100%	1	2	100%	0%
CHRYSLER	DURANGO		1	100%		1	100%	0	2	100%	0%
CHRYSLER	JEEP CHEROKEE	2	1	-50%	1	1	0%	3	2	-33%	0%
CHRYSLER	JEEP GRAND CHEROKEE	4	1	-75%	2	1	-50%	6	2	-67%	0%
CHRYSLER	JOURNEY	5	2	-60%	9		-100%	14	2	-86%	0%
CHRYSLER	NEON		1	100%		1	100%	0	2	100%	0%
CHRYSLER	RAM 700 PICK UP	1	2	100%			100%	1	2	100%	0%
CHRYSLER	RAM CHARGER	1	2	100%			100%	1	2	100%	0%
CHRYSLER	RAM PROMASTER	1	2	100%			100%	1	2	100%	0%
CHRYSLER	STRATUS Y BREEZE			100%		2	100%	0	2	100%	0%
DINA	4 X 2 CAJA SECA		1	100%		1	100%	0	2	100%	0%
FIAT	PALIO		2	100%			100%	0	2	100%	0%
FIAT	UNO		1	100%	2	1	-50%	2	2	0%	0%
FORD	ECONOLINE PASAJEROS	1		-100%	1	2	100%	2	2	0%	0%
FORD	F 150		1	100%		1	100%	0	2	100%	0%
FORD	IKON			100%	1	2	100%	1	2	100%	0%
FORD	MUSTANG	1	1	0%	1	1	0%	2	2	0%	0%
GENERAL MOTORS	ACADIA	1	2	100%			100%	1	2	100%	0%
GENERAL MOTORS	BLAZER			100%	1	2	100%	1	2	100%	0%
GENERAL MOTORS	C-20,MAXICAB, R 25,C250 PICK UP			100%		2	100%	0	2	100%	0%
GENERAL MOTORS	C-30,C35,C36,C3500, CHASIS ESTACAS	1	2	100%	1		-100%	2	2	0%	0%
GENERAL MOTORS	CAPTIVA	3		-100%		2	100%	3	2	-33%	0%
GENERAL MOTORS	MATIZ	1	1	0%	2	1	-50%	3	2	-33%	0%
GENERAL MOTORS	S-10 PICK UP	1	1	0%	1	1	0%	2	2	0%	0%
GENERAL MOTORS	TRACKER		2	100%			100%	0	2	100%	0%
HINO	300	3	2	-33%			100%	3	2	-33%	0%
HINO	CAJA SECA	5	2	-60%	1		-100%	6	2	-67%	0%
HONDA	BRV	4	1	-75%	1	1	0%	5	2	-60%	0%
HUSQVARNA	251-650		2	100%			100%	0	2	100%	0%
ITALIKA	251-650	1	1	0%	1	1	0%	2	2	0%	0%
KIA	SOUL	11	1	-91%	1	1	0%	12	2	-83%	0%
MERCEDES BENZ	AUTOBUS URBANO	2	2	0%			100%	2	2	0%	0%
MERCEDES BENZ	CLASE GLC	1	2	100%	1		-100%	2	2	0%	0%
MERCEDES BENZ	SPRINTER PASAJEROS	2	2	0%	1		-100%	3	2	-33%	0%
MITSUBISHI	OUTLANDER	1	2	100%	1		-100%	2	2	0%	0%
NISSAN	JUKE		1	100%		1	100%	0	2	100%	0%
PEUGEOT	PARTNER FURGON		1	100%		1	100%	0	2	100%	0%
RENAULT	CAPTUR	2	2	0%			100%	2	2	0%	0%
RENAULT	FLUENCE		1	100%	1	1	0%	1	2	100%	0%
RENAULT	KWID	1	1	0%		1	100%	1	2	100%	0%
RENAULT	STEPWAY	2	2	0%	1		-100%	3	2	-33%	0%
SEMIRREMOLQUES	TANQUE	2	2	0%	1		-100%	3	2	-33%	0%
SUZUKI	ERTIGA	2	2	0%			100%	2	2	0%	0%
SUZUKI	IGNIS			100%		2	100%	0	2	100%	0%
SUZUKI	SWIFT	6		-100%	3	2	-33%	9	2	-78%	0%
SUZUKI	SX4		1	100%	1	1	0%	1	2	100%	0%
TOYOTA	CAMRY	2	1	-50%		1	100%	2	2	0%	0%
TOYOTA	SIENNA	5	1	-80%		1	100%	5	2	-60%	0%
VOLKSWAGEN	BEETLE	5		-100%	1	2	100%	6	2	-67%	0%
VOLKSWAGEN	COMBI	1		-100%	1	2	100%	2	2	0%	0%
VOLKSWAGEN	DERBY		1	100%		1	100%	0	2	100%	0%
VOLKSWAGEN	EUROVAN PASAJEROS	1		-100%	1	2	100%	2	2	0%	0%
VOLKSWAGEN	GOLF MODELO 92 AL 99		1	100%	1	1	0%	1	2	100%	0%
VOLKSWAGEN	JETTA MODELO 92 Y ANTERIORES	4	2	-50%	2		-100%	6	2	-67%	0%
VOLKSWAGEN	TAOS		1	100%		1	100%	0	2	100%	0%
VOLKSWAGEN	VOLKSWAGEN		2	100%			100%	0	2	100%	0%
ARMADO	TRACTOCAMION		1	100%			100%	0	1	100%	0%
AUDI	Q7	1	1	0%	1		-100%	2	1	-50%	0%
AUDI	S3		1	100%			100%	0	1	100%	0%
AUDI	TT		1	100%			100%	0	1	100%	0%
BAIC	M50			100%		1	100%	0	1	100%	0%
BENELLI	111-250		1	100%	1		-100%	1	1	0%	0%
BENELLI	251-650	1		-100%		1	100%	1	1	0%	0%
BMW	SERIE 2	2	1	-50%			100%	2	1	-50%	0%
BMW	SERIE 6		1	100%			100%	0	1	100%	0%
BMW	X4	1	1	0%	1		-100%	2	1	-50%	0%
BMW	X6	1	1	0%			100%	1	1	0%	0%
BUICK	VERANO		1	100%			100%	0	1	100%	0%
CADILLAC	ESCALADE		1	100%			100%	0	1	100%	0%
CADILLAC	SRX			100%		1	100%	0	1	100%	0%
CARABELA	111-250			100%		1	100%	0	1	100%	0%
CHRYSLER	300		1	100%			100%	0	1	100%	0%
CHRYSLER	CHARGER		1	100%			100%	0	1	100%	0%
CHRYSLER	DAKOTA PICK UP		1	100%			100%	0	1	100%	0%
CHRYSLER	DART		1	100%			100%	0	1	100%	0%
CHRYSLER	H100 PASAJEROS		1	100%			100%	0	1	100%	0%
CHRYSLER	I 10			100%		1	100%	0	1	100%	0%
CHRYSLER	JEEP COMPASS	2	1	-50%	3		-100%	5	1	-80%	0%
CHRYSLER	JEEP GLADIATOR			100%		1	100%	0	1	100%	0%
CHRYSLER	JEEP LIBERTY	3		-100%	1	1	0%	4	1	-75%	0%
CHRYSLER	JEEP PATRIOT	2		-100%	1	1	0%	3	1	-67%	0%
CHRYSLER	PACIFICA		1	100%			100%	0	1	100%	0%
CHRYSLER	SPIRIT			100%	4	1	-75%	4	1	-75%	0%
DINA	6 X 4 VOLTEO			100%		1	100%	0	1	100%	0%
DINA	MICROBUS URBANOS		1	100%	1		-100%	1	1	0%	0%
DINAMO	111-250	1	1	0%			100%	1	1	0%	0%
DUCATI	251 650		1	100%			100%	0	1	100%	0%
FIAT	500	2		-100%	1	1	0%	3	1	-67%	0%
FORD	4 X 2 CAJA REDILAS		1	100%			100%	0	1	100%	0%



FORD	ECONOLINE CARGO VAN			100%		1	1	0%		1	1	0%	0%
FORD	EDGE	2	1	-50%		1		-100%		3	1	-67%	0%
FORD	EXPEDITION	1	1	0%				100%		1	1	0%	0%
FORD	EXPLORER	4		-100%			1	100%		4	1	-75%	0%
FORD	RANGER CAJA SECA			100%			1	100%		0	1	100%	0%
FORD	TRANSIT CARGA		1	100%				100%		0	1	100%	0%
FORD	TRANSIT PASAJEROS		1	100%				100%		0	1	100%	0%
FRONTERIZOS	COMERCIALES			100%			1	100%		0	1	100%	0%
GENERAL MOTORS	AUTOBUS URBANO		1	100%				100%		0	1	100%	0%
GENERAL MOTORS	AVALANCHE		1	100%				100%		0	1	100%	0%
GENERAL MOTORS	C-15.1500 PICK UP			100%		8	1	-88%		8	1	-88%	0%
GENERAL MOTORS	CHEVELLE, NOVA, CAPRICE, OPEL			100%			1	100%		0	1	100%	0%
GENERAL MOTORS	COLORADO PICK UP		1	100%				100%		0	1	100%	0%
GENERAL MOTORS	CORSA	1		-100%		4	1	-75%		5	1	-80%	0%
GENERAL MOTORS	EIGHTY EIGHT		1	100%				100%		0	1	100%	0%
GENERAL MOTORS	G3			100%			1	100%		0	1	100%	0%
GENERAL MOTORS	LUMINA			100%			1	100%		0	1	100%	0%
GENERAL MOTORS	LUV PICK UP,ESTACAS, CREW CAB			100%			1	100%		0	1	100%	0%
GENERAL MOTORS	MERIVA			100%			1	100%		0	1	100%	0%
GENERAL MOTORS	YUKON		1	100%				100%		0	1	100%	0%
HARLEY-DAVIDSON	1001-2000		1	100%		1		-100%		1	1	0%	0%
HONDA	ELEMENT			100%			1	100%		0	1	100%	0%
HYUNDAI	SANTA FE	1	1	0%				100%		1	1	0%	0%
INFINITI	Q50		1	100%				100%		0	1	100%	0%
ISUZU	ELF600	1	1	0%		2		-100%		3	1	-67%	0%
JAC	HFC		1	100%				100%		0	1	100%	0%
JAC	SEI 2	1		-100%			1	100%		1	1	0%	0%
KEEWAY	111 250			100%		1	1	0%		1	1	0%	0%
KIA	NIRO HIBRIDO		1	100%		1		-100%		1	1	0%	0%
KIA	OPTIMA	1	1	0%				100%		1	1	0%	0%
KIA	SEDONA	1	1	0%		1		-100%		2	1	-50%	0%
KIA	SELTOS		1	100%				100%		0	1	100%	0%
KURAZAI	111-250		1	100%				100%		0	1	100%	0%
LAND ROVER	DISCOVERY		1	100%				100%		0	1	100%	0%
LAND ROVER	FREELANDER			100%			1	100%		0	1	100%	0%
LEGALIZADO	COMERCIALES			100%			1	100%		0	1	100%	0%
MAZDA	5	1	1	0%				100%		1	1	0%	0%
MAZDA	6		1	100%		2		-100%		2	1	-50%	0%
MAZDA	CX7	2	1	-50%				100%		2	1	-50%	0%
MAZDA	MX5	2	1	-50%				100%		2	1	-50%	0%
MB MOTOS	111 250			100%			1	100%		0	1	100%	0%
MERCEDES BENZ	CLASE E	1	1	0%		2		-100%		3	1	-67%	0%
MERCEDES BENZ	CLASE A	3		-100%			1	100%		3	1	-67%	0%
MERCEDES BENZ	CLASE GLE	1	1	0%		1		-100%		2	1	-50%	0%
MERCEDES BENZ	CLASE GLS			100%			1	100%		0	1	100%	0%
MERCEDES BENZ	SMART		1	100%				100%		0	1	100%	0%
MERCEDES BENZ	SPRINTER CARGO VAN (416.415)	2	1	-50%				100%		2	1	-50%	0%
MERCEDES BENZ	SPRINTER SERVICIO PÚBLICO		1	100%		1		-100%		1	1	0%	0%
MERCEDES BENZ	VITO CARGO VAN		1	100%				100%		0	1	100%	0%
MERCEDES BENZ Y													
FREIGHTLINER	6 X 2 CAJA SECA	1		-100%		1	1	0%		2	1	-50%	0%
MITSUBISHI	ENDEAVOR		1	100%		1		-100%		1	1	0%	0%
MITSUBISHI	MONTERO	1		-100%		1	1	0%		2	1	-50%	0%
NISSAN	CABSTAR CAJA SECA ESTANDAR	2	1	-50%				100%		2	1	-50%	0%
NISSAN	DATSUN			100%			1	100%		0	1	100%	0%
NISSAN	ICHI-VAN Y URVAN, SERVICIO PÚBLICO			100%			1	100%		0	1	100%	0%
NISSAN	NOTE	2	1	-50%		1		-100%		3	1	-67%	0%
NISSAN	NV 350	1	1	0%				100%		1	1	0%	0%
NISSAN	PLATINA			100%		3	1	-67%		3	1	-67%	0%
NISSAN	ROGUE	1	1	0%				100%		1	1	0%	0%
NISSAN	TITAN PICK UP		1	100%				100%		0	1	100%	0%
NISSAN	TSUBAME		1	100%		3		-100%		3	1	-67%	0%
NISSAN	V DRIVE			100%			1	100%		0	1	100%	0%
PEUGEOT	206	1	1	0%		2		-100%		3	1	-67%	0%
PEUGEOT	301	1	1	0%				100%		1	1	0%	0%
PEUGEOT	307			100%			1	100%		0	1	100%	0%
PEUGEOT	MANAGER CARGO VAN		1	100%				100%		0	1	100%	0%
PEUGEOT	MANAGER PASAJEROS			100%			1	100%		0	1	100%	0%
PEUGEOT	PARTNER PACK FURGON			100%			1	100%		0	1	100%	0%
PEUGEOT	PARTNER TEPEE	1		-100%		1	1	0%		2	1	-50%	0%
PORSCHE	718		1	100%				100%		0	1	100%	0%
PORSCHE	CAYENNE	3	1	-67%		1		-100%		4	1	-75%	0%
PORSCHE	PANAMERA	1		-100%			1	100%		1	1	0%	0%
RENAULT	SCALA		1	100%		1		-100%		1	1	0%	0%
ROVER	MG		1	100%				100%		0	1	100%	0%
SEAT	ATECA	2		-100%		1	1	0%		3	1	-67%	0%
SEAT	CORDOBA			100%		1	1	0%		1	1	0%	0%
SEMIREMOLQUES	JAULA GANADERA		1	100%				100%		0	1	100%	0%
SEMIREMOLQUES	PORTACONTENEDOR		1	100%				100%		0	1	100%	0%
SEMIREMOLQUES	VOLTEO		1	100%				100%		0	1	100%	0%
SUNDIRO	251-650			100%			1	100%		0	1	100%	0%
SUZUKI	251-650	1		-100%		1	1	0%		2	1	-50%	0%
SUZUKI	VITARA		1	100%				100%		0	1	100%	0%
TESLA	3			100%			1	100%		0	1	100%	0%
TOYOTA	TACOMA PICK UP			100%			1	100%		0	1	100%	0%
TOYOTA	TUNDRA PICK UP		1	100%				100%		0	1	100%	0%
TRECK MOTORS													
CARABELA KURAZAI ISLO	111 250			100%			1	100%		0	1	100%	0%
TRIUMPH	651-1000		1	100%				100%		0	1	100%	0%
VELOCIT MOTORS	111 250	1		-100%			1	100%		1	1	0%	0%

VELOCI MOTORS	251 650		1	100%			100%	0	1	100%	0%
VENTO	251-650			100%		1	100%	0	1	100%	0%
VOLKSWAGEN	4 X 2 CAJA SECA		1	100%			100%	0	1	100%	0%
VOLKSWAGEN	ATLANTIC			100%	1	1	0%	1	1	0%	0%
VOLKSWAGEN	CRAFTER PASAJEROS		1	100%			100%	0	1	100%	0%
VOLKSWAGEN	CROSSFOX		1	100%			100%	0	1	100%	0%
VOLKSWAGEN	DELIVERY			100%		1	100%	0	1	100%	0%
VOLKSWAGEN	GOLF GTI	1	1	0%			100%	1	1	0%	0%
VOLKSWAGEN	ROUTAN			100%		1	100%	0	1	100%	0%
VOLKSWAGEN	SHARAN			100%	2	1	-50%	2	1	-50%	0%
VOLKSWAGEN	T CROSS		1	100%			100%	0	1	100%	0%
VOLKSWAGEN	TERAMONT		1	100%			100%	0	1	100%	0%
YAMAHA	651-1000		1	100%	1		-100%	1	1	0%	0%
ZACUA	M3			100%		1	100%	0	1	100%	0%
ACURA	TL			100%	1		-100%	1	0	-100%	0%
ALESSIA CARABELA	111 250	1		-100%			100%	1	0	-100%	0%
ALFA ROMEO	MITO	1		-100%			100%	1	0	-100%	0%
AUDI	A6	3		-100%			100%	3	0	-100%	0%
AUDI	Q2	1		-100%			100%	1	0	-100%	0%
AUDI	S4	1		-100%			100%	1	0	-100%	0%
BAIC	X25			100%		1	-100%	1	0	-100%	0%
BMW	SERIE 3 HIBRIDO			100%		1	-100%	1	0	-100%	0%
BMW	SERIE 4	1		-100%	1		-100%	2	0	-100%	0%
BMW	SERIE 5	4		-100%			100%	4	0	-100%	0%
BMW	X2	1		-100%	1		-100%	2	0	-100%	0%
BUICK	LACROSSE	2		-100%			100%	2	0	-100%	0%
CADILLAC	BLS			100%	1		-100%	1	0	-100%	0%
CHRYSLER	200			100%	1		-100%	1	0	-100%	0%
CHRYSLER	CHALLENGER	1		-100%			100%	1	0	-100%	0%
CHRYSLER	D-250 PICK UP			100%	1		-100%	1	0	-100%	0%
CHRYSLER	D-350, RAM 3500 QUAD CAB PICK UP			100%	1		-100%	1	0	-100%	0%
CHRYSLER	RAM PASAJEROS			100%	1		-100%	1	0	-100%	0%
CHRYSLER	RAM 2500			100%	1		-100%	1	0	-100%	0%
CHRYSLER	RAM MEGA PICK UP	1		-100%			100%	1	0	-100%	0%
CHRYSLER	RAM PICK UP	1		-100%	1		-100%	2	0	-100%	0%
CHRYSLER	SHADOW	1		-100%	1		-100%	2	0	-100%	0%
CHRYSLER	VERNA			100%	1		-100%	1	0	-100%	0%
CHRYSLER	VISION	1		-100%			100%	1	0	-100%	0%
DUCATI	111 250	3		-100%			100%	3	0	-100%	0%
DUCATI	651-1000	4		-100%			100%	4	0	-100%	0%
ESPECIALES	VEHICULOS INDUSTRIALES, AGRICOLAS, CONTRATISTAS	3		-100%			100%	3	0	-100%	0%
FIAT	IDEA	1		-100%	1		-100%	2	0	-100%	0%
FIAT	MOBI	2		-100%	1		-100%	3	0	-100%	0%
FORD	ESCORT			100%	1		-100%	1	0	-100%	0%
FORD	GRAND MARQUIS, MOD. (1999 Y ANT) LTD			100%			100%				
FORD	GALAXIE			100%	1		-100%	1	0	-100%	0%
FORD	LOBO, KING RANCH PICK UP			100%	1		-100%	1	0	-100%	0%
FORD	THUNDERBIRD			100%	1		-100%	1	0	-100%	0%
FRONTERIZOS	AUTOMOVILES			100%	2		-100%	2	0	-100%	0%
GENERAL MOTORS	4 X 2 CAJA SECA	1		-100%	2		-100%	3	0	-100%	0%
GENERAL MOTORS	6 X 2 CAJA SECA	1		-100%			100%	1	0	-100%	0%
GENERAL MOTORS	C-30,35,36,3500 CAJA SECA			100%	1		-100%	1	0	-100%	0%
GENERAL MOTORS	CHEVY C2	1		-100%	5		-100%	6	0	-100%	0%
GENERAL MOTORS	EXPRESS, WAGON SERVICIO PÚBLICO			100%	1		-100%	1	0	-100%	0%
GENERAL MOTORS	G-30, WAGON, CARGO VAN	3		-100%			100%	3	0	-100%	0%
GENERAL MOTORS	GRAN AM			100%	1		-100%	1	0	-100%	0%
GENERAL MOTORS	KODIAK 6 X 4 VOLTEO	1		-100%			100%	1	0	-100%	0%
GENERAL MOTORS	SUNFIRE			100%	1		-100%	1	0	-100%	0%
GENERAL MOTORS	VENTURE			100%	1		-100%	1	0	-100%	0%
GIANT	PICK-UP			100%	1		-100%	1	0	-100%	0%
HINO	CAJA REFRIGERADA	1		-100%			100%	1	0	-100%	0%
HONDA	1001-2000			100%	1		-100%	1	0	-100%	0%
HONDA	50-110	1		-100%			100%	1	0	-100%	0%
HONDA	PILOT	1		-100%	2		-100%	3	0	-100%	0%
HUMMER	H2			100%	1		-100%	1	0	-100%	0%
HYUNDAI	ELANTRA	4		-100%	2		-100%	6	0	-100%	0%
HYUNDAI	H200	1		-100%			100%	1	0	-100%	0%
HYUNDAI	IONIQ HIBRIDO			100%	1		-100%	1	0	-100%	0%
HYUNDAI	IX35	2		-100%			100%	2	0	-100%	0%
HYUNDAI	STAREX	1		-100%			100%	1	0	-100%	0%
INFINITI	QX80			100%	1		-100%	1	0	-100%	0%
INTERNATIONAL	4 X 2 CAJA REDILAS, CHASIS			100%	1		-100%	1	0	-100%	0%
ISLO	111-250	2		-100%	4		-100%	6	0	-100%	0%
ISUZU	ELF 200 CLASE 2	1		-100%			100%	1	0	-100%	0%
ISUZU	ELF 400	1		-100%			100%	1	0	-100%	0%
KAWASAKI	111-250	2		-100%			100%	2	0	-100%	0%
KAWASAKI	251-650	2		-100%	1		-100%	3	0	-100%	0%
KENWORTH	4 X 2 CAJA SECA	3		-100%			100%	3	0	-100%	0%
KIA	STINGER	1		-100%			100%	1	0	-100%	0%
KIRI	SEED	1		-100%			100%	1	0	-100%	0%
LAND ROVER	DEFENDER	1		-100%			100%	1	0	-100%	0%
LAND ROVER	EVOQUE	1		-100%			100%	1	0	-100%	0%
LAND ROVER	RANGE ROVER	1		-100%			100%	1	0	-100%	0%
LAND ROVER	RANGE ROVER SPORT	1		-100%			100%	1	0	-100%	0%
LEGALIZADO	AUTOMOVILES			100%	1		-100%	1	0	-100%	0%
LINCOLN	LS	1		-100%			100%	1	0	-100%	0%
LINCOLN	MKC	1		-100%			100%	1	0	-100%	0%
LINCOLN	MKZ	1		-100%	2		-100%	3	0	-100%	0%
LINCOLN	NAVIGATOR	1		-100%			100%	1	0	-100%	0%

MAZDA	CX 30	1	-100%		100%	1	0	-100%	0%		
MERCEDES BENZ	CLASE GL	1	-100%		100%	1	0	-100%	0%		
MERCEDES BENZ	CLASE GLK	1	-100%		100%	1	0	-100%	0%		
MERCEDES BENZ	CLASE ML	1	-100%		100%	1	0	-100%	0%		
MERCURY	MOUNTAINEER	1	-100%		100%	1	0	-100%	0%		
MITSUBISHI	L200 PICK UP DOBLE CABINA	1	-100%		100%	1	0	-100%	0%		
MITSUBISHI	LANCER		100%	2	-100%	2	0	-100%	0%		
MITSUBISHI	SPACESTAR		100%	1	-100%	1	0	-100%	0%		
MV AGUSTA	1001-2000		100%	1	-100%	1	0	-100%	0%		
NISSAN	APRIO	1	-100%	3	-100%	4	0	-100%	0%		
NISSAN	INFINITI MODELOS ANTERIORES	2	-100%	1	-100%	3	0	-100%	0%		
NISSAN	LUCINO		100%	1	-100%	1	0	-100%	0%		
NISSAN	PATHFINDER	1	-100%		100%	1	0	-100%	0%		
NISSAN	QUEST		100%	1	-100%	1	0	-100%	0%		
OTRA	111- 250	1	-100%	2	-100%	3	0	-100%	0%		
OTRA	OTROS		100%	1	-100%	1	0	-100%	0%		
PEUGEOT	208		100%	1	-100%	1	0	-100%	0%		
POLUX QLINK	111 250	1	-100%		100%	1	0	-100%	0%		
QLINK	111-250	1	-100%		100%	1	0	-100%	0%		
RENAULT	MEGANE	1	-100%	1	-100%	2	0	-100%	0%		
RENAULT	OROCH		100%	1	-100%	1	0	-100%	0%		
RENAULT	SCENIC		100%	1	-100%	1	0	-100%	0%		
SEAT	ALTEA		100%	1	-100%	1	0	-100%	0%		
SEAT	ARONA	2	-100%		100%	2	0	-100%	0%		
SEAT	EXEO	1	-100%		100%	1	0	-100%	0%		
SEAT	TARRACO	2	-100%		100%	2	0	-100%	0%		
SEMIREMOLQUES	CAJA ENCORTINADA	2	-100%		100%	2	0	-100%	0%		
SEMIREMOLQUES	CAJA GANADERA	1	-100%		100%	1	0	-100%	0%		
SEMIREMOLQUES	PLATAFORMA ALTA	2	-100%		100%	2	0	-100%	0%		
SEMIREMOLQUES	PLATAFORMA BAJA	2	-100%		100%	2	0	-100%	0%		
SPARTAK	S1000		100%	1	-100%	1	0	-100%	0%		
SUZUKI	50-110	1	-100%		100%	1	0	-100%	0%		
TANK	111-250		100%	1	-100%	1	0	-100%	0%		
TURISTA	MOTOCICLETAS	1	-100%	3	-100%	4	0	-100%	0%		
VOLKSWAGEN	6 X 2 CAJA SECA		100%	1	-100%	1	0	-100%	0%		
VOLKSWAGEN	AMAROK	1	-100%	1	-100%	2	0	-100%	0%		
VOLKSWAGEN	CADDY	2	-100%		100%	2	0	-100%	0%		
VOLKSWAGEN	CRAFTER VAN	2	-100%	1	-100%	3	0	-100%	0%		
VOLKSWAGEN	CROSSGOLF	1	-100%		100%	1	0	-100%	0%		
VOLKSWAGEN	EOS	1	-100%		100%	1	0	-100%	0%		
VOLKSWAGEN	EUROVAN PANEL	1	-100%		100%	1	0	-100%	0%		
VOLKSWAGEN	GOLF MODELO 92 Y ANTERIORES	1	-100%	3	-100%	4	0	-100%	0%		
VOLKSWAGEN	TRANSPORTER PASAJEROS		100%	2	-100%	2	0	-100%	0%		
VOLVO	S40	1	-100%		100%	1	0	-100%	0%		
VOLVO	V40	1	-100%		100%	1	0	-100%	0%		
VOLVO	XC60	2	-100%		100%	2	0	-100%	0%		
VOLVO	XC90		100%	2	-100%	2	0	-100%	0%		
YAMAHA	1001-2000	1	-100%		100%	4	0	-100%	0%		
	TOTAL GENERAL	1874	1337	-29%	1953	1437	-26%	3827	2774	-28%	100%

PORCENTAJE DE PARTICIPACIÓN POR TIPO DE ROBO Y POR AÑO.

49% 48%

51% 52%

# OFICINA COORDINADORA DE RIESGOS ASEGURADOS (OCRA)

VEHÍCULOS ROBADOS AL SECTOR ASEGURADOR EN: **EDO. DE MÉXICO**, DURANTE EL PERIODO 01/01/2021-30/06/2021 Y SU COMPORTAMIENTO DURANTE EL MISMO PERIODO DE 2020, ORDENADO POR LOS TIPOS MÁS ROBADOS DURANTE 2021.

MARCA	TIPO	TOTAL EDO. DE MÉXICO									
		CON VIOLENCIA			ESTACIONADO			TOTAL			% DEL TOT.
		2020	2021	% DE INCR.	2020	2021	% DE INCR.	2020	2021	% DE INCR.	
NISSAN	VERSA	368	256	-30%	361	415	15%	729	671	-8%	7%
GENERAL MOTORS	BEAT	191	201	5%	210	353	68%	401	554	38%	6%
GENERAL MOTORS	AVEO	359	332	-8%	135	127	-6%	494	459	-7%	5%
VOLKSWAGEN	VENTO	429	314	-27%	47	43	-9%	476	357	-25%	4%
NISSAN	MARCH	117	111	-5%	143	176	23%	260	287	10%	3%
NISSAN	NP300	219	128	-42%	150	130	-13%	369	258	-30%	3%
NISSAN	SENTRA	127	85	-33%	130	166	28%	257	251	-2%	3%
VOLKSWAGEN	JETTA Y CLASICO	212	157	-26%	25	22	-12%	237	179	-24%	2%
NISSAN	TSURU	47	29	-38%	185	129	-30%	232	158	-32%	2%
KENWORTH	KENWORTH	100	91	-9%	79	54	-32%	179	145	-19%	2%
GENERAL MOTORS	SPARK	100	87	-13%	51	54	6%	151	141	-7%	2%
VOLKSWAGEN	NUEVO JETTA	114	120	5%	18	13	-28%	132	133	1%	1%
HONDA	CRV	114	98	-14%	15	25	67%	129	123	-5%	1%
SEAT	IBIZA	152	104	-32%	18	10	-44%	170	114	-33%	1%
KIA	SPORTAGE	76	99	30%	3	10	233%	79	109	38%	1%
FORD	F-350,F450,F550, ESTACAS,CHASIS CAB	94	65	-31%	43	41	-5%	137	106	-23%	1%
VOLKSWAGEN	GOL	116	86	-26%	23	20	-13%	139	106	-24%	1%
NISSAN	URVAN PASAJEROS	52	61	17%	28	43	54%	80	104	30%	1%
KIA	RIO	114	93	-18%	10	10	0%	124	103	-17%	1%
MAZDA	3	85	92	8%	13	7	-46%	98	99	1%	1%
FREIGHTLINER	FREIGHTLINER	67	74	10%	23	22	-4%	90	96	7%	1%
GENERAL MOTORS	SONIC	126	79	-37%	16	17	6%	142	96	-32%	1%
YAMAHA	111-250	48	53	10%	48	37	-23%	96	90	-6%	1%
TOYOTA	HIACE	55	57	4%	22	18	-18%	77	75	-3%	1%
HONDA	111-250	50	34	-32%	20	36	80%	70	70	0%	1%
HONDA	HR-V	59	64	8%	9	6	-33%	68	70	3%	1%
NISSAN	PICK-UP CORTO,LARGO,DOBLE,KING	49	26	-47%	57	42	-26%	106	68	-36%	1%
NISSAN	TIIDA	50	41	-18%	33	27	-18%	83	68	-18%	1%
MAZDA	CX-3	37	60	62%	3	7	133%	40	67	68%	1%
NISSAN	KICKS	79	58	-27%	10	8	-20%	89	66	-26%	1%
NISSAN	XTRAIL	75	57	-24%	10	9	-10%	85	66	-22%	1%
VOLKSWAGEN	TIGUAN	36	57	58%	4	8	100%	40	65	63%	1%
CHRYSLER	ATTITUDE	69	49	-29%	19	13	-32%	88	62	-30%	1%
MAZDA	CX5	50	55	10%	7	6	-14%	57	61	7%	1%
HONDA	CITY	59	56	-5%	4	3	-25%	63	59	-6%	1%
SEMIREMOLQUES	CAJA SECA	48	46	-4%	15	12	-20%	63	58	-8%	1%
ITALIKA	111-250	129	28	-78%	217	29	-87%	346	57	-84%	1%
HYUNDAI	GRAND I10	50	51	2%	6	5	-17%	56	56	0%	1%
KIA	FORTE	40	47	18%	4	9	125%	44	56	27%	1%
SEMIREMOLQUES	REMOLQUES	38	36	-5%	9	20	122%	47	56	19%	1%
GENERAL MOTORS	TRAX	68	48	-29%	5	6	20%	73	54	-26%	1%
NISSAN	ESTACAS CORTO,LARGO, CHASIS,	32	18	-44%	47	36	-23%	79	54	-32%	1%
TOYOTA	AVANZA	73	47	-36%	9	7	-22%	82	54	-34%	1%
TOYOTA	YARIS	41	44	7%	5	6	20%	46	50	9%	1%
TOYOTA	COROLLA	28	39	39%	5	10	100%	33	49	48%	1%
HYUNDAI	TUCSON	29	46	59%		2	100%	29	48	66%	1%
TOYOTA	RAV4	30	43	43%	1	5	400%	31	48	55%	1%
FORD	FIGO	34	39	15%	4	8	100%	38	47	24%	1%
HONDA	CIVIC	43	40	-7%	4	4	0%	47	44	-6%	0%
VOLKSWAGEN	POLO	67	39	-42%	4	5	25%	71	44	-38%	0%
SEAT	LEON	36	41	14%	3	2	-33%	39	43	10%	0%
NISSAN	FRONTIER PICK UP	25	25	0%	20	15	-25%	45	40	-11%	0%
TOYOTA	HILUX PICK UP	20	33	65%	2	6	200%	22	39	77%	0%
HYUNDAI	ACCENT	31	31	0%	5	7	40%	36	38	6%	0%
INTERNATIONAL	INTERNATIONAL	48	22	-54%	23	16	-30%	71	38	-46%	0%
YAMAHA	50-110	7	21	200%	12	17	42%	19	38	100%	0%
BAJAJ	111-250	25	24	-4%	18	13	-28%	43	37	-14%	0%
GENERAL MOTORS	ONIX	5	33	560%		3	100%	5	36	620%	0%
FORD	FIESTA	37	27	-27%	6	8	33%	43	35	-19%	0%
AUDI	A3	25	30	20%	3	3	0%	28	33	18%	0%
HYUNDAI	CRETA	28	32	14%	3	1	-67%	31	33	6%	0%
GENERAL MOTORS	CAVALIER	33	28	-15%	5	4	-20%	38	32	-16%	0%
RENAULT	DUSTER	41	24	-41%	8	8	0%	49	32	-35%	0%
SUZUKI	SWIFT	30	31	3%	6	1	-83%	36	32	-11%	0%
VOLKSWAGEN	GOLF	30	30	0%	13	2	-85%	43	32	-26%	0%
CHRYSLER	D-350, RAM 3500,4000 CAJA SECA	10	24	140%	3	6	100%	13	30	131%	0%
ARMADO	CAMION	8	18	125%	7	11	57%	15	29	93%	0%
GENERAL MOTORS	CHEVY	10	7	-30%	33	22	-33%	43	29	-33%	0%
SEAT	TOLEDO	40	27	-33%	5	1	-80%	45	28	-38%	0%
MERCEDES BENZ Y FREIGHTLINER	4 X 2 CAJA SECA	21	11	-48%	9	16	78%	30	27	-10%	0%
SEMIREMOLQUES	DOLLY	19	15	-21%	11	12	9%	30	27	-10%	0%
FORD	RANGER PICK UP	15	23	53%	11	2	-82%	26	25	-4%	0%
GENERAL MOTORS	SILVERADO PICK UP (C- 2500)	15	15	0%	8	10	25%	23	25	9%	0%
NISSAN	ICHI-VAN PANEL, URVAN PANEL	11	22	100%	10	3	-70%	21	25	19%	0%
KIA	SORENTO	25	21	-16%	2	3	50%	27	24	-11%	0%

BMW	COOPER	19	23	21%	4		-100%	23	23	0%	0%
FORD	ESCAPE	24	18	-25%	1	5	400%	25	23	-8%	0%
HONDA	FIT	24	20	-17%	3	3	0%	27	23	-15%	0%
KIA	SELTO	1	20	1900%		3	100%	1	23	2200%	0%
VOLKSWAGEN	BEETLE	24	19	-21%	5	4	-20%	29	23	-21%	0%
GENERAL MOTORS	SILVERADO PICK UP (C- 3500)	13	20	54%	5	2	-60%	18	22	22%	0%
SEMIREMOLQUES	CAJA REDILAS	33	12	-64%	37	10	-73%	70	22	-69%	0%
VOLKSWAGEN	SAVEIRO	16	17	6%	3	5	67%	19	22	16%	0%
MITSUBISHI	L200 PICK UP DOBLE CABINA	5	20	300%	3	1	-67%	8	21	163%	0%
VOLKSWAGEN	PASSAT	15	17	13%	3	3	0%	18	20	11%	0%
TOYOTA	HIGHLANDER	9	13	44%	1	6	500%	10	19	90%	0%
KIA	SOUL	26	16	-38%	1	2	100%	27	18	-33%	0%
MERCEDES BENZ	CLASE C	6	15	150%	1	3	200%	7	18	157%	0%
VOLVO	VOLVO	12	10	-17%	5	8	60%	17	18	6%	0%
VOLKSWAGEN	JETTA MODELO 92 AL 99	7	11	57%	8	6	-25%	15	17	13%	0%
CHRYSLER	JEEP WRANGLER	5	14	180%		2	100%	5	16	220%	0%
SUZUKI	ERTIGA	9	12	33%	1	4	300%	10	16	60%	0%
VENTO	111-250	5	10	100%	6	6	0%	11	16	45%	0%
CHRYSLER	JEEP GRAND CHEROKEE	10	13	30%	1	2	100%	11	15	36%	0%
FORD	F-100, F-150 PICK UP	12	7	-42%	5	8	60%	17	15	-12%	0%
GENERAL MOTORS	CRUZE	28	7	-75%	8	8	0%	36	15	-58%	0%
GENERAL MOTORS	S-10 PICK UP	7	14	100%		1	100%	7	15	114%	0%
MAZDA	2	10	13	30%	2	2	0%	12	15	25%	0%
AUDI	A1	12	14	17%			100%	12	14	17%	0%
AUDI	A4	10	12	20%	1	2	100%	11	14	27%	0%
CHRYSLER	JOURNEY	26	8	-69%	2	6	200%	28	14	-50%	0%
CHRYSLER	RAM 1500	4	12	200%	4	2	-50%	8	14	75%	0%
FORD	FOCUS	29	11	-62%	7	3	-57%	36	14	-61%	0%
SEMIREMOLQUES	CAJA REFRIGERADA	15	9	-40%	3	5	67%	18	14	-22%	0%
SEMIREMOLQUES	PLATAFORMA ALTA	13	9	-31%	2	5	150%	15	14	-7%	0%
SEMIREMOLQUES	TANQUE	10	9	-10%	8	5	-38%	18	14	-22%	0%
SUZUKI	VITARA	18	11	-39%	2	3	50%	20	14	-30%	0%
BMW	SERIE 1	19	10	-47%	3	3	0%	22	13	-41%	0%
CHRYSLER	GRAND CARAVAN	4	6	50%		7	100%	4	13	225%	0%
HONDA	BRV	11	13	18%	1		-100%	12	13	8%	0%
HYUNDAI	ELANTRA	13	11	-15%	4	2	-50%	17	13	-24%	0%
RENAULT	STEPWAY	10	9	-10%		4	100%	10	13	30%	0%
TOYOTA	TACOMA PICK UP	9	12	33%		1	100%	9	13	44%	0%
BAJAJ	251-650	3	9	200%	3	3	0%	6	12	100%	0%
BMW	SERIE 3	17	8	-53%	2	4	100%	19	12	-37%	0%
CHRYSLER	JEEP COMPASS	10	8	-20%	1	4	300%	11	12	9%	0%
CHRYSLER	RAM PICK UP	4	10	150%		2	100%	4	12	200%	0%
FORD	F-350,450,550 CAJA CONTENEDOR	8	10	25%	1	2	100%	9	12	33%	0%
FORD	F-350,450,550 CAJA SECA	15	9	-40%	2	3	50%	17	12	-29%	0%
KTM	111-250	7	9	29%	5	3	-40%	12	12	0%	0%
MITSUBISHI	OUTLANDER	6	8	33%	1	4	300%	7	12	71%	0%
VOLKSWAGEN	AMAROK	1	11	1000%	1	1	0%	2	12	500%	0%
BMW	X3	5	10	100%		1	100%	5	11	120%	0%
CHRYSLER	VOYAGER	2	4	100%	11	7	-36%	13	11	-15%	0%
GENERAL MOTORS	C-15,1500 PICK UP	7	4	-43%	10	7	-30%	17	11	-35%	0%
GENERAL MOTORS	EQUINOX	9	10	11%	2	1	-50%	11	11	0%	0%
KENWORTH	6 X 2 CAJA SECA	3	7	133%	4	4	0%	7	11	57%	0%
MAZDA	CX7	6	10	67%	2	1	-50%	8	11	38%	0%
OTROS	OTROS	5	8	60%	3	3	0%	8	11	38%	0%
RENAULT	KWID	1	9	800%		2	100%	1	11	1000%	0%
SEAT	ARONA	8	8	0%	2	3	50%	10	11	10%	0%
VOLKSWAGEN	SEDAN	1		-100%	16	11	-31%	17	11	-35%	0%
AUDI	Q5	8	9	13%		1	100%	8	10	25%	0%
BMW	251-650	7	4	-43%	4	6	50%	11	10	-9%	0%
FORD	EXPLORER	9	7	-22%	3	3	0%	12	10	-17%	0%
GENERAL MOTORS	TORNADO,CHEVY PICK UP	6	6	0%	1	4	300%	7	10	43%	0%
HINO	300	12	7	-42%		3	100%	12	10	-17%	0%
ISUZU	ELF 300 CLASE 2	9	7	-22%	3	3	0%	12	10	-17%	0%
MITSUBISHI	MIRAGE	11	6	-45%	3	4	33%	14	10	-29%	0%
SAAB	9-3'	3	6	100%	1	4	300%	4	10	150%	0%
TOYOTA	HIACE PANEL	12	9	-25%		1	100%	12	10	-17%	0%
TOYOTA	PRIUS	12	7	-42%		3	100%	12	10	-17%	0%
VOLKSWAGEN	BORA	8	8	0%	3	2	-33%	11	10	-9%	0%
GENERAL MOTORS	MATIZ	7	1	-86%	8	8	0%	15	9	-40%	0%
GENERAL MOTORS	TRACKER		7	100%	3	2	-33%	3	9	200%	0%
KENWORTH	4 X 2 CAJA SECA	4	6	50%		3	100%	4	9	125%	0%
MAZDA	6	8	7	-13%	2	2	0%	10	9	-10%	0%
MAZDA	CX 30	2	8	300%		1	100%	2	9	350%	0%
MERCEDES BENZ Y											
FREIGHLINER	6 X 2 CAJA SECA	5	7	40%	4	2	-50%	9	9	0%	0%
VOLKSWAGEN	POINTER	1	4	300%	4	5	25%	5	9	80%	0%
YAMAHA	251-650	3	3	0%	1	6	500%	4	9	125%	0%
AUDI	Q3	4	8	100%			100%	4	8	100%	0%
CHRYSLER	RAM 700 PICK UP	3	6	100%		2	100%	3	8	167%	0%
FORD	LOBO, KING RANCH PICK UP	7	8	14%	2		-100%	9	8	-11%	0%
HINO	CAJA SECA	7	6	-14%	3	2	-33%	10	8	-20%	0%
HONDA	ACCORD	10	5	-50%	2	3	50%	12	8	-33%	0%
HONDA	PILOT	3	6	100%	3	2	-33%	6	8	33%	0%
INTERNATIONAL	CHASIS CABINA 6X4	11	3	-73%	7	5	-29%	18	8	-56%	0%
MERCEDES BENZ	CLASE CLA	5	7	40%	1	1	0%	6	8	33%	0%
RENAULT	CAPTUR	7	6	-14%	5	2	-60%	12	8	-33%	0%
RENAULT	KOLEOS	14	8	-43%	3		-100%	17	8	-53%	0%
SUZUKI	IGNIS	8	8	0%			100%	8	8	0%	0%
TOYOTA	CAMRY	2	7	250%	3	1	-67%	5	8	60%	0%
VOLKSWAGEN	VIRTUS	4	7	75%		1	100%	4	8	100%	0%

GENERAL MOTORS	CHEVY C2		3	100%		11	4	-64%		11	7	-36%	0%	
GENERAL MOTORS	SIERRA PICK UP		3	5	67%		1	2	100%		4	7	75%	0%
MAZDA	5		2	5	150%		2	2	100%		2	7	250%	0%
NISSAN	ALTIMA		6	6	0%		1	1	0%		7	7	0%	0%
NISSAN	ROGUE		1	2	100%		1	5	400%		2	7	250%	0%
RENAULT	SANDERO		5	6	20%		2	1	-50%		7	7	0%	0%
SEMIRREMOLQUES	CAJA ENCORTINADA		5	7	40%		1		-100%		6	7	17%	0%
SEMIRREMOLQUES	PLATAFORMA BAJA		3		-100%			7	100%		3	7	133%	0%
SEMIRREMOLQUES	PORTACONTENEDOR		7	6	-14%		2	1	-50%		9	7	-22%	0%
TOYOTA	SIENNA		12	7	-42%				100%		12	7	-42%	0%
VOLKSWAGEN	TRANSPORTER PASAJEROS		5	5	0%		1	2	100%		6	7	17%	0%
AUDI	A5		4	6	50%		2		-100%		6	6	0%	0%
BUICK	ENCORE		4	6	50%		2		-100%		6	6	0%	0%
CHRYSLER	JEEP CHEROKEE		5	5	0%		1	1	0%		6	6	0%	0%
CHRYSLER	JEEP PATRIOT		5	4	-20%		1	2	100%		6	6	0%	0%
CHRYSLER	TOWN & COUNTRY		3	4	33%		5	2	-60%		8	6	-25%	0%
FIAT	UNO		9	5	-44%		2	1	-50%		11	6	-45%	0%
FORD	4 X 2 CAJA REDILAS		3	3	0%		3	3	0%		6	6	0%	0%
FORD	ECOSPORT		18	6	-67%				100%		18	6	-67%	0%
GENERAL MOTORS	G-30.WAGON,CARGO VAN		6	3	-50%		6	3	-50%		12	6	-50%	0%
GENERAL MOTORS	TERRAIN		6	5	-17%		1	1	0%		7	6	-14%	0%
GENERAL MOTORS	TRVERSE		3	5	67%			1	100%		3	6	100%	0%
MAZDA	CX9		2	5	150%		3	1	-67%		5	6	20%	0%
MERCEDES BENZ	CLASE GLC		3	5	67%			1	100%		3	6	100%	0%
NISSAN	NOTE		7	5	-29%		3	1	-67%		10	6	-40%	0%
RENAULT	OROCH		1	3	200%		1	3	200%		2	6	200%	0%
SUZUKI	111-250		1	3	200%			3	100%		1	6	500%	0%
SUZUKI	CIAZ		6	5	-17%		3	1	-67%		9	6	-33%	0%
SUZUKI	GRAND VITARA		5	5	0%		1	1	0%		6	6	0%	0%
VOLKSWAGEN	CADDY		3	5	67%		1	1	0%		4	6	50%	0%
ARMADO	TRACTOCAMION		5	1	-80%		2	4	100%		7	5	-29%	0%
AUDI	A6		3	4	33%			1	100%		3	5	67%	0%
BMW	651-1000		2	5	150%				100%		2	5	150%	0%
BMW	X1		7	3	-57%		1	2	100%		8	5	-38%	0%
BMW	X4		1	5	400%		1		-100%		2	5	150%	0%
BMW	X5		2	5	150%				100%		2	5	150%	0%
CHRYSLER	JEEP LIBERTY		5	2	-60%		2	3	50%		7	5	-29%	0%
CHRYSLER	NEON		3	5	67%		1		-100%		4	5	25%	0%
DINA	6 X 2, 6 X 4 TRACTOCAMION		2	3	50%			2	100%		2	5	150%	0%
FIAT	500		3	2	-33%			3	100%		3	5	67%	0%
FORD	F 150			3	100%			2	100%		0	5	100%	0%
FORD	TRANSIT PASAJEROS		3	5	67%		3		-100%		6	5	-17%	0%
FORD	WINDSTAR			2	100%		1	3	200%		1	5	400%	0%
GENERAL MOTORS	C-30 C35.C36.C3500, CHASIS ESTACAS		5	2	-60%		2	3	50%		7	5	-29%	0%
GENERAL MOTORS	EXPRESS VAN PASAJEROS		4	2	-50%		11	3	-73%		15	5	-67%	0%
HONDA	ODYSSEY		12	5	-58%		2		-100%		14	5	-64%	0%
HYUNDAI	IX35		5	5	0%				100%		5	5	0%	0%
HYUNDAI	SANTA FE		4	5	25%				100%		4	5	25%	0%
INTERNATIONAL	4 X 2 CAJA SECA		5	4	-20%		1	1	0%		6	5	-17%	0%
ISUZU	ELF 500		1	5	400%				100%		1	5	400%	0%
KTM	251-650		7	4	-43%		2	1	-50%		9	5	-44%	0%
LAND ROVER	RANGE ROVER		2	5	150%				100%		2	5	150%	0%
MERCEDES BENZ	CLASE E		3	5	67%				100%		3	5	67%	0%
MERCEDES BENZ	SPRINTER PASAJEROS		7	3	-57%			2	100%		7	5	-29%	0%
MITSUBISHI	LANCER		5	3	-40%		2	2	0%		7	5	-29%	0%
NISSAN	NV 350		2	4	100%			1	100%		2	5	150%	0%
PEUGEOT	301		5	4	-20%			1	100%		5	5	0%	0%
RENAULT	FLUENCE		4	4	0%		1	1	0%		5	5	0%	0%
SEAT	ATECA		3	4	33%			1	100%		3	5	67%	0%
SEMIRREMOLQUES	JAULA GANADERA		1	4	300%		1	1	0%		2	5	150%	0%
SUZUKI	SX4		1	3	200%		1	2	100%		2	5	150%	0%
VOLKSWAGEN	CRAFTER VAN		2	4	100%			1	100%		2	5	150%	0%
VOLKSWAGEN	TRANSPORTER		6	5	-17%		2		-100%		8	5	-38%	0%
ACURA	RDX		4	3	-25%			1	100%		4	4	0%	0%
AUDI	Q2		2	4	100%				100%		2	4	100%	0%
BMW	SERIE 4		1	4	300%		1		-100%		2	4	100%	0%
CHRYSLER	JEEP RENEGADE		6	4	-33%				100%		6	4	-33%	0%
CHRYSLER	RAM 2500		2	4	100%				100%		2	4	100%	0%
CHRYSLER	RAM PROMASTER		1	4	300%				100%		1	4	300%	0%
FORD	ECONOLINE PASAJEROS				100%			4	100%		0	4	100%	0%
FORD	IKON		4	2	-50%		1	2	100%		5	4	-20%	0%
FORD	MUSTANG		4	3	-25%		2	1	-50%		6	4	-33%	0%
FORD	RANGER ESTACAS		3	3	0%		1	1	0%		4	4	0%	0%
GENERAL MOTORS	CARRIOL, EXPRESS CARGO VAN		2	2	0%		3	2	-33%		5	4	-20%	0%
GENERAL MOTORS	MATIZ G2		1	2	100%		4	2	-50%		5	4	-20%	0%
GENERAL MOTORS	OPTRA		2	2	0%		2	2	0%		4	4	0%	0%
GENERAL MOTORS	SUBURBAN, CARRY ALL		1	3	200%			1	100%		1	4	300%	0%
ISUZU	ELF 100 CLASE 2		3	3	0%			1	100%		3	4	33%	0%
ISUZU	ELF 400		11	4	-64%				100%		11	4	-64%	0%
JAC	SEI 3		1	4	300%				100%		1	4	300%	0%
KIA	NIRO HIBRIDO		2	3	50%			1	100%		2	4	100%	0%
KIA	SEDONA			3	100%		1	1	0%		1	4	300%	0%
MAZDA	MX5		4	3	-25%		1	1	0%		5	4	-20%	0%
PEUGEOT	PARTNER FURGON		2	4	100%		1		-100%		3	4	33%	0%
RENAULT	KANGOO PASAJEROS			3	100%			1	100%		0	4	100%	0%
VOLKSWAGEN	JETTA MODELO 92 Y ANTERIORES		7	4	-43%		1		-100%		8	4	-50%	0%
VOLKSWAGEN	TERAMONT			3	100%			1	100%		0	4	100%	0%
VOLKSWAGEN	UP		1	3	200%		1	1	0%		2	4	100%	0%
ACURA	MDX		2	3	50%				100%		2	3	50%	0%
BMW	SERIE 2		3	2	-33%			1	100%		3	3	0%	0%

BMW	X6	1	3	200%			100%	1	3	200%	0%	
CADILLAC	ESCALADE	2	3	50%			100%	2	3	50%	0%	
CHRYSLER	ATOS		1	100%		4	2	-50%	4	3	-25%	0%
CHRYSLER	VISION	2	1	-50%		1	2	100%	3	3	0%	0%
FORD	EDGE	5	3	-40%			100%	5	3	-40%	0%	
FORD	F-200, B-200, F- 250 PICK UP	1	2	100%		2	1	-50%	3	3	0%	0%
FORD	RANGER CAJA SECA	7	3	-57%		2		-100%	9	3	-67%	0%
FORD	TRANSIT CARGA	5	2	-60%		1	1	0%	6	3	-50%	0%
FRONTERIZOS	AUTOMOVILES			100%			3	100%	0	3	100%	0%
GENERAL MOTORS	BLAZER		2	100%		4	1	-75%	4	3	-25%	0%
GENERAL MOTORS	CAPTIVA	9	2	-78%		1	1	0%	10	3	-70%	0%
GENERAL MOTORS	CORSA	6	3	-50%		4		-100%	10	3	-70%	0%
GENERAL MOTORS	LUV PICK UP,ESTACAS, CREW CAB	2		-100%		1	3	200%	3	3	0%	0%
GENERAL MOTORS	TAHOE	3	3	0%		1		-100%	4	3	-25%	0%
GENERAL MOTORS	UPLANDER	1	2	100%			1	100%	1	3	200%	0%
GENERAL MOTORS	YUKON	2	3	50%				100%	2	3	50%	0%
MERCEDES BENZ	CLASE GLE	3	3	0%				100%	3	3	0%	0%
MERCEDES BENZ	MERCEDES BENZ	2	3	50%				100%	2	3	50%	0%
NISSAN	ICHI-VAN Y URVAN, SERVICIO PÚBLICO	1	3	200%				100%	1	3	200%	0%
NISSAN	JUKE	2	2	0%		2	1	-50%	4	3	-25%	0%
NISSAN	PATHFINDER	6	2	-67%			1	100%	6	3	-50%	0%
PEUGEOT	3008	2	3	50%				100%	2	3	50%	0%
PEUGEOT	PARTNER TEPEE	4	2	-50%			1	100%	4	3	-25%	0%
RENAULT	LOGAN	18	2	-89%		2	1	-50%	20	3	-85%	0%
TOYOTA	HIACE SERVICIO PÚBLICO	1	3	200%				100%	1	3	200%	0%
VOLKSWAGEN	CROSSFOX	2	3	50%				100%	2	3	50%	0%
VOLKSWAGEN	EUROVAN PANEL		2	100%			1	100%	0	3	100%	0%
VOLKSWAGEN	GOLF GTI	5	2	-60%		1	1	0%	6	3	-50%	0%
VOLKSWAGEN	SHARAN	1	1	0%		1	2	100%	2	3	50%	0%
VOLKSWAGEN	T CROSS		3	100%				100%	0	3	100%	0%
VOLVO	S40	1	2	100%		2	1	-50%	3	3	0%	0%
YAMAHA	651-1000		2	100%		1	1	0%	1	3	200%	0%
AUDI	Q7	2	2	0%		1		-100%	3	2	-33%	0%
AUDI	TT		2	100%				100%	0	2	100%	0%
BENELLI	111-250		1	100%		1	1	0%	1	2	100%	0%
CARABELA	111-250	3	1	-67%		1	1	0%	4	2	-50%	0%
CHRYSLER	CALIBER		2	100%				100%	0	2	100%	0%
CHRYSLER	DAKOTA PICK UP		2	100%		2		-100%	2	2	0%	0%
CHRYSLER	DURANGO		2	100%				100%	0	2	100%	0%
DINA	4 X 2 CAJA SECA		1	100%		1	1	0%	1	2	100%	0%
DUCATI	111 250		2	100%				100%	0	2	100%	0%
FIAT	ARGO		2	100%				100%	0	2	100%	0%
FIAT	MOBI	5	2	-60%				100%	5	2	-60%	0%
FIAT	PALIO	2	1	-50%		2	1	-50%	4	2	-50%	0%
FORD	ESCORT		1	100%		1	1	0%	1	2	100%	0%
FORD	EXPEDITION	2	1	-50%		1	1	0%	3	2	-33%	0%
FORD	F-350,450,550 CAJA MUDANCERA		2	100%				100%	0	2	100%	0%
FREIGHTLINER	6 X 2 CAJA SECA		2	100%				100%	0	2	100%	0%
GENERAL MOTORS	ACADIA	8	2	-75%				100%	8	2	-75%	0%
GENERAL MOTORS	C-30,35,36, 3500 CAJA REFRIGERADA		2	100%				100%	0	2	100%	0%
GENERAL MOTORS	COLORADO PICK UP		2	100%		2		-100%	2	2	0%	0%
GENERAL MOTORS	MONTANA	1		-100%			2	100%	1	2	100%	0%
HINO	500		2	100%				100%	0	2	100%	0%
HYUNDAI	IONIQ HIBRIDO		3	-33%				100%	3	2	-33%	0%
HYUNDAI	SONATA	1	2	100%				100%	1	2	100%	0%
INFINITI	QX60		2	100%				100%	0	2	100%	0%
ISUZU	ELF 450		2	100%				100%	0	2	100%	0%
ITALIKA	251-650	1	1	0%		1	1	0%	2	2	0%	0%
JAC	HFC		2	100%				100%	0	2	100%	0%
JAC	SEI 4		2	100%				100%	0	2	100%	0%
JAC	T6		2	100%				100%	0	2	100%	0%
JAC	T8		2	100%				100%	0	2	100%	0%
KURAZAI	111-250	1	1	0%		3	1	-67%	4	2	-50%	0%
LEGALIZADO	TRACTOCAMION		1	100%		1	1	0%	1	2	100%	0%
LINCOLN	CORSAIR		2	100%				100%	0	2	100%	0%
LINCOLN	MKC	1	1	0%			1	100%	1	2	100%	0%
LINCOLN	MX	2	1	-50%			1	100%	2	2	0%	0%
LINCOLN	NAVIGATOR	3	2	-33%				100%	3	2	-33%	0%
MERCEDES BENZ	CLASE B	1	2	100%				100%	1	2	100%	0%
MERCEDES BENZ	CLASE ML	2	1	-50%			1	100%	2	2	0%	0%
MERCEDES BENZ	SPRINTER CARGO VAN (416,415)	4	1	-75%		1	1	0%	5	2	-60%	0%
MERCURY	SABLE	1	1	0%			1	100%	1	2	100%	0%
NISSAN	INFINITI MODELOS ANTERIORES	1	2	100%				100%	1	2	100%	0%
NISSAN	MAXIMA	2	1	-50%		2	1	-50%	4	2	-50%	0%
NISSAN	MURANO	2	2	0%		1		-100%	3	2	-33%	0%
NISSAN	PLATINA	5	1	-80%		4	1	-75%	9	2	-78%	0%
NISSAN	TITAN PICK UP	1	2	100%				100%	1	2	100%	0%
NISSAN	TSUBAME		1	100%		2	1	-50%	2	2	0%	0%
NISSAN	V DRIVE			100%			2	100%	0	2	100%	0%
PEUGEOT	207	3	1	-67%		2	1	-50%	5	2	-60%	0%
PEUGEOT	208	1	1	0%		1	1	0%	2	2	0%	0%
RENAULT	SCENIC	1	2	100%		1		-100%	2	2	0%	0%
SEAT	CORDOBA	1		-100%		3	2	-33%	4	2	-50%	0%
SEMIREMOLQUES	CAJA REFREQUERA		2	100%				100%	0	2	100%	0%
SEMIREMOLQUES	TOLVA CEMENTERA	4		-100%			2	100%	4	2	-50%	0%
SUBARU	FORESTER		2	100%		1		-100%	1	2	100%	0%
SUZUKI	S CROSS	4	2	-50%				100%	4	2	-50%	0%
TOYOTA	CHR	3	2	-33%		1		-100%	4	2	-50%	0%
VELOCI MOTORS	111 250	1	2	100%				100%	1	2	100%	0%
VOLKSWAGEN	4 X 2 CAJA SECA	2	2	0%		1		-100%	3	2	-33%	0%

VOLKSWAGEN	BORA SPORTWAGEN	1	1	0%	1	1	0%	2	2	0%	0%	
VOLKSWAGEN	COMBI		1	100%		1	100%	0	2	100%	0%	
VOLKSWAGEN	DERBY	1	2	100%	1		-100%	2	2	0%	0%	
VOLKSWAGEN	LUPO		1	100%		1	100%	0	2	100%	0%	
VOLKSWAGEN	TAOS		2	100%			100%	0	2	100%	0%	
VOLKSWAGEN	TOUAREG	5	2	-60%			100%	5	2	-60%	0%	
VOLVO	C30			100%		2	100%	0	2	100%	0%	
VOLVO	XC40		2	100%			100%	0	2	100%	0%	
ACURA	TSX	1		-100%		1	100%	1	1	0%	0%	
ALFA ROMEO	GIULIETTA		1	100%			100%	0	1	100%	0%	
ALFA ROMEO	MITO			100%		1	100%	0	1	100%	0%	
AUDI	Q8		1	100%			100%	0	1	100%	0%	
BAJAJ	50-110		1	100%			100%	0	1	100%	0%	
BMW	I8 HIBRIDO		1	100%			100%	0	1	100%	0%	
BMW	SERIE 5		1	100%			100%	0	1	100%	0%	
BMW	SERIE 5 HIBRIDO	1	1	0%			100%	1	1	0%	0%	
BMW	SERIE 6		1	100%			100%	0	1	100%	0%	
BMW	SERIE 7		1	100%			100%	0	1	100%	0%	
BMW	SERIE 8		1	100%			100%	0	1	100%	0%	
BMW	X2	4	1	-75%			100%	4	1	-75%	0%	
BUICK	ENVISION	2	1	-50%			100%	2	1	-50%	0%	
CADILLAC	ESCALADE PICK UP		1	100%			100%	0	1	100%	0%	
CADILLAC	XT5		1	100%		1	-100%	1	1	0%	0%	
CAN AM	1001-2000		1	100%			100%	0	1	100%	0%	
CBO	AUTOBUS FORANEO		1	100%			100%	0	1	100%	0%	
CHRYSLER	200	2	1	-50%			100%	2	1	-50%	0%	
CHRYSLER	300	1		-100%		1	100%	1	1	0%	0%	
CHRYSLER	4 X 2 CAJA SECA			100%		1	100%	0	1	100%	0%	
CHRYSLER	CHALLENGER		1	100%			100%	0	1	100%	0%	
CHRYSLER	CORDOBA,MONACO, LE BARON			100%		1	100%	0	1	100%	0%	
CHRYSLER	D-100, H100 PICK UP	1		-100%			100%	1	1	0%	0%	
CHRYSLER	D-250 PICK UP	1	1	0%			100%	1	1	0%	0%	
CHRYSLER	D-350, RAM3500,4000 VOLTEO	1	1	0%			100%	1	1	0%	0%	
CHRYSLER	D-350, RAM 3500,4000 CAJA											
CHRYSLER	CONTENEDOR		1	100%			100%	0	1	100%	0%	
CHRYSLER	D-350, RAM 3500,4000 PLATAFORMA	1	1	0%			100%	1	1	0%	0%	
CHRYSLER	H 100 CARGA		1	100%			100%	0	1	100%	0%	
CHRYSLER	H100 PASAJEROS		1	100%			100%	0	1	100%	0%	
CHRYSLER	I 10	4	1	-75%		1	-100%	5	1	-80%	0%	
CHRYSLER	INTREPID		1	100%			100%	0	1	100%	0%	
CHRYSLER	PT CRUISER			100%		2	1	-50%	2	1	-50%	0%
CHRYSLER	RAM CHARGER		1	100%			100%	0	1	100%	0%	
CHRYSLER	RAM SERVICIO PÚBLICO		1	100%			100%	0	1	100%	0%	
CHRYSLER	RAM VAN, MAXI VAN			100%			100%	0	1	100%	0%	
CHRYSLER	SPIRIT			100%		2	1	-50%	2	1	-50%	0%
CHRYSLER	VERNA			100%		1	1	0%	1	1	0%	0%
DINA	4 X 2 CAJA REDILAS		1	100%			100%	0	1	100%	0%	
DINA	6 X 4 VOLTEO			100%		1	1	0%	1	1	0%	0%
DINA	MICROBUS URBANOS	1	1	0%		1	-100%	2	1	-50%	0%	
DUCATI	651-1000	2		-100%			100%	2	1	-50%	0%	
FAMSA	CABINA 6 X 4 3 EJES			100%		1	1	0%	1	1	0%	0%
FIAT	DUCATO		1	100%			100%	0	1	100%	0%	
FIAT	DUCATO CAJA SECA VAN			100%			100%	0	1	100%	0%	
FORD	B 100		1	100%			100%	0	1	100%	0%	
FORD	BRONCO SPORT		1	100%			100%	0	1	100%	0%	
FORD	ECONOLINE CARGO VAN			100%		1	1	0%	1	1	0%	0%
FORD	ECONOLINE SERVICIO PÚBLICO		1	100%			100%	0	1	100%	0%	
FORD	EXPLORER PICK UP	2	1	-50%			100%	2	1	-50%	0%	
FORD	FUSION	3	1	-67%		2	-100%	5	1	-80%	0%	
FORD	INTERCEPTOR		1	100%			100%	0	1	100%	0%	
FORD	THUNDERBIRD	3	1	-67%			100%	3	1	-67%	0%	
FREIGHTLINER	360			100%			100%	0	1	100%	0%	
FREIGHTLINER	M2		1	100%			100%	0	1	100%	0%	
GENERAL MOTORS	4 X 2 CAJA SECA	2		-100%			100%	2	1	-50%	0%	
GENERAL MOTORS	ASTRA	1	1	0%		2	-100%	3	1	-67%	0%	
GENERAL MOTORS	AVALANCHE	1	1	0%		1	-100%	2	1	-50%	0%	
GENERAL MOTORS	C-20,MAXICAB, R 25,C250 PICK UP	1		-100%			100%	1	1	0%	0%	
GENERAL MOTORS	C-30,35,36,3500 CAJA SECA	3	1	-67%			100%	3	1	-67%	0%	
GENERAL MOTORS	CANYON PICK UP		1	100%			100%	0	1	100%	0%	
GENERAL MOTORS	CAVALIER MODELO 94 Y ANTERIORES			100%			100%	0	1	100%	0%	
GENERAL MOTORS	CHEYENNE,CHEYENNE SS PICK UP	3		-100%		2	1	-50%	5	1	-80%	0%
GENERAL MOTORS	EPICA			100%			100%	0	1	100%	0%	
GENERAL MOTORS	EXPRESS, WAGON SERVICIO PÚBLICO			100%			100%	0	1	100%	0%	
GENERAL MOTORS	G5	2		-100%			100%	2	1	-50%	0%	
GENERAL MOTORS	HHR			100%			100%	0	1	100%	0%	
GENERAL MOTORS	MALIBU	2	1	-50%		2	-100%	4	1	-75%	0%	
GENERAL MOTORS	MERIVA	1		-100%			100%	1	1	0%	0%	
GENERAL MOTORS	P-30, P-31, CARGO VANETTE		1	100%		1	-100%	1	1	0%	0%	
GENERAL MOTORS	TRAIL BLAZER		1	100%			100%	0	1	100%	0%	
GENERAL MOTORS	VECTRA		1	100%			100%	0	1	100%	0%	
GIANT	CAJA SECA		1	100%			100%	0	1	100%	0%	
HARLEY-DAVIDSON	1001-2000			100%		1	1	0%	1	1	0%	0%
HARLEY-DAVIDSON	651-1000		1	100%			100%	0	1	100%	0%	
HINO	500 AUTOBUS			100%			100%	0	1	100%	0%	
HONDA	251-650	1		-100%			100%	1	1	0%	0%	
HUMMER	H2		1	100%			100%	0	1	100%	0%	
HYUNDAI	GENESSIS		1	100%			100%	0	1	100%	0%	
INFINITI	G37		1	100%			100%	0	1	100%	0%	
INFINITI	Q50	1	1	0%			100%	1	1	0%	0%	
INFINITI	Q60			100%		1	100%	0	1	100%	0%	



INFINITI	QX30		1	100%			100%	0	1	100%	0%	
INFINITI	QX50		1	100%			100%	0	1	100%	0%	
INFINITI	QX60 HIBRIDO		1	100%			100%	0	1	100%	0%	
INFINITI	QX70			100%		1	100%	0	1	100%	0%	
INFINITI	QX80			100%		1	100%	0	1	100%	0%	
INTERNATIONAL	4 X 2 CAJA SECA,CHASIS	1	1	0%			100%	1	1	0%	0%	
ISLO	111-250	8		-100%		15	1	-93%	23	1	-96%	0%
ISUZU	ELF 200 CLASE 2	5	1	-80%				100%	5	1	-80%	0%
ISUZU	ELF600	3	1	-67%		2		-100%	5	1	-80%	0%
ISUZU	FORWARD 1100	1	1	0%				100%	1	1	0%	0%
ISUZU	FORWARD 800	1	1	0%				100%	1	1	0%	0%
ITALIKA	50-110			100%			1	100%	0	1	100%	0%
ITALIKA	651 1000		1	100%				100%	0	1	100%	0%
IZUKA	111-250		1	100%				100%	0	1	100%	0%
JAC	SEI 2	2	1	-50%				100%	2	1	-50%	0%
JAGUAR	F TYPE		1	100%		1		-100%	1	1	0%	0%
KEEWAY	111 250			100%			1	100%	0	1	100%	0%
KIA	OPTIMA	4	1	-75%				100%	4	1	-75%	0%
KTM	50-110		1	100%				100%	0	1	100%	0%
LAND ROVER	EVOQUE	1	1	0%				100%	1	1	0%	0%
LAND ROVER	LR		1	100%				100%	0	1	100%	0%
LAND ROVER	RANGE ROVER EVOQUE HIBRIDO		1	100%				100%	0	1	100%	0%
LAND ROVER	RANGE ROVER SPORT		1	100%				100%	0	1	100%	0%
LAND ROVER	VELAR		1	100%				100%	0	1	100%	0%
LEGALIZADO	AUTOMOVILES	1		-100%		1	1	0%	2	1	-50%	0%
LINCOLN	AVIATOR		1	100%				100%	0	1	100%	0%
LINCOLN	MKZ	1	1	0%				100%	1	1	0%	0%
MB MOTOS	111 250		1	100%		1		-100%	1	1	0%	0%
MERCEDES BENZ	CLASE A	5	1	-80%				100%	5	1	-80%	0%
MERCEDES BENZ	CLASE GLA	4	1	-75%				100%	4	1	-75%	0%
MERCEDES BENZ	SMART		1	100%				100%	0	1	100%	0%
MERCEDES BENZ	SPRINTER CARGO VAN (316, 315)	3	1	-67%				100%	3	1	-67%	0%
MERCEDES BENZ	VITO		1	100%				100%	0	1	100%	0%
MERCEDES BENZ Y												
FREIGHLINER	6 X 4 VOLTEO	1	1	0%				100%	1	1	0%	0%
MITSUBISHI	ECLIPSE	2	1	-50%				100%	2	1	-50%	0%
MITSUBISHI	ENDEAVOR			100%		1		100%	0	1	100%	0%
NISSAN	370Z		1	100%				100%	0	1	100%	0%
NISSAN	DATSUN			100%			1	100%	0	1	100%	0%
OTRA	251-650		1	100%				100%	0	1	100%	0%
PEUGEOT	206	1		-100%		1	1	0%	2	1	-50%	0%
PEUGEOT	308		1	100%				100%	0	1	100%	0%
PEUGEOT	407		1	100%				100%	0	1	100%	0%
PEUGEOT	607		1	100%				100%	0	1	100%	0%
POLARIS	251-650	1	1	0%				100%	1	1	0%	0%
POLARIS	651-1000		1	100%				100%	0	1	100%	0%
PORSCHE	BOXSTER	1	1	0%				100%	1	1	0%	0%
PORSCHE	CAYENNE	2		-100%			1	100%	2	1	-50%	0%
PORSCHE	MACAN		1	100%				100%	0	1	100%	0%
QLINK	111-250	2		-100%			1	100%	2	1	-50%	0%
QLINK	50-110		1	100%				100%	0	1	100%	0%
RENAULT	CLIO	2		-100%		4	1	-75%	6	1	-83%	0%
RENAULT	KANGOO CARGA	1	1	0%		2		-100%	3	1	-67%	0%
RENAULT	KANGOO VAN	2		-100%		1	1	0%	3	1	-67%	0%
RENAULT	MEGANE		1	100%				100%	0	1	100%	0%
RENAULT	SAFRANE			100%			1	100%	0	1	100%	0%
RENAULT	SCALA	3	1	-67%		1		-100%	4	1	-75%	0%
RENAULT	TRAFIC CARGA		1	100%				100%	0	1	100%	0%
RENAULT	TRAFIC PASAJEROS	1	1	0%				100%	1	1	0%	0%
ROVER	MG		1	100%				100%	0	1	100%	0%
SCANIA	SCANIA		1	100%				100%	0	1	100%	0%
SEAT	ALHAMBRA		1	100%				100%	0	1	100%	0%
SEAT	TARRACO		1	100%				100%	0	1	100%	0%
SEMIREMOLQUES	PLATAFORMA SEMI BAJA	1	1	0%				100%	1	1	0%	0%
SEMIREMOLQUES	TOLVA (ALIMENTOS, QUIMICOS)	1	1	0%				100%	1	1	0%	0%
SEMIREMOLQUES	VOLTEO	1		-100%			1	100%	1	1	0%	0%
STERLING	6 X 2 CAJA SECA		1	100%				100%	0	1	100%	0%
SUBARU	WRX		1	100%				100%	0	1	100%	0%
SUZUKI	651-1000		1	100%		1		-100%	1	1	0%	0%
TORINO	111 250			100%			1	100%	0	1	100%	0%
TOYOTA	FJ CRUISER		1	100%				100%	0	1	100%	0%
TOYOTA	TUNDRA PICK UP		1	100%				100%	0	1	100%	0%
TVS	111-250	2	1	-50%				100%	2	1	-50%	0%
VAM	V. A. M.	1		-100%		1	1	0%	2	1	-50%	0%
VOLKSWAGEN	4 X 2 CAJA REDILAS		1	100%				100%	0	1	100%	0%
VOLKSWAGEN	6 X 2 CAJA SECA		1	100%				100%	0	1	100%	0%
VOLKSWAGEN	COMBI PANEL			100%		2	1	-50%	2	1	-50%	0%
VOLKSWAGEN	CRAFTER PASAJEROS	1	1	0%				100%	1	1	0%	0%
VOLKSWAGEN	CROSSGOLF	1	1	0%				100%	1	1	0%	0%
VOLKSWAGEN	DELIVERY CLASE 2		1	100%				100%	0	1	100%	0%
VOLKSWAGEN	DERBY VAN	1		-100%			1	100%	1	1	0%	0%
VOLKSWAGEN	GOLF MODELO 92 Y ANTERIORES	1		-100%		2	1	-50%	3	1	-67%	0%
VOLKSWAGEN	POINTER PICK UP		1	100%		1		-100%	1	1	0%	0%
VOLKSWAGEN	ROUTAN			100%			1	100%	0	1	100%	0%
VOLKSWAGEN	SPORTVAN			100%			1	100%	0	1	100%	0%
VOLVO	6 X 2 CAJA SECA		1	100%				100%	0	1	100%	0%
VOLVO	S60		1	100%		1		-100%	1	1	0%	0%
VOLVO	V70		1	100%				100%	0	1	100%	0%
VOLVO	XC60	2	1	-50%				100%	2	1	-50%	0%

ZHEJANG TAIZHOU													
VENTO	111 250		1	100%					0	1	100%	0%	
ACURA	RLX		1	-100%					1	0	-100%	0%	
ACURA	TLX		1	-100%					1	0	-100%	0%	
AUDI	A8		1	-100%					1	0	-100%	0%	
AUDI	RS7		1	-100%					1	0	-100%	0%	
AUDI	S3		1	-100%					1	0	-100%	0%	
AUDI	S6			100%		1	-100%		1	0	-100%	0%	
BAIC	X25		2	-100%					2	0	-100%	0%	
BMW	1001-2000		1	-100%		1	-100%		2	0	-100%	0%	
BMW	SERIE Z			100%		1	-100%		1	0	-100%	0%	
BUICK	ENCLAVE		2	-100%		1	-100%		3	0	-100%	0%	
BUICK	LACROSSE		2	-100%			100%		2	0	-100%	0%	
CADILLAC	ATS			100%		1	-100%		1	0	-100%	0%	
CADILLAC	SRX		1	-100%		1	-100%		2	0	-100%	0%	
CAN AM	251-650		1	-100%			100%		1	0	-100%	0%	
CAN AM	651-1000		1	-100%			100%		1	0	-100%	0%	
CBO	1000-1500		1	-100%			100%		1	0	-100%	0%	
CHRYSLER	AVENGER		2	-100%		1	-100%		3	0	-100%	0%	
CHRYSLER	CIRRUS			100%		1	-100%		1	0	-100%	0%	
CHRYSLER	D-350 ESTACAS, CHASIS CAB, RAM												
CHRYSLER	ESTACAS,			100%		1	-100%		1	0	-100%	0%	
CHRYSLER	D-350,RAM 3500,4000 CAJA MUDANCERA		1	-100%			100%		1	0	-100%	0%	
CHRYSLER	D-350,RAM 3500,4000 TANQUE		1	-100%			100%		1	0	-100%	0%	
CHRYSLER	H300		1	-100%			100%		1	0	-100%	0%	
CHRYSLER	JEEP COMMANDER		1	-100%			100%		1	0	-100%	0%	
CHRYSLER	JEEP J-364			100%		1	-100%		1	0	-100%	0%	
CHRYSLER	NITRO		2	-100%		1	-100%		3	0	-100%	0%	
CHRYSLER	RAM VAN, H100 VAN			100%		2	-100%		2	0	-100%	0%	
CHRYSLER	SHADOW			100%		2	-100%		2	0	-100%	0%	
CHRYSLER	STRATUS Y BREEZE			100%		2	-100%		2	0	-100%	0%	
DINA	6 X 2 CAJA SECA		1	-100%			100%		1	0	-100%	0%	
ESPECIALES	VEHICULOS INDUSTRIALES,AGRICOLAS, CONTRATISTAS		2	-100%			100%		2	0	-100%	0%	
FIAT	LINEA			100%		1	-100%		1	0	-100%	0%	
FIAT	PICK-UP STRADA ADVENTURE		1	-100%			100%		1	0	-100%	0%	
FORD	COURIER PICK UP			100%		1	-100%		1	0	-100%	0%	
FORD	GHIA			100%		1	-100%		1	0	-100%	0%	
FORD	GRAND MARQUIS, MOD. (1999 Y ANT) LTD												
FORD	GALAXIE			100%		1	-100%		1	0	-100%	0%	
FORD	TAURUS		1	-100%			100%		1	0	-100%	0%	
FRONTERIZOS	COMERCIALES			100%		1	-100%		1	0	-100%	0%	
GENERAL MOTORS	AZTEK			100%		1	-100%		1	0	-100%	0%	
GENERAL MOTORS	C-30,35,36,3500 CAJA CONTENEDOR		1	-100%			100%		1	0	-100%	0%	
GENERAL MOTORS	CAMARO		1	-100%			100%		1	0	-100%	0%	
GENERAL MOTORS	G3		1	-100%			100%		1	0	-100%	0%	
GENERAL MOTORS	G6		1	-100%			100%		1	0	-100%	0%	
GENERAL MOTORS	GMC		1	-100%		1	-100%		2	0	-100%	0%	
GENERAL MOTORS	LUMINA			100%		1	-100%		1	0	-100%	0%	
GENERAL MOTORS	MICROBUS		1	-100%			100%		1	0	-100%	0%	
GENERAL MOTORS	TORRENT		1	-100%			100%		1	0	-100%	0%	
GENERAL MOTORS	VENTURE			100%		1	-100%		1	0	-100%	0%	
GENERAL MOTORS	ZAFIRA		1	-100%			100%		1	0	-100%	0%	
HARLEY-DAVIDSON	111-250		1	-100%			100%		1	0	-100%	0%	
HONDA	1001-2000		1	-100%			100%		1	0	-100%	0%	
HONDA	CIVIC HIBRIDO		1	-100%			100%		1	0	-100%	0%	
HONDA	ELEMENT		1	-100%			100%		1	0	-100%	0%	
HONDA	INSIGHT		1	-100%			100%		1	0	-100%	0%	
HYUNDAI	H300		1	-100%			100%		1	0	-100%	0%	
INFINITI	JX		1	-100%			100%		1	0	-100%	0%	
INTERNATIONAL	4 X 2 VOLTEO		1	-100%			100%		1	0	-100%	0%	
INTERNATIONAL	6 X 2 VOLTEO		1	-100%			100%		1	0	-100%	0%	
INTERNATIONAL	CITYSTAR		1	-100%			100%		1	0	-100%	0%	
IRON CLAN MOTORS	111 250		3	-100%		2	-100%		5	0	-100%	0%	
ISUZU	4 X 2 CAJA SECA		1	-100%			100%		1	0	-100%	0%	
JIA YUAN	CITY SPIRIT ELECTRICO		1	-100%			100%		1	0	-100%	0%	
KAZUKI	111 250		1	-100%			100%		1	0	-100%	0%	
LAND ROVER	DISCOVERY		1	-100%			100%		1	0	-100%	0%	
LINCOLN	LS		1	-100%			100%		1	0	-100%	0%	
LINCOLN	MARK LT PICK UP		2	-100%			100%		2	0	-100%	0%	
LINCOLN	MKS			100%		1	-100%		1	0	-100%	0%	
MERCEDES BENZ	AUTOBUS URBANO		2	-100%			100%		2	0	-100%	0%	
MERCEDES BENZ	CLASE GL		1	-100%			100%		1	0	-100%	0%	
MERCEDES BENZ	CLASE GLK		1	-100%			100%		1	0	-100%	0%	
MERCEDES BENZ	CLASE GLS			100%		1	-100%		1	0	-100%	0%	
MERCEDES BENZ	SPRINTER CAJA SECA (316,315)			100%		1	-100%		1	0	-100%	0%	
MERCEDES BENZ	SPRINTER CAJA SECA (416,415)		1	-100%			100%		1	0	-100%	0%	
MERCURY	MILAN			100%		1	-100%		1	0	-100%	0%	
MINIBUS	ASX		1	-100%		1	-100%		2	0	-100%	0%	
MINIBUS	ECLIPSE CROSS		1	-100%			100%		1	0	-100%	0%	
MINIBUS	MONTERO		1	-100%			100%		1	0	-100%	0%	
NISSAN	APRIO		1	-100%			100%		1	0	-100%	0%	
NISSAN	CABSTAR CAJA SECA ESTANDAR		1	-100%		1	-100%		2	0	-100%	0%	
NISSAN	LUCINO		2	-100%		3	-100%		5	0	-100%	0%	
NISSAN	MICRA		1	-100%			100%		1	0	-100%	0%	
NISSAN	NV 2500		1	-100%			100%		1	0	-100%	0%	
OTRA	111- 250		1	-100%			100%		1	0	-100%	0%	
PEUGEOT	307			100%		1	-100%		1	0	-100%	0%	
PEUGEOT	MANAGER PASAJEROS		1	-100%			100%		1	0	-100%	0%	
PEUGEOT	PARTNER FURGON P/LATERAL		1	-100%			100%		1	0	-100%	0%	

PIAGGIO	PICK-UP			100%		1		-100%		1	0	-100%	0%	
PORSCHE	911		1	-100%				100%			1	0	-100%	0%
SEAT	ALTEA		4	-100%				100%			4	0	-100%	0%
SEAT	CUPRA		1	-100%				100%			1	0	-100%	0%
SEMIRREMOLQUES	JAULA GANADERA RETRACTIL			100%		1		-100%			1	0	-100%	0%
SEMIRREMOLQUES	LEGALIZADO		1	-100%				100%			1	0	-100%	0%
STERLING	STERLING		2	-100%				100%			2	0	-100%	0%
SUBARU	B9 TRIBECA		1	-100%				100%			1	0	-100%	0%
SUNDIRO	111-250		1	-100%				100%			1	0	-100%	0%
SUZUKI	251-650			100%		1		-100%			1	0	-100%	0%
TOYOTA	4 RUNNER		2	-100%				100%			2	0	-100%	0%
TURISTAS	CAMIONES		1	-100%				100%			1	0	-100%	0%
VOLKSWAGEN	CARIBE, BRASILIA, SAFARI		1	-100%				100%			1	0	-100%	0%
VOLKSWAGEN	CC		1	-100%				100%			1	0	-100%	0%
VOLKSWAGEN	CRAFTER MICROBUS			100%		1		-100%			1	0	-100%	0%
VOLKSWAGEN	EUROVAN PASAJEROS		2	-100%		1		-100%			3	0	-100%	0%
VOLKSWAGEN	GOLF MODELO 92 AL 99		1	-100%		1		-100%			2	0	-100%	0%
VOLKSWAGEN	VOLKSWAGEN		1	-100%		1		-100%			2	0	-100%	0%
VOLVO	V40		2	-100%				100%			2	0	-100%	0%
VOLVO	XC90		1	-100%				100%			1	0	-100%	0%
ZACUA	M2			100%		1		-100%			1	0	-100%	0%
TOTAL GENERAL			7016	6145	-12%	3092	2976	-4%		10108	9121	-10%	100%	

PORCENTAJE DE PARTICIPACIÓN POR TIPO DE ROBO Y POR AÑO.

69% 67%

31% 33%

# OFICINA COORDINADORA DE RIESGOS ASEGURADOS (OCRA)

**VEHÍCULOS ROBADOS AL SECTOR ASEGURADOR A: NIVEL NACIONAL, DURANTE EL PERIODO 01/01/2021-30/06/2021 Y SU COMPORTAMIENTO DURANTE EL MISMO PERIODO DE 2020, ORDENADO POR LOS TIPOS MÁS ROBADOS DURANTE 2021.**

MARCA	TIPO	TOTAL NACIONAL									
		CON VIOLENCIA			ESTACIONADO			TOTAL			% DEL TOT.
		2020	2021	% DE INCR.	2020	2021	% DE INCR.	2020	2021	% DE INCR.	
NISSAN	VERSA	960	663	-31%	865	1007	16%	1825	1670	-8%	6%
NISSAN	NP300	905	653	-28%	508	542	7%	1413	1195	-15%	4%
GENERAL MOTORS	AVEO	762	633	-17%	514	398	-23%	1276	1031	-19%	3%
GENERAL MOTORS	BEAT	401	410	2%	366	537	47%	767	947	23%	3%
NISSAN	TSURU	244	168	-31%	1096	610	-44%	1340	778	-42%	3%
HONDA	CRV	473	326	-31%	263	411	56%	736	737	0%	2%
VOLKSWAGEN	VENTO	822	552	-33%	192	161	-16%	1014	713	-30%	2%
KENWORTH	KENWORTH	504	410	-19%	307	229	-25%	811	639	-21%	2%
NISSAN	MARCH	329	265	-19%	306	353	15%	635	618	-3%	2%
NISSAN	SENTRA	313	208	-34%	443	389	-12%	756	597	-21%	2%
HONDA	111-250	248	216	-13%	206	251	22%	454	467	3%	2%
VOLKSWAGEN	JETTA Y CLASICO	484	328	-32%	160	126	-21%	644	454	-30%	2%
FREIGHTLINER	FREIGHTLINER	295	288	-2%	135	112	-17%	430	400	-7%	1%
NISSAN	PICK-UP CORTO,LARGO,DOBLE,KING	199	105	-47%	366	273	-25%	565	378	-33%	1%
YAMAHA	111-250	203	189	-7%	231	183	-21%	434	372	-14%	1%
NISSAN	ESTACAS CORTO,LARGO, CHASIS,	210	130	-38%	244	219	-10%	454	349	-23%	1%
HONDA	HR-V	165	167	1%	92	157	71%	257	324	26%	1%
TOYOTA	HILUX PICK UP	271	265	-2%	53	55	4%	324	320	-1%	1%
HONDA	CIVIC	157	130	-17%	155	184	19%	312	314	1%	1%
FORD	F-350,F450,F550, ESTACAS,CHASIS CAB	257	205	-20%	130	96	-26%	387	301	-22%	1%
VOLKSWAGEN	NUEVO JETTA	235	210	-11%	67	83	24%	302	293	-3%	1%
MAZDA	3	232	225	-3%	77	60	-22%	309	285	-8%	1%
GENERAL MOTORS	SPARK	233	159	-32%	111	125	13%	344	284	-17%	1%
KIA	RIO	254	204	-20%	39	63	62%	293	267	-9%	1%
ITALIKA	111-250	376	101	-73%	842	161	-81%	1218	262	-78%	1%
NISSAN	XTRAIL	236	169	-28%	61	77	26%	297	246	-17%	1%
KIA	SPORTAGE	231	208	-10%	34	32	-6%	265	240	-9%	1%
NISSAN	FRONTIER PICK UP	176	122	-31%	123	106	-14%	299	228	-24%	1%
SEMIREMOLQUES	CAJA SECA	244	175	-28%	71	53	-25%	315	228	-28%	1%
INTERNATIONAL	INTERNATIONAL	202	143	-29%	99	74	-25%	301	217	-28%	1%
TOYOTA	COROLLA	131	135	3%	60	76	27%	191	211	10%	1%
VOLKSWAGEN	GOL	214	143	-33%	70	59	-16%	284	202	-29%	1%
GENERAL MOTORS	SONIC	206	140	-32%	58	58	0%	264	198	-25%	1%
MAZDA	CX5	228	164	-28%	38	34	-11%	266	198	-26%	1%
HONDA	CITY	119	106	-11%	43	89	107%	162	195	20%	1%
SEMIREMOLQUES	REMOLQUES	148	134	-9%	54	59	9%	202	193	-4%	1%
TOYOTA	TACOMA PICK UP	193	150	-22%	25	41	64%	218	191	-12%	1%
GENERAL MOTORS	SILVERADO PICK UP (C- 2500)	114	98	-14%	77	87	13%	191	185	-3%	1%
SEAT	IBIZA	261	152	-42%	56	32	-43%	317	184	-42%	1%
TOYOTA	RAV4	163	144	-12%	27	31	15%	190	175	-8%	1%
CHRYSLER	ATTITUDE	173	117	-32%	71	53	-25%	244	170	-30%	1%
TOYOTA	YARIS	148	110	-26%	67	59	-12%	215	169	-21%	1%
SEMIREMOLQUES	DOLLY	137	108	-21%	90	59	-34%	227	167	-26%	1%
NISSAN	KICKS	173	124	-28%	41	40	-2%	214	164	-23%	1%
YAMAHA	50-110	20	61	205%	62	101	63%	82	162	98%	1%
FORD	FIGO	167	124	-26%	45	36	-20%	212	160	-25%	1%
KIA	FORTE	94	126	34%	37	33	-11%	131	159	21%	1%
NISSAN	TIIDA	115	95	-17%	98	63	-36%	213	158	-26%	1%
MAZDA	CX-3	147	136	-7%	26	20	-23%	173	156	-10%	1%
VOLKSWAGEN	TIGUAN	139	128	-8%	25	27	8%	164	155	-5%	1%
BAJAJ	111-250	65	61	-6%	97	87	-10%	162	148	-9%	0%
NISSAN	URVAN PASAJEROS	81	74	-9%	83	72	-13%	164	146	-11%	0%
FORD	RANGER PICK UP	105	103	-2%	40	31	-23%	145	134	-8%	0%
HYUNDAI	GRAND I10	106	108	2%	32	22	-31%	138	130	-6%	0%
ARMADO	CAMION	48	80	67%	51	49	-4%	99	129	30%	0%
GENERAL MOTORS	TRAX	143	92	-36%	37	32	-14%	180	124	-31%	0%
MITSUBISHI	L200 PICK UP DOBLE CABINA	98	88	-10%	29	36	24%	127	124	-2%	0%
CHRYSLER	JEEP WRANGLER	100	98	-2%	29	24	-17%	129	122	-5%	0%
FORD	LOBO, KING RANCH PICK UP	158	105	-34%	35	16	-54%	193	121	-37%	0%
GENERAL MOTORS	CHEVY	33	17	-48%	130	97	-25%	163	114	-30%	0%
TOYOTA	AVANZA	116	87	-25%	24	27	13%	140	114	-19%	0%
TOYOTA	HIACE	82	80	-2%	37	34	-8%	119	114	-4%	0%
HYUNDAI	TUCSON	106	96	-9%	14	16	14%	120	112	-7%	0%
FORD	F-100, F-150 PICK UP	114	74	-35%	53	32	-40%	167	106	-37%	0%
SEMIREMOLQUES	TANQUE	69	60	-13%	71	43	-39%	140	103	-26%	0%
GENERAL MOTORS	SIERRA PICK UP	64	78	22%	23	24	4%	87	102	17%	0%
MERCEDES BENZ Y											
FREIGHTLINER	4 X 2 CAJA SECA	63	53	-16%	51	49	-4%	114	102	-11%	0%
HONDA	ACCORD	61	39	-36%	46	62	35%	107	101	-6%	0%
SEMIREMOLQUES	PLATAFORMA ALTA	105	75	-29%	29	25	-14%	134	100	-25%	0%
GENERAL MOTORS	CHEYENNE,CHEYENNE SS PICK UP	55	63	15%	46	36	-22%	101	99	-2%	0%
HYUNDAI	CRETA	77	90	17%	13	9	-31%	90	99	10%	0%
FORD	FIESTA	87	51	-41%	28	45	61%	115	96	-17%	0%
SEMIREMOLQUES	CAJA REDILAS	93	51	-45%	99	44	-56%	192	95	-51%	0%
GENERAL MOTORS	C-15,1500 PICK UP	32	33	3%	84	54	-36%	116	87	-25%	0%
VOLKSWAGEN	POLO	114	68	-40%	27	19	-30%	141	87	-38%	0%

CHRYSLER	D-350, RAM 3500,4000 CAJA SECA	47	63	34%	16	21	31%	63	84	33%	0%	
CHRYSLER	RAM 1500	65	62	-5%	43	22	-49%	108	84	-22%	0%	
GENERAL MOTORS	SILVERADO PICK UP (C- 3500)	93	56	-40%	26	24	-8%	119	80	-33%	0%	
VOLKSWAGEN	GOLF	77	53	-31%	42	25	-40%	119	78	-34%	0%	
GENERAL MOTORS	CAVALIER	69	54	-22%	27	23	-15%	96	77	-20%	0%	
SEAT	LEON	82	65	-21%	8	12	50%	90	77	-14%	0%	
CHRYSLER	RAM 2500	64	49	-23%	38	27	-29%	102	76	-25%	0%	
AUDI	A3	57	57	0%	22	18	-18%	79	75	-5%	0%	
GENERAL MOTORS	ONIX	9	60	567%		14	100%	9	74	722%	0%	
HYUNDAI	ACCENT	67	58	-13%	19	16	-16%	86	74	-14%	0%	
KIA	SORENTO	62	66	6%	18	8	-56%	80	74	-8%	0%	
RENAULT	DUSTER	66	50	-24%	33	24	-27%	99	74	-25%	0%	
CHRYSLER	JEEP GRAND CHEROKEE	65	55	-15%	33	18	-45%	98	73	-26%	0%	
FORD	ESCAPE	59	51	-14%	22	22	0%	81	73	-10%	0%	
FORD	FOCUS	58	38	-34%	28	32	14%	86	70	-19%	0%	
VOLKSWAGEN	SAVEIRO	54	52	-4%	16	17	6%	70	69	-1%	0%	
HONDA	ODYSSEY	35	23	-34%	22	45	105%	57	68	19%	0%	
SUZUKI	SWIFT	57	53	-7%	20	15	-25%	77	68	-12%	0%	
CHRYSLER	JOURNEY	53	40	-25%	19	24	26%	72	64	-11%	0%	
FRONTERIZOS	COMERCIALES	11	14	27%	57	50	-12%	68	64	-6%	0%	
VOLKSWAGEN	PASSAT	34	45	32%	24	19	-21%	58	64	10%	0%	
GENERAL MOTORS	CRUZE	56	32	-43%	33	31	-6%	89	63	-29%	0%	
VOLVO	VOLVO	46	38	-17%	32	25	-22%	78	63	-19%	0%	
KIA	SELTOS	5	48	860%		12	100%	5	60	1100%	0%	
MERCEDES BENZ	CLASE C	41	48	17%	17	12	-29%	58	60	3%	0%	
VOLKSWAGEN	AMAROK	63	55	-13%	10	5	-50%	73	60	-18%	0%	
KENWORTH	6 X 2 CAJA SECA	25	34	36%	32	25	-22%	57	59	4%	0%	
KIA	SOUL	70	44	-37%	17	15	-12%	87	59	-32%	0%	
FORD	EXPLORER	46	30	-35%	21	28	33%	67	58	-13%	0%	
GENERAL MOTORS	S-10 PICK UP	38	39	3%	21	19	-10%	59	58	-2%	0%	
HONDA	FIT	48	35	-27%	17	23	35%	65	58	-11%	0%	
TOYOTA	HIGHLANDER	49	46	-6%	7	12	71%	56	58	4%	0%	
SAAB	9-3'	8	46	475%		6	11	83%	14	57	307%	0%
VOLKSWAGEN	JETTA MODELO 92 AL 99	17	20	18%	23	37	61%	40	57	43%	0%	
SEMIRREMOLQUES	CAJA REFRIGERADA	49	46	-6%	11	10	-9%	60	56	-7%	0%	
AUDI	Q5	45	45	0%	7	9	29%	52	54	4%	0%	
NISSAN	ALTIMA	28	29	4%	30	23	-23%	58	52	-10%	0%	
CHRYSLER	RAM 700 PICK UP	27	37	37%	8	13	63%	35	50	43%	0%	
SUZUKI	111-250	23	20	-13%	33	30	-9%	56	50	-11%	0%	
BMW	COOPER	65	39	-40%	12	10	-17%	77	49	-36%	0%	
NISSAN	ICHI-VAN PANEL, URVAN PANEL	22	29	32%	26	20	-23%	48	49	2%	0%	
BMW	SERIE 3	52	27	-48%	16	21	31%	68	48	-29%	0%	
CHRYSLER	VOYAGER	13	10	-23%	46	38	-17%	59	48	-19%	0%	
GENERAL MOTORS	TORNADO,CHEVY PICK UP	38	26	-32%	20	22	10%	58	48	-17%	0%	
HINO	300	35	43	23%	12	5	-58%	47	48	2%	0%	
VENTO	111-250	10	26	160%	14	22	57%	24	48	100%	0%	
ACURA	RDX	14	15	7%	10	32	220%	24	47	96%	0%	
HONDA	PILOT	19	13	-32%	19	34	79%	38	47	24%	0%	
GENERAL MOTORS	EQUINOX	33	29	-12%	17	17	0%	50	46	-8%	0%	
INTERNATIONAL	CHASIS CABINA 6X4	51	29	-43%	33	17	-48%	84	46	-45%	0%	
TOYOTA	CAMRY	39	32	-18%	21	13	-38%	60	45	-25%	0%	
VOLKSWAGEN	SEDAN	9	2	-78%	66	43	-35%	75	45	-40%	0%	
OTROS	OTROS	14	26	86%	26	18	-31%	40	44	10%	0%	
FORD	F-350,450,550 CAJA SECA	42	28	-33%	12	15	25%	54	43	-20%	0%	
GENERAL MOTORS	TAHOE	17	24	41%	15	19	27%	32	43	34%	0%	
KTM	111-250	23	26	13%	33	17	-48%	56	43	-23%	0%	
MITSUBISHI	MIRAGE	25	25	0%	12	18	50%	37	43	16%	0%	
FORD	F-350,450,550 CAJA CONTENEDOR	28	30	7%	7	12	71%	35	42	20%	0%	
MAZDA	2	30	29	-3%	14	13	-7%	44	42	-5%	0%	
FRONTERIZOS	AUTOMOVILES	17	8	-53%	54	33	-39%	71	41	-42%	0%	
VOLKSWAGEN	BEETLE	47	28	-40%	16	12	-25%	63	40	-37%	0%	
FORD	ECOSPORT	32	26	-19%	13	13	0%	45	39	-13%	0%	
GENERAL MOTORS	SUBURBAN, CARRY ALL	16	20	25%	18	19	6%	34	39	15%	0%	
CHRYSLER	JEEP CHEROKEE	28	24	-14%	12	14	17%	40	38	-5%	0%	
GENERAL MOTORS	COLORADO PICK UP	23	29	26%	11	9	-18%	34	38	12%	0%	
MERCEDES BENZ	CLASE GLC	35	33	-6%	8	5	-38%	43	38	-12%	0%	
MERCEDES BENZ Y												
FREIGHLINER	6 X 2 CAJA SECA	36	24	-33%	24	14	-42%	60	38	-37%	0%	
FORD	F-200, B-200, F- 250 PICK UP	22	27	23%	15	10	-33%	37	37	0%	0%	
SEAT	TOLEDO	64	32	-50%	12	5	-58%	76	37	-51%	0%	
BMW	251-650	22	19	-14%	40	17	-58%	62	36	-42%	0%	
MITSUBISHI	OUTLANDER	19	27	42%	7	9	29%	26	36	38%	0%	
SUZUKI	VITARA	41	28	-32%	3	8	167%	44	36	-18%	0%	
AUDI	A4	34	23	-32%	5	12	140%	39	35	-10%	0%	
BMW	SERIE 1	42	26	-38%	11	9	-18%	53	35	-34%	0%	
GENERAL MOTORS	BLAZER	5	13	160%	16	22	38%	21	35	67%	0%	
KENWORTH	4 X 2 CAJA SECA	19	19	0%	5	16	220%	24	35	46%	0%	
TOYOTA	SIENNA	38	25	-34%	14	10	-29%	52	35	-33%	0%	
BMW	X5	27	28	4%	5	6	20%	32	34	6%	0%	
CHRYSLER	RAM PICK UP	14	26	86%	10	8	-20%	24	34	42%	0%	
HONDA	BRV	29	31	7%	4	3	-25%	33	34	3%	0%	
SEMIRREMOLQUES	PORTACONTEENEDOR	28	28	0%	13	6	-54%	41	34	-17%	0%	
CHRYSLER	GRAND CARAVAN	6	10	67%	11	23	109%	17	33	94%	0%	
HINO	CAJA SECA	41	26	-37%	9	7	-22%	50	33	-34%	0%	
HYUNDAI	ELANTRA	40	20	-50%	18	13	-28%	58	33	-43%	0%	
MAZDA	6	18	22	22%	16	11	-31%	34	33	-3%	0%	
MAZDA	CX9	28	24	-14%	14	9	-36%	42	33	-21%	0%	
SEMIRREMOLQUES	PLATAFORMA BAJA	33	21	-36%	15	12	-20%	48	33	-31%	0%	
VOLKSWAGEN	BORA	29	18	-38%	23	15	-35%	52	33	-37%	0%	
FORD	F 150		16	100%		16	100%	0	32	100%	0%	

GENERAL MOTORS	TRACKER	2	19	850%	15	13	-13%	17	32	88%	0%
ISUZU	ELF 300 CLASE 2	35	22	-37%	20	10	-50%	55	32	-42%	0%
SUZUKI	EERTIGA	14	21	50%	2	11	450%	16	32	100%	0%
CHRYSLER	JEEP COMPASS	27	24	-11%	15	7	-53%	42	31	-26%	0%
GENERAL MOTORS	CHEVY C2	9	6	-33%	34	25	-26%	43	31	-28%	0%
MAZDA	CX7	23	21	-9%	11	10	-9%	34	31	-9%	0%
RENAULT	KWID	14	17	21%	2	14	600%	16	31	94%	0%
TOYOTA	PRIUS	30	20	-33%	9	10	11%	39	30	-23%	0%
FORD	MUSTANG	23	20	-13%	7	9	29%	30	29	-3%	0%
FORD	RANGER CAJA SECA	33	19	-42%	3	10	233%	36	29	-19%	0%
GENERAL MOTORS	CAPTIVA	24	18	-25%	5	11	120%	29	29	0%	0%
RENAULT	KOLEOS	34	19	-44%	6	9	50%	40	28	-30%	0%
VOLKSWAGEN	POINTER	9	6	-33%	19	22	16%	28	28	0%	0%
FORD	TRANSIT PASAJEROS	9	21	133%	5	6	20%	14	27	93%	0%
GENERAL MOTORS	MALIBU	9	15	67%	21	12	-43%	30	27	-10%	0%
BAJAJ	251-650	15	13	-13%	15	13	-13%	30	26	-13%	0%
FIAT	UNO	23	16	-30%	16	10	-38%	39	26	-33%	0%
GENERAL MOTORS	EXPRESS VAN PASAJEROS	8	8	0%	27	18	-33%	35	26	-26%	0%
MAZDA	CX 30	9	25	178%	2	1	-50%	11	26	136%	0%
BMW	X3	22	23	5%	4	2	-50%	26	25	-4%	0%
INTERNATIONAL	4 X 2 CAJA SECA	16	17	6%	11	8	-27%	27	25	-7%	0%
RENAULT	LOGAN	37	18	-51%	13	7	-46%	50	25	-50%	0%
RENAULT	STEPWAY	19	16	-16%	6	9	50%	25	25	0%	0%
VOLKSWAGEN	VIRTUS	17	20	18%	3	5	67%	20	25	25%	0%
ACURA	MDX	10	14	40%	5	10	100%	15	24	60%	0%
CHRYSLER	JEEP LIBERTY	21	10	-52%	14	14	0%	35	24	-31%	0%
GENERAL MOTORS	MATIZ	14	6	-57%	18	18	0%	32	24	-25%	0%
NISSAN	V DRIVE		8	100%		16	100%	0	24	100%	0%
AUDI	A1	34	20	-41%	8	3	-63%	42	23	-45%	0%
CHRYSLER	JEEP PATRIOT	18	14	-22%	18	9	-50%	36	23	-36%	0%
CHRYSLER	RAM PROMASTER	12	15	25%	3	8	167%	15	23	53%	0%
GENERAL MOTORS	YUKON	7	13	86%	6	10	67%	13	23	77%	0%
MERCEDES BENZ	SPRINTER PASAJEROS	26	18	-31%	3	5	67%	29	23	-21%	0%
PEUGEOT	301	16	17	6%	6	6	0%	22	23	5%	0%
SEMIRREMOLQUES	JAULA GANADERA	35	20	-43%	14	3	-79%	49	23	-53%	0%
AUDI	Q3	17	19	12%	3	3	0%	20	22	10%	0%
CHRYSLER	TOWN & COUNTRY	8	10	25%	15	12	-20%	23	22	-4%	0%
ISUZU	ELF 400	25	17	-32%	15	5	-67%	40	22	-45%	0%
PEUGEOT	PARTNER FURGON	14	17	21%	4	5	25%	18	22	22%	0%
TOYOTA	HIACE PANEL	19	18	-5%	2	4	100%	21	22	5%	0%
CHRYSLER	DURANGO	12	18	50%	3	3	0%	15	21	40%	0%
FIAT	MOBI	16	14	-13%	7	7	0%	23	21	-9%	0%
GENERAL MOTORS	TRVERSE	10	17	70%	3	4	33%	13	21	62%	0%
ISUZU	ELF 500	24	19	-21%	1	2	100%	25	21	-16%	0%
CADILLAC	ESCALADE	5	16	220%	2	4	100%	7	20	186%	0%
CHRYSLER	NEON	6	12	100%	12	8	-33%	18	20	11%	0%
FORD	EDGE	18	15	-17%	9	5	-44%	27	20	-26%	0%
FORD	IKON	8	9	13%	5	11	120%	13	20	54%	0%
KTM	251-650	12	12	0%	11	8	-27%	23	20	-13%	0%
MAZDA	MX5	14	6	-57%	8	14	75%	22	20	-9%	0%
RENAULT	FLUENCE	6	12	100%	7	8	14%	13	20	54%	0%
SUZUKI	IGNIS	12	15	25%	3	5	67%	15	20	33%	0%
FORD	ECONOLINE PASAJEROS	4	2	-50%	5	17	240%	9	19	111%	0%
GENERAL MOTORS	TERRAIN	29	14	-52%	6	5	-17%	35	19	-46%	0%
LEGALIZADO	AUTOMOVILES	3	8	167%	9	11	22%	12	19	58%	0%
MERCEDES BENZ	CLASE CLA	24	14	-42%	3	5	67%	27	19	-30%	0%
MITSUBISHI	LANCER	10	9	-10%	9	10	11%	19	19	0%	0%
NISSAN	PATHFINDER	17	12	-29%	5	7	40%	22	19	-14%	0%
NISSAN	ROGUE	8	10	25%	4	9	125%	12	19	58%	0%
RENAULT	OROCH	11	13	18%	5	6	20%	16	19	19%	0%
ARMADO	TRACTOCAMION	12	8	-33%	9	10	11%	21	18	-14%	0%
HYUNDAI	SONATA	6	9	50%	6	9	50%	12	18	50%	0%
SUZUKI	CIAZ	15	14	-7%	7	4	-43%	22	18	-18%	0%
SUZUKI	GRAND VITARA	15	14	-7%	3	4	33%	18	18	0%	0%
VOLKSWAGEN	TRANSPORTER	22	14	-36%	2	4	100%	24	18	-25%	0%
BMW	X1	20	14	-30%	3	3	0%	23	17	-26%	0%
CHRYSLER	JEEP RENEGADE	12	13	8%	4	4	0%	16	17	6%	0%
FORD	EXPEDITION	13	8	-38%	9	9	0%	22	17	-23%	0%
GENERAL MOTORS	C-30,C35,C36,C3500, CHASIS ESTACAS	16	9	-44%	8	8	0%	24	17	-29%	0%
MERCEDES BENZ	CLASE GLE	27	16	-41%	2	1	-50%	29	17	-41%	0%
SEAT	ARONA	17	13	-24%	5	4	-20%	22	17	-23%	0%
TOYOTA	TUNDRA PICK UP	13	16	23%	3	1	-67%	16	17	6%	0%
VOLKSWAGEN	CADDY	9	13	44%	2	4	100%	11	17	55%	0%
BMW	651-1000	7	12	71%	3	4	33%	10	16	60%	0%
BMW	X4	9	16	78%	2		-100%	11	16	45%	0%
BMW	X6	8	15	88%	1	1	0%	9	16	78%	0%
BUICK	ENCORE	10	12	20%	4	4	0%	14	16	14%	0%
GENERAL MOTORS	ACADIA	20	12	-40%	3	4	33%	23	16	-30%	0%
GENERAL MOTORS	LUV PICK UP,ESTACAS, CREW CAB	6	1	-83%	8	15	88%	14	16	14%	0%
GENERAL MOTORS	OPTRA	5	5	0%	9	11	22%	14	16	14%	0%
RENAULT	CAPTUR	15	11	-27%	10	5	-50%	25	16	-36%	0%
RENAULT	SANDERO	16	11	-31%	4	5	25%	20	16	-20%	0%
TOYOTA	CHR	20	11	-45%	4	5	25%	24	16	-33%	0%
VOLKSWAGEN	JETTA MODELO 92 Y ANTERIORES	24	12	-50%	6	4	-33%	30	16	-47%	0%
AUDI	A5	19	11	-42%	3	4	33%	22	15	-32%	0%
FORD	FUSION	19	9	-53%	9	6	-33%	28	15	-46%	0%
FORD	RANGER ESTACAS	11	11	0%	4	4	0%	15	15	0%	0%
MERCEDES BENZ	CLASE GLA	19	13	-32%	1	2	100%	20	15	-25%	0%
VOLKSWAGEN	CRAFTER VAN	11	10	-9%	1	5	400%	12	15	25%	0%
VOLKSWAGEN	TRANSPORTER PASAJEROS	10	11	10%	4	4	0%	14	15	7%	0%

YAMAHA	251-650	10	4	-60%	7	11	57%	17	15	-12%	0%
BMW	SERIE 4	10	14	40%	5		-100%	15	14	-7%	0%
FORD	4 X 2 CAJA REDILAS	11	10	-9%	9	4	-56%	20	14	-30%	0%
GENERAL MOTORS	CARRIOL, EXPRESS CARGO VAN	6	6	0%	8	8	0%	14	14	0%	0%
ISUZU	ELF600	17	10	-41%	10	4	-60%	27	14	-48%	0%
LAND ROVER	RANGE ROVER	25	12	-52%	2	2	0%	27	14	-48%	0%
PORSCHE	CAYENNE	17	9	-47%	4	5	25%	21	14	-33%	0%
TURISTA	MOTOCICLETAS	13	8	-38%	8	6	-25%	21	14	-33%	0%
CHRYSLER	STRATUS Y BREEZE	1	3	200%	14	10	-29%	15	13	-13%	0%
FORD	TRANSIT CARGA	10	11	10%	3	2	-33%	13	13	0%	0%
FORD	WINDSTAR		4	100%	8	9	13%	8	13	63%	0%
ISUZU	ELF 100 CLASE 2	12	11	-8%	2	2	0%	14	13	-7%	0%
MAZDA	5	7	9	29%	1	4	300%	8	13	63%	0%
NISSAN	PLATINA	8	5	-38%	23	8	-65%	31	13	-58%	0%
SEMIRREMOLQUES	CAJA ENCORTINADA	10	11	10%	1	2	100%	11	13	18%	0%
VOLKSWAGEN	T CROSS	4	12	200%		1	100%	4	13	225%	0%
CHRYSLER	ATOS	3	5	67%	13	7	-46%	16	12	-25%	0%
CHRYSLER	JEEP GLADIADOR	10	12	20%			100%	10	12	20%	0%
DINA	6 X 2, 6 X 4 TRACTOCAMION	9	9	0%	4	3	-25%	13	12	-8%	0%
GENERAL MOTORS	ASTRA	2	5	150%	10	7	-30%	12	12	0%	0%
HYUNDAI	SANTA FE	14	11	-21%	4	1	-75%	18	12	-33%	0%
PEUGEOT	3008	5	10	100%	3	2	-33%	8	12	50%	0%
POLARIS	651-1000	6	10	67%	2	2	0%	8	12	50%	0%
SEMIRREMOLQUES	VOLTEO	8	7	-13%	1	5	400%	9	12	33%	0%
VOLKSWAGEN	GOLF GTI	9	8	-11%	2	4	100%	11	12	9%	0%
VOLKSWAGEN	TAOS		8	100%		4	100%	0	12	100%	0%
BUICK	ENCLAVE	5	5	0%	10	6	-40%	15	11	-27%	0%
CHRYSLER	D-350, RAM 3500,4000 PLATAFORMA	5	9	80%	1	2	100%	6	11	83%	0%
FORD	COURIER PICK UP	5	5	0%	5	6	20%	10	11	10%	0%
GENERAL MOTORS	G-30,WAGON,CARGO VAN	14	6	-57%	9	5	-44%	23	11	-52%	0%
GENERAL MOTORS	MATIZ G2	5	6	20%	8	5	-38%	13	11	-15%	0%
MITSUBISHI	ENDEAVOR	2	4	100%	3	7	133%	5	11	120%	0%
NISSAN	TSUBAME		3	100%	10	8	-20%	10	11	10%	0%
RENAULT	KANGOO PASAJEROS	1	6	500%	2	5	150%	3	11	267%	0%
AUDI	Q2	5	9	80%	1	1	0%	6	10	67%	0%
AUDI	Q7	15	8	-47%	4	2	-50%	19	10	-47%	0%
BMW	1001-2000	7	10	43%	8		-100%	15	10	-33%	0%
BMW	SERIE 2	12	8	-33%	1	2	100%	13	10	-23%	0%
CHRYSLER	DAKOTA PICK UP	3	5	67%	5	5	0%	8	10	25%	0%
CHRYSLER	JEEP GLADIATOR		9	100%		1	100%	0	10	100%	0%
GENERAL MOTORS	C-20,MAXICAB, R 25,C250 PICK UP	5	1	-80%	3	9	200%	8	10	25%	0%
SEAT	ATECA	14	8	-43%	1	2	100%	15	10	-33%	0%
SUZUKI	SX4	1	5	400%	4	5	25%	5	10	100%	0%
AUDI	TT	4	8	100%		1	100%	4	9	125%	0%
BMW	SERIE M	6	9	50%	1		-100%	7	9	29%	0%
CHRYSLER	AVENGER	3	3	0%	3	6	100%	6	9	50%	0%
CHRYSLER	CIRRUS	1	5	400%	1	4	300%	2	9	350%	0%
FIAT	PALIO	2	4	100%	3	5	67%	5	9	80%	0%
GENERAL MOTORS	TRAIL BLAZER	1	1	0%	7	8	14%	8	9	13%	0%
HYUNDAI	IX35	10	8	-20%	1	1	0%	11	9	-18%	0%
MERCEDES BENZ	CLASE E	7	9	29%	5		-100%	12	9	-25%	0%
NISSAN	CABSTAR CAJA SECA ESTANDAR	8	7	-13%	4	2	-50%	12	9	-25%	0%
NISSAN	JUKE	7	7	0%	7	2	-71%	14	9	-36%	0%
NISSAN	NOTE	12	7	-42%	5	2	-60%	17	9	-47%	0%
NISSAN	TITAN PICK UP	5	9	80%	3		-100%	8	9	13%	0%
TOYOTA	MATRIX	1	6	500%		3	100%	1	9	800%	0%
VOLKSWAGEN	4 X 2 CAJA SECA	5	9	80%	1		-100%	6	9	50%	0%
VOLKSWAGEN	TERAMONT	2	7	250%		2	100%	2	9	350%	0%
AUDI	A6	9	6	-33%	2	2	0%	11	8	-27%	0%
CAN AM	111-250	3	5	67%	2	3	50%	5	8	60%	0%
CARABELA	111-250	3	2	-33%	2	6	200%	5	8	60%	0%
CHRYSLER	I 10	7	5	-29%	10	3	-70%	17	8	-53%	0%
CHRYSLER	NITRO	9	4	-56%	4	4	0%	13	8	-38%	0%
CHRYSLER	RAM CHARGER	1	5	400%	5	3	-40%	6	8	33%	0%
CHRYSLER	SPIRIT	1		-100%	13	8	-38%	14	8	-43%	0%
DINAMO	111-250	3	5	67%	1	3	200%	4	8	100%	0%
GENERAL MOTORS	CAMARO	12	5	-58%	3	3	0%	15	8	-47%	0%
GENERAL MOTORS	CORSA	12	4	-67%	13	4	-69%	25	8	-68%	0%
ISUZU	ELF 450	7	6	-14%	1	2	100%	8	8	0%	0%
KIA	OPTIMA	11	7	-36%	2	1	-50%	13	8	-38%	0%
PEUGEOT	207	6	5	-17%	8	3	-63%	14	8	-43%	0%
RENAULT	CLIO	6	4	-33%	7	4	-43%	13	8	-38%	0%
SEMIRREMOLQUES	LEGALIZADO	3	7	133%	1	1	0%	4	8	100%	0%
SEMIRREMOLQUES	TOLVA CEMENTERA	14	4	-71%	7	4	-43%	21	8	-62%	0%
VOLKSWAGEN	UP	5	6	20%	4	2	-50%	9	8	-11%	0%
ACURA	TLX	3	2	-33%		5	100%	3	7	133%	0%
CHRYSLER	RAM PASAJEROS	3	6	100%	3	1	-67%	6	7	17%	0%
CHRYSLER	RAM QUAD CAB PICK UP CREW CAB	13	6	-54%		1	100%	13	7	-46%	0%
FIAT	500	6	3	-50%	5	4	-20%	11	7	-36%	0%
GENERAL MOTORS	4 X 2 CAJA SECA	5	4	-20%	5	3	-40%	10	7	-30%	0%
GENERAL MOTORS	UPLANDER	2	6	200%	3	1	-67%	5	7	40%	0%
JAC	SEI 2	8	3	-63%		4	100%	8	7	-13%	0%
KIA	SEDONA	2	5	150%	7	2	-71%	9	7	-22%	0%
MERCEDES BENZ	SPRINTER CARGO VAN (316, 315)	6	7	17%			100%	6	7	17%	0%
NISSAN	ICHI-VAN Y URVAN, SERVICIO PÚBLICO	1	6	500%		1	100%	1	7	600%	0%
NISSAN	MURANO	10	4	-60%	2	3	50%	12	7	-42%	0%
PEUGEOT	PARTNER TEPEE	10	4	-60%	5	3	-40%	15	7	-53%	0%
TVS	111-250	2	4	100%	3	3	0%	5	7	40%	0%
VOLKSWAGEN	CROSSFOX	5	7	40%	4		-100%	9	7	-22%	0%
VOLKSWAGEN	DERBY	1	3	200%	3	4	33%	4	7	75%	0%

VOLVO	XC60	12	4	-67%		3	100%	12	7	-42%	0%	
YAMAHA	651-1000		6	100%		2	1	-50%	2	7	250%	0%
AUDI	Q8	1	6	500%				1	6	500%	0%	
BMW	SERIE 5	10	4	-60%		2	2	0%	12	6	-50%	0%
CHRYSLER	CALIBER	2	3	50%		1	3	200%	3	6	100%	0%
CHRYSLER	SHADOW	1		-100%		8	6	-25%	9	6	-33%	0%
CHRYSLER	VERNA	2		-100%		3	6	100%	5	6	20%	0%
CHRYSLER	VISION	5	3	-40%		4	3	-25%	9	6	-33%	0%
DINA	4 X 2 CAJA SECA	12	4	-67%		3	2	-33%	15	6	-60%	0%
FORD	ESCORT		2	100%		16	4	-75%	16	6	-63%	0%
HYUNDAI	IONIQ HIBRIDO	4	5	25%		1	1	0%	5	6	20%	0%
ITALIKA	251-650	2	2	0%		3	4	33%	5	6	20%	0%
JAC	T6	1	5	400%			1	100%	1	6	500%	0%
JAC	T8		6	100%				100%	0	6	100%	0%
KIA	NIRO HIBRIDO	4	5	25%		1	1	0%	5	6	20%	0%
KURAZAI	111-250	6	3	-50%		7	3	-57%	13	6	-54%	0%
LINCOLN	MKX	2	4	100%		1	2	100%	3	6	100%	0%
MERCEDES BENZ	MERCEDES BENZ	12	6	-50%				100%	12	6	-50%	0%
MERCEDES BENZ	SPRINTER CARGO VAN (416,415)	12	4	-67%		3	2	-33%	15	6	-60%	0%
NISSAN	MAXIMA	4	3	-25%		5	3	-40%	9	6	-33%	0%
NISSAN	NV 350	8	5	-38%			1	100%	8	6	-25%	0%
SUZUKI	S CROSS	8	5	-38%		2	1	-50%	10	6	-40%	0%
VELOCIMOTORS	111 250	2	3	50%		3	3	0%	5	6	20%	0%
VOLKSWAGEN	VOLKSWAGEN	7	5	-29%		1	1	0%	8	6	-25%	0%
VOLVO	S40	3	3	0%		3	3	0%	6	6	0%	0%
BMW	X2	11	5	-55%		2		-100%	13	5	-62%	0%
CAN AM	651-1000	6	3	-50%			2	100%	6	5	-17%	0%
CHRYSLER	300	3	2	-33%		2	3	50%	5	5	0%	0%
CHRYSLER	CHALLENGER	6	3	-50%		2	2	0%	8	5	-38%	0%
CHRYSLER	D-100, H100 PICK UP	1	3	200%		3	2	-33%	4	5	25%	0%
CHRYSLER	D-350 ESTACAS, CHASIS CAB, RAM ESTACAS,	7	4	-43%		2	1	-50%	9	5	-44%	0%
CHRYSLER	D-350, RAM3500,4000 VOLTEO	2	4	100%		2	1	-50%	4	5	25%	0%
CHRYSLER	D-350, RAM 3500,4000 CAJA CONTENEDOR	6	4	-33%		3	1	-67%	9	5	-44%	0%
CHRYSLER	H100 PASAJEROS		2	100%		1	3	200%	1	5	400%	0%
ESPECIALES	VEHICULOS INDUSTRIALES, AGRICOLAS, CONTRATISTAS	14	4	-71%		4	1	-75%	18	5	-72%	0%
FORD	ECONOLINE CARGO VAN	1		-100%		4	5	25%	5	5	0%	0%
GENERAL MOTORS	AVALANCHE	2	2	0%		2	3	50%	4	5	25%	0%
INFINITI	QX60	2	5	150%				100%	2	5	150%	0%
ISUZU	FORWARD 1100	5	5	0%		1		-100%	6	5	-17%	0%
JAC	HFC	3	5	67%		2		-100%	5	5	0%	0%
JAC	SEI 3	5	4	-20%		2	1	-50%	7	5	-29%	0%
LAND ROVER	RANGE ROVER SPORT	7	5	-29%		1		-100%	8	5	-38%	0%
LINCOLN	MARK LT PICK UP	4	4	0%			1	100%	4	5	25%	0%
LINCOLN	MKC	3	3	0%		1	2	100%	4	5	25%	0%
MACK	MACK	6	4	-33%			1	100%	6	5	-17%	0%
MERCEDES BENZ	AUTOBUS URBANO	6	5	-17%				100%	6	5	-17%	0%
MERCEDES BENZ	CLASE GL	2	3	50%		1	2	100%	3	5	67%	0%
MERCEDES BENZ	CLASE ML	7	4	-43%		4	1	-75%	11	5	-55%	0%
MERCEDES BENZ	SMART	2	4	100%		1	1	0%	3	5	67%	0%
MERCEDES BENZ	SPRINTER SERVICIO PUBLICO	1	4	300%		2	1	-50%	3	5	67%	0%
NISSAN	QUEST	1		-100%		3	5	67%	4	5	25%	0%
PEUGEOT	PARTNER PACK FURGON	2	3	50%			2	100%	2	5	150%	0%
POLARIS	251-650	4	3	-25%			2	100%	4	5	25%	0%
PORSCHE	MACAN	7	5	-29%				100%	7	5	-29%	0%
SEMI-REMOLQUES	CAJA REFREQUERA		5	100%				100%	0	5	100%	0%
SEMI-REMOLQUES	OTRO TIPO DE SEMI-REMOLQUE	4	4	0%			1	100%	4	5	25%	0%
SUZUKI	251-650	1	1	0%		3	4	33%	4	5	25%	0%
VOLKSWAGEN	DELIVERY		3	100%			2	100%	0	5	100%	0%
VOLKSWAGEN	LUPO	2	4	100%			1	100%	2	5	150%	0%
VOLKSWAGEN	SHARAN	1	1	0%		3	4	33%	4	5	25%	0%
VOLKSWAGEN	TOUAREG	7	4	-43%		5	1	-80%	12	5	-58%	0%
VOLVO	XC40	4	5	25%				100%	4	5	25%	0%
ACURA	ILX	2	2	0%		1	2	100%	3	4	33%	0%
BUICK	REGAL		1	100%			3	100%	0	4	100%	0%
CAN AM	1001-2000		4	100%				100%	0	4	100%	0%
CHRYSLER	CHARGER		3	100%		4	1	-75%	4	4	0%	0%
CHRYSLER	H 100 CARGA	2	2	0%		1	2	100%	3	4	33%	0%
FIAT	DUCATO	3	3	0%		1	1	0%	4	4	0%	0%
FORD	EXPLORER PICK UP	5	4	-20%				100%	5	4	-20%	0%
FORD	F-350,450,550 CAJA MUDANCERA		3	100%			1	100%	0	4	100%	0%
FORD	THUNDERBIRD	7	3	-57%		2	1	-50%	9	4	-56%	0%
FREIGHTLINER	360		3	100%			1	100%	0	4	100%	0%
GENERAL MOTORS	C-30,35,36,3500 CAJA SECA	12	3	-75%		5	1	-80%	17	4	-76%	0%
GENERAL MOTORS	CANYON PICK UP	1	3	200%			1	100%	1	4	300%	0%
GENERAL MOTORS	GMC	4	1	-75%		3	3	0%	7	4	-43%	0%
HINO	500		4	100%				100%	0	4	100%	0%
HYUNDAI	STAREX	3	3	0%		1	1	0%	4	4	0%	0%
ISUZU	ELF 200 CLASE 2	12	3	-75%		3	1	-67%	15	4	-73%	0%
JAC	SEI 4		3	100%			1	100%	0	4	100%	0%
KEEWAY	111 250	1	1	0%		2	3	50%	3	4	33%	0%
LEGALIZADO	TRACTOCAMION	2	3	50%		1	1	0%	3	4	33%	0%
LINCOLN	CORSAIR		4	100%				100%	0	4	100%	0%
LINCOLN	MKZ	3	3	0%		3	1	-67%	6	4	-33%	0%
LINCOLN	NAVIGATOR	5	3	-40%		1	1	0%	6	4	-33%	0%
MERCEDES BENZ	CLASE A	13	3	-77%		2	1	-50%	15	4	-73%	0%
MERCEDES BENZ	CLASE GLS	3	3	0%		1	1	0%	4	4	0%	0%
MITSUBISHI	MONTERO	3		-100%		2	4	100%	5	4	-20%	0%



NISSAN	DATSUN			100%		1	4	300%		1	4	300%	0%
NISSAN	INFINITI MODELOS ANTERIORES	6	4	-33%		1		-100%		7	4	-43%	0%
NISSAN	LUCINO	2		-100%		6	4	-33%		8	4	-50%	0%
PEUGEOT	206	3	1	-67%		4	3	-25%		7	4	-43%	0%
PEUGEOT	208	1	3	200%		3	1	-67%		4	4	0%	0%
RENAULT	KANGOO VAN	2	2	0%		3	2	-33%		5	4	-20%	0%
RENAULT	MEGANE	3	3	0%		2	1	-50%		5	4	-20%	0%
SEAT	CORDOBA	2		-100%		5	4	-20%		7	4	-43%	0%
STERLING	6 X 2 CAJA SECA	1	4	300%				100%		1	4	300%	0%
SUBARU	FORESTER	1	4	300%		1		-100%		2	4	100%	0%
TOYOTA	FJ CRUISER	6	4	-33%		1		-100%		7	4	-43%	0%
VOLKSWAGEN	6 X 2 CAJA SECA	2	3	50%		1	1	0%		3	4	33%	0%
VOLKSWAGEN	COMBI	2	1	-50%		2	3	50%		4	4	0%	0%
VOLKSWAGEN	EUROVAN PANEL	4	3	-25%		3	1	-67%		7	4	-43%	0%
BAIC	D20	3	2	-33%		1	1	0%		4	3	-25%	0%
BAJAJ	50-110		2	100%			1	100%		0	3	100%	0%
BENELLI	111-250		2	100%		2	1	-50%		2	3	50%	0%
BMW	SERIE 6		2	100%			1	100%		0	3	100%	0%
BUICK	ENVISION	5	2	-60%		1	1	0%		6	3	-50%	0%
BUICK	VERANO		3	100%				100%		0	3	100%	0%
CHRYSLER	200	3	2	-33%		2	1	-50%		5	3	-40%	0%
CHRYSLER	D-250 PICK UP	2	2	0%		6	1	-83%		8	3	-63%	0%
CHRYSLER	D-350, RAM 3500 QUAD CAB PICK UP	6	2	-67%		1	1	0%		7	3	-57%	0%
CHRYSLER	D-350, RAM 3500, 4000 CAJA MUDANCERA	1	3	200%				100%		1	3	200%	0%
CHRYSLER	JEEP WAGONEER		1	100%		2	2	0%		2	3	50%	0%
DINA	6 X 4 VOLTEO	5		-100%		2	3	50%		7	3	-57%	0%
DUCATI	111 250	5	2	-60%			1	100%		5	3	-40%	0%
FIAT	ARGO		3	100%				100%		0	3	100%	0%
FIAT	DUCATO CAJA SECA VAN			100%		1	3	200%		1	3	200%	0%
FORD	FREESTAR		1	100%			2	100%		0	3	100%	0%
FORD	KA	1		-100%		4	3	-25%		5	3	-40%	0%
FREIGHTLINER	M2		3	100%				100%		0	3	100%	0%
GENERAL MOTORS	CORVETTE	3	2	-33%			1	100%		3	3	0%	0%
GENERAL MOTORS	KODIAK 6 X 2 TANQUE	1	3	200%				100%		1	3	200%	0%
GENERAL MOTORS	VENTURE	1	1	0%		5	2	-60%		6	3	-50%	0%
HARLEY-DAVIDSON	1001-2000	1	1	0%		3	2	-33%		4	3	-25%	0%
HONDA	251-650	5	1	-80%			2	100%		5	3	-40%	0%
HONDA	ELEMENT	2		-100%		1	3	200%		3	3	0%	0%
HONDA	RID LINE PICK UP	3	3	0%				100%		3	3	0%	0%
HUSQVARNA	251-650		2	100%			1	100%		0	3	100%	0%
INFINITI	QX50	2	3	50%				100%		2	3	50%	0%
INFINITI	QX80	1	1	0%		1	2	100%		2	3	50%	0%
INTERNATIONAL	4 X 2 CAJA SECA, CHASIS	1	2	100%			1	100%		1	3	200%	0%
INTERNATIONAL	AUTOBUS URBANO		2	100%			1	100%		0	3	100%	0%
ITALIKA	50-110	1		-100%			3	100%		1	3	200%	0%
JAGUAR	E PACE	9	3	-67%				100%		9	3	-67%	0%
JAGUAR	F PACE	3	3	0%				100%		3	3	0%	0%
JAGUAR	XE	4	3	-25%				100%		4	3	-25%	0%
LAND ROVER	EVOQUE	3	2	-33%			1	100%		3	3	0%	0%
MB MOTOS	111 250	1	1	0%		2	2	0%		3	3	0%	0%
MERCEDES BENZ	CLASE GLK	6	3	-50%				100%		6	3	-50%	0%
MERCEDES BENZ	VITO CARGO VAN		3	100%				100%		0	3	100%	0%
MERCURY	SABLE	2	1	-50%		1	2	100%		3	3	0%	0%
NISSAN	ALMERA		1	100%		1	2	100%		1	3	200%	0%
NISSAN	XTERRA		1	100%		2	2	0%		2	3	50%	0%
OTRA	111- 250	3	1	-67%		5	2	-60%		8	3	-63%	0%
PEUGEOT	307	1		-100%		4	3	-25%		5	3	-40%	0%
PEUGEOT	308		2	100%			1	100%		0	3	100%	0%
PEUGEOT	407		1	100%			2	100%		0	3	100%	0%
PEUGEOT	RIFTER	1	2	100%			1	100%		1	3	200%	0%
PORSCHE	911	4	2	-50%			1	100%		4	3	-25%	0%
RENAULT	KANGOO CARGA	5	1	-80%		4	2	-50%		9	3	-67%	0%
RENAULT	SCALA	3	3	0%		2		-100%		5	3	-40%	0%
RENAULT	SCENIC	1	2	100%		2	1	-50%		3	3	0%	0%
SCANIA	SCANIA	1	3	200%				100%		1	3	200%	0%
SEMIREMOLQUES	PLATAFORMA SEMI BAJA	6	3	-50%				100%		6	3	-50%	0%
SEMIREMOLQUES	TOLVA (ALIMENTOS, QUIMICOS)	1	3	200%		1		-100%		2	3	50%	0%
TOYOTA	4 RUNNER	2	2	0%			1	100%		2	3	50%	0%
TOYOTA	HIACE SERVICIO PUBLICO	2	3	50%				100%		2	3	50%	0%
VOLKSWAGEN	BORA SPORTWAGEN	1	1	0%		1	2	100%		2	3	50%	0%
VOLKSWAGEN	CRAFTER PASAJEROS	1	3	200%				100%		1	3	200%	0%
VOLKSWAGEN	POINTER PICK UP	1	2	100%		2	1	-50%		3	3	0%	0%
VOLVO	C30	1		-100%		1	3	200%		2	3	50%	0%
VOLVO	S60	4	2	-50%		1	1	0%		5	3	-40%	0%
VOLVO	XC90	6	1	-83%		3	2	-33%		9	3	-67%	0%
ACURA	TSX	1		-100%			2	100%		1	2	100%	0%
ALFA ROMEO	147		1	100%			1	100%		0	2	100%	0%
ALFA ROMEO	GIULIETTA		1	100%			1	100%		0	2	100%	0%
AUDI	A7	3	1	-67%			1	100%		3	2	-33%	0%
AUDI	E TRON		2	100%				100%		0	2	100%	0%
AUDI	S3	5	2	-60%		1		-100%		6	2	-67%	0%
BAIC	X25	2	2	0%		1		-100%		3	2	-33%	0%
BENELLI	251-650	1		-100%			2	100%		1	2	100%	0%
BMW	SERIE 7		2	100%				100%		0	2	100%	0%
CADILLAC	ESCALADE PICK UP		2	100%				100%		0	2	100%	0%
CADILLAC	STS Y CTS	1	1	0%		3	1	-67%		4	2	-50%	0%
CHRYSLER	CORDOBA, MONACO, LE BARON			100%		2	2	0%		2	2	0%	0%
CHRYSLER	INTREPID		1	100%			1	100%		0	2	100%	0%
CHRYSLER	JEEP COMMANDER	1	2	100%		2		-100%		3	2	-33%	0%
CHRYSLER	JEEP WRANGLER HIBRIDO		2	100%				100%		0	2	100%	0%

CHRYSLER	PACIFICA	2	1	-50%		1	100%	2	2	0%	0%	
CHRYSLER	PT CRUISER		1	100%		4	1	-75%	4	2	-50%	0%
DINA	4 X 2 CAJA REDILAS	1	2	100%				1	2	100%	0%	
DINA	MICROBUS URBANOS	1	2	100%		3		-100%	4	2	-50%	0%
DUCATI	651-1000	8	1	-88%			1	100%	8	2	-75%	0%
FAMSA	CABINA 6 X 4 3 EJES	3	1	-67%		3	1	-67%	6	2	-67%	0%
FIAT	PICK-UP STRADA ADVENTURE	1	1	0%			1	100%	1	2	100%	0%
FORD	AEROSTAR		1	100%		1	1	0%	1	2	100%	0%
FORD	BRONCO SPORT		1	100%			1	100%	0	2	100%	0%
FORD	MONDEO		1	100%		2	1	-50%	2	2	0%	0%
FOTON	AUMARK 6000		2	100%				100%	0	2	100%	0%
FREIGHTLINER	6 X 2 CAJA SECA		2	100%				100%	0	2	100%	0%
GENERAL MOTORS	C-30,35,36, 3500 CAJA REFRIGERADA		2	100%		1		-100%	1	2	100%	0%
GENERAL MOTORS	CAVALIER MODELO 94 Y ANTERIORES			100%		2	2	0%	2	2	0%	0%
GENERAL MOTORS	CHEVELLE, NOVA, CAPRICE, OPEL		1	100%			1	100%	0	2	100%	0%
GENERAL MOTORS	CUTLASS			100%		2	2	0%	2	2	0%	0%
GENERAL MOTORS	EXPRESS, WAGON SERVICIO PÚBLICO	1		-100%		1	2	100%	2	2	0%	0%
GENERAL MOTORS	G5	2		-100%		3	2	-33%	5	2	-60%	0%
GENERAL MOTORS	G6	3	1	-67%		1	1	0%	4	2	-50%	0%
GENERAL MOTORS	KODIAK 6 X 4 VOLTEO	3	1	-67%		3	1	-67%	6	2	-67%	0%
GENERAL MOTORS	MERIVA	2		-100%		3	2	-33%	5	2	-60%	0%
GENERAL MOTORS	MONTANA	1		-100%			2	100%	1	2	100%	0%
GENERAL MOTORS	SONORA			100%		2	2	0%	2	2	0%	0%
GENERAL MOTORS	ZAFIRA	1		-100%			2	100%	1	2	100%	0%
HARLEY-DAVIDSON	111-250	2	1	-50%		1	1	0%	3	2	-33%	0%
HARLEY-DAVIDSON	651-1000	2	2	0%		2		-100%	4	2	-50%	0%
HONDA	651-1000			100%		3	2	-33%	3	2	-33%	0%
HONDA	INSIGHT	1		-100%		3	2	-33%	4	2	-50%	0%
HUSQVARNA	111-250	1	1	0%			1	100%	1	2	100%	0%
HYUNDAI	VELOSTER			100%			2	100%	0	2	100%	0%
INFINITI	Q50	2	2	0%				100%	2	2	0%	0%
INFINITI	QX30		1	100%			1	100%	0	2	100%	0%
INFINITI	QX70		1	100%			1	100%	0	2	100%	0%
ISLO	111-250	28		-100%		54	2	-96%	82	2	-98%	0%
ISUZU	4 X 2 CAJA SECA	4	2	-50%				100%	4	2	-50%	0%
ITALIKA	651 1000		1	100%		1	1	0%	1	2	100%	0%
JAGUAR	F TYPE		2	100%		1		-100%	1	2	100%	0%
JAGUAR	XF		1	100%			1	100%	0	2	100%	0%
KAWASAKI	1001-2000		2	100%				100%	0	2	100%	0%
KAWASAKI	651-1000	1	2	100%				100%	1	2	100%	0%
LAND ROVER	DISCOVERY	10	2	-80%				100%	10	2	-80%	0%
LAND ROVER	FREELANDER			100%			2	100%	0	2	100%	0%
LEGALIZADO	111 250		2	100%				100%	0	2	100%	0%
LINCOLN	AVIATOR	1	2	100%		1		-100%	2	2	0%	0%
MAN	CABINA XL 6 X 4	1	1	0%			1	100%	1	2	100%	0%
MERCEDES BENZ	CLASE B	1	2	100%		1		-100%	2	2	0%	0%
MERCEDES BENZ	SPRINTER CAJA SECA (316,315)	2	2	0%		2		-100%	4	2	-50%	0%
MERCEDES BENZ	SPRINTER PICK UPS		1	100%			1	100%	0	2	100%	0%
MERCEDES BENZ Y												
FREIGHTLINER	6 X 4 VOLTEO	3	2	-33%				100%	3	2	-33%	0%
MERCURY	MOUNTAINEER	1		-100%			2	100%	1	2	100%	0%
MG	ZS		2	100%				100%	0	2	100%	0%
MITSUBISHI	ECLIPSE	3	1	-67%		1	1	0%	4	2	-50%	0%
MITSUBISHI	GALANT			100%			2	100%	0	2	100%	0%
NISSAN	370Z	4	2	-50%				100%	4	2	-50%	0%
NISSAN	CABSTAR CAJA REFRIGERADA		1	100%			1	100%	0	2	100%	0%
NISSAN	MICRA	1		-100%			2	100%	1	2	100%	0%
OTRA	251-650		2	100%		1		-100%	1	2	100%	0%
PEUGEOT	2008	1	2	100%				100%	1	2	100%	0%
PORSCHE	718		2	100%				100%	0	2	100%	0%
RENAULT	SAFRANE	1		-100%			2	100%	1	2	100%	0%
ROVER	MG		2	100%				100%	0	2	100%	0%
SEAT	TARRACO	2	2	0%				100%	2	2	0%	0%
SUBARU	IMPREZA		1	100%			1	100%	0	2	100%	0%
SUZUKI	651-1000		1	100%		2	1	-50%	2	2	0%	0%
TORINO	111 250			100%			2	100%	0	2	100%	0%
VENTO	251-650			100%			2	100%	0	2	100%	0%
VOLKSWAGEN	4 X 2 CAJA REDILAS	1	2	100%				100%	1	2	100%	0%
VOLKSWAGEN	DELIVERY CLASE 2	5	2	-60%		1		-100%	6	2	-67%	0%
VOLKSWAGEN	DELIVERY CLASE 3	2	2	0%				100%	2	2	0%	0%
VOLKSWAGEN	EUROVAN PASAJEROS	3		-100%		2	2	0%	5	2	-60%	0%
VOLKSWAGEN	GOLF MODELO 92 AL 99	1	1	0%		2	1	-50%	3	2	-33%	0%
VOLKSWAGEN	GOLF MODELO 92 Y ANTERIORES	4		-100%		8	2	-75%	12	2	-83%	0%
VOLKSWAGEN	ROUTAN	1		-100%			2	100%	1	2	100%	0%
VOLKSWAGEN	SPORTVAN			100%		1	2	100%	1	2	100%	0%
YAMAHA	1001-2000	4	1	-75%		3	1	-67%	7	2	-71%	0%
ALFA ROMEO	MITO	1		-100%			1	100%	1	1	0%	0%
AUDI	RS3		1	100%				100%	0	1	100%	0%
AUDI	S4	1	1	0%				100%	1	1	0%	0%
AUDI	S6		1	100%		1		-100%	1	1	0%	0%
AUDI	S8		1	100%				100%	0	1	100%	0%
BAIC	BJ20		1	100%				100%	0	1	100%	0%
BAIC	M50			100%			1	100%	0	1	100%	0%
BAIC	X30		1	100%				100%	0	1	100%	0%
BAIC	X35		1	100%				100%	0	1	100%	0%
BMW	I3S HIBRIDO		1	100%				100%	0	1	100%	0%
BMW	I8 HIBRIDO		1	100%				100%	0	1	100%	0%
BMW	SERIE 5 HIBRIDO	1	1	0%				100%	1	1	0%	0%
BMW	SERIE 8	1	1	0%				100%	1	1	0%	0%
BRP	251 650		1	100%		1		-100%	1	1	0%	0%

BRP	651 1000		1	100%			100%	0	1	100%	0%
CADILLAC	ATS		1	0%		2	-100%	3	1	-67%	0%
CADILLAC	SRX		1	-100%		3	1	4	1	-75%	0%
CADILLAC	XT4		1	0%				1	1	0%	0%
CADILLAC	XT5		1	100%		2	-100%	2	1	-50%	0%
CBO	AUTOBUS FORANEO			100%			100%	0	1	100%	0%
CBO	VAN			100%			100%	0	1	100%	0%
CHONGQING GUANGYU	111 250		1	100%			100%	0	1	100%	0%
CHRYSLER	4 X 2 CAJA SECA			100%			100%	0	1	100%	0%
CHRYSLER	ASPEN			100%			100%	0	1	100%	0%
CHRYSLER	CARRYALL		1	100%			100%	0	1	100%	0%
CHRYSLER	CONCORDE			100%		1	1	1	1	0%	0%
CHRYSLER	D 300			100%			100%	0	1	100%	0%
CHRYSLER	DART		1	100%			100%	0	1	100%	0%
CHRYSLER	H100 CAJA SECA			100%			100%	0	1	100%	0%
CHRYSLER	H100 ESTACAS /D-100 ESTACAS			100%		1	1	1	1	0%	0%
CHRYSLER	RAM RUNNER, SRT PICK UP		1	100%			100%	0	1	100%	0%
CHRYSLER	RAM SERVICIO PÚBLICO		1	100%			100%	0	1	100%	0%
CHRYSLER	RAM VAN, MAXI VAN			100%		4	1	4	1	-75%	0%
DINA	4 X 2 PLATAFORMA		1	100%			100%	0	1	100%	0%
DUCATI	251 650		1	100%			100%	0	1	100%	0%
FERRARI	MODENA			100%			100%	0	1	100%	0%
FIAT	IDEA		1	-100%		2	1	3	1	-67%	0%
FIAT	PALIO ADVENTURE			100%			100%	0	1	100%	0%
FIAT	PANDA			100%			100%	0	1	100%	0%
FORD	B 100		1	100%			100%	0	1	100%	0%
FORD	ECONOLINE SERVICIO PUBLICO			100%			100%	0	1	100%	0%
FORD	F-350,450,550 VOLTEO		1	-100%			100%	1	1	0%	0%
FORD	FIVE HUNDRED		1	-100%		1	1	2	1	-50%	0%
FORD	HARLEY DAVIDSON PICK UP			100%			100%	0	1	100%	0%
FORD	INTERCEPTOR		1	0%			100%	1	1	0%	0%
FOTON	FOTON		1	0%		1	-100%	2	1	-50%	0%
FREIGHTLINER	FL			100%			100%	0	1	100%	0%
GENERAL MOTORS	4 X 2 CAJA REDILAS		1	100%			100%	0	1	100%	0%
GENERAL MOTORS	AUTOBUS URBANO			100%			100%	0	1	100%	0%
GENERAL MOTORS	AVALANCHE PICK UP			100%		1	1	1	1	0%	0%
GENERAL MOTORS	AZTEK		1	100%		1	-100%	1	1	0%	0%
GENERAL MOTORS	BOLT EV		1	100%		1	-100%	1	1	0%	0%
GENERAL MOTORS	EIGHTY EIGHT			100%			100%	0	1	100%	0%
GENERAL MOTORS	EPICA			100%			100%	0	1	100%	0%
GENERAL MOTORS	G3		3	-100%		6	1	9	1	-89%	0%
GENERAL MOTORS	HHR		1	-100%		2	1	3	1	-67%	0%
GENERAL MOTORS	LUMINA			100%		2	1	2	1	-50%	0%
GENERAL MOTORS	P-30, P-31, CARGO VANETTE		2	1	-50%	1	-100%	3	1	-67%	0%
GENERAL MOTORS	SUNFIRE			100%		1	1	1	1	0%	0%
GENERAL MOTORS	TORRENT		2	1	-50%		100%	2	1	-50%	0%
GENERAL MOTORS	VECTRA		1	0%		1	-100%	2	1	-50%	0%
GIANT	CAJA SECA			100%			100%	0	1	100%	0%
HINO	500 AUTOBUS			100%			100%	0	1	100%	0%
HONDA	50-110		1	-100%		4	1	5	1	-80%	0%
HONDA	CRZ			100%		1	1	1	1	0%	0%
HUMMER	H2		1	100%		1	-100%	1	1	0%	0%
HUMMER	H3		1	0%		2	-100%	3	1	-67%	0%
HUSQVARNA	651-1000		1	0%			100%	1	1	0%	0%
HYUNDAI	GENESSIS			100%			100%	0	1	100%	0%
HYUNDAI	H200		3	-100%		3	1	6	1	-83%	0%
INFINITI	G37			100%			100%	0	1	100%	0%
INFINITI	INFINITI I30, I35, Q45			100%			100%	0	1	100%	0%
INFINITI	JX		3	-100%		1	1	4	1	-75%	0%
INFINITI	Q60			100%			100%	0	1	100%	0%
INFINITI	QX60 HIBRIDO		1	100%			100%	0	1	100%	0%
INTERNATIONAL	4 X 2 CAJA REDILAS, CHASIS			100%		2	-100%	2	1	-50%	0%
INTERNATIONAL	CITYSTAR		1	0%			100%	1	1	0%	0%
ISUZU	ELF 600		1	100%			100%	0	1	100%	0%
ISUZU	FORWARD 800		2	1	-50%		100%	2	1	-50%	0%
ISUZU	MICROBUS			100%			100%	0	1	100%	0%
IZUKA	111-250		1	100%		1	-100%	1	1	0%	0%
JAC	J4			100%		1	-100%	1	1	0%	0%
JAC	SEI 7			100%			100%	0	1	100%	0%
JAC	X200			100%			100%	0	1	100%	0%
KENWORTH	4 X 2 CAJA REDILAS		1	0%			100%	1	1	0%	0%
KENWORTH	4 X 2 VOLTEO			100%			100%	0	1	100%	0%
KTM	50-110		1	0%			100%	1	1	0%	0%
KYMCO	251-650			100%			100%	0	1	100%	0%
LAND ROVER	DISCOVERY SPORT		2	1	-50%		100%	2	1	-50%	0%
LAND ROVER	LR			100%		2	-100%	2	1	-50%	0%
LAND ROVER	RANGE ROVER EVOQUE HIBRIDO			100%			100%	0	1	100%	0%
LAND ROVER	VELAR			100%			100%	0	1	100%	0%
LEGALIZADO	COMERCIALES		1	-100%		1	1	2	1	-50%	0%
LINCOLN	MARK VIII			100%			100%	0	1	100%	0%
LINCOLN	TOWN CAR			100%			100%	0	1	100%	0%
MERCEDES BENZ	AUTOBUSES FORANEO		1	0%		1	-100%	2	1	-50%	0%
MERCEDES BENZ	CLASE G		6	1	-83%		100%	6	1	-83%	0%
MERCEDES BENZ	CLASE S			100%			100%	0	1	100%	0%
MERCEDES BENZ	CLASE SL			100%			100%	0	1	100%	0%
MERCEDES BENZ	SPRINTER CARGO VAN 516			100%			100%	0	1	100%	0%
MERCEDES BENZ	VITO			100%			100%	0	1	100%	0%
MG	MG5			100%			100%	0	1	100%	0%
MITSUBISHI	ECLIPSE CROSS		1	0%			100%	1	1	0%	0%
NISSAN	300ZX			100%			100%	0	1	100%	0%

NISSAN	350Z		1	100%			100%	0	1	100%	0%	
NISSAN	CABSTAR CAJA SECA EXTENDIDO		1	100%			100%	0	1	100%	0%	
PEUGEOT	111-250		1	100%			100%	0	1	100%	0%	
PEUGEOT	607		1	100%			100%	0	1	100%	0%	
PEUGEOT	EXPERT		1	100%			100%	0	1	100%	0%	
PEUGEOT	MANAGER CARGO VAN		1	100%			100%	0	1	100%	0%	
PEUGEOT	MANAGER PASAJEROS	3		-100%		1	100%	3	1	-67%	0%	
PEUGEOT	PARTNER FURGON PLATERAL	3	1	-67%		1	-100%	4	1	-75%	0%	
POLARIS	1001-2000	1	1	0%			100%	1	1	0%	0%	
POLARIS	111-250	2		-100%		1	100%	2	1	-50%	0%	
PORSCHE	BOXSTER	1	1	0%		1	-100%	2	1	-50%	0%	
PORSCHE	PANAMERA	1		-100%			100%	1	1	0%	0%	
QLINK	111-250	4		-100%			100%	4	1	-75%	0%	
QLINK	50-110		1	100%			100%	0	1	100%	0%	
RENAULT	RENAULT MODELO 86 Y ANTERIORES		1	100%		1	-100%	1	1	0%	0%	
RENAULT	TRAFIC CARGA		1	100%			100%	0	1	100%	0%	
RENAULT	TRAFIC PASAJEROS	1	1	0%			100%	1	1	0%	0%	
SCANIA	AUTOBUS FORANEO			100%		1	100%	0	1	100%	0%	
SEAT	ALHAMBRA		1	100%			100%	0	1	100%	0%	
SEAT	ALTEA	4		-100%		2	1	-50%	6	1	-83%	0%
SEAT	CUPRA	1		-100%			100%	1	1	0%	0%	
SEAT	EXEO	2		-100%			100%	2	1	-50%	0%	
SEMIRREMOLQUES	MANDRINA TRANSPORTADORA DE VEHICULOS		2	1	-50%		100%	2	1	-50%	0%	
STERLING	STERLING	5	1	-80%			100%	5	1	-80%	0%	
SUBARU	B9 TRIBECA	3	1	-67%			100%	3	1	-67%	0%	
SUBARU	OUTBACK	1	1	0%			100%	1	1	0%	0%	
SUBARU	WRX		1	100%			100%	0	1	100%	0%	
SUBARU	XV		1	100%		1	-100%	1	1	0%	0%	
SUNDIRO	251-650			100%		1	100%	0	1	100%	0%	
SUZUKI	50-110	2	1	-50%		1	-100%	3	1	-67%	0%	
SUZUKI	JIMNY		1	100%			100%	0	1	100%	0%	
SUZUKI	KIZASHI	2		-100%		1	100%	2	1	-50%	0%	
TANK	111-250	1		-100%		2	1	-50%	3	1	-67%	0%
TESLA	3			100%			100%	0	1	100%	0%	
TOYOTA	SEQUOIA	5		-100%		1	1	0%	6	1	-83%	0%
TRECK MOTORS	111 250			100%			100%	0	1	100%	0%	
TRECK MOTORS	CARABELA KURAZAI ISLO	1		-100%			100%	1	1	0%	0%	
TRIUMPH	651-1000		1	100%			100%	0	1	100%	0%	
VAM	V. A. M.	1		-100%		1	1	0%	2	1	-50%	0%
VELOCI MOTORS	251 650		1	100%			100%	0	1	100%	0%	
VENTO	50-110			100%			100%	0	1	100%	0%	
VOLKSWAGEN	6 X 2 PLATAFORMA		1	100%			100%	0	1	100%	0%	
VOLKSWAGEN	ATLANTIC			100%		1	1	0%	1	1	0%	0%
VOLKSWAGEN	CARIBE, BRASILIA, SAFARI	1		-100%		1	1	0%	2	1	-50%	0%
VOLKSWAGEN	COMBI PANEL			100%		2	1	-50%	2	1	-50%	0%
VOLKSWAGEN	CRAFTER CAJA SECA	1	1	0%			100%	1	1	0%	0%	
VOLKSWAGEN	CROSSGOLF	4	1	-75%			100%	4	1	-75%	0%	
VOLKSWAGEN	DERBY VAN	1		-100%		1	100%	1	1	0%	0%	
VOLKSWAGEN	EUROVAN SERVICIO PUBLICO		1	100%			100%	0	1	100%	0%	
VOLVO	6 X 2 CAJA SECA		1	100%			100%	0	1	100%	0%	
VOLVO	V70		1	100%			100%	0	1	100%	0%	
VOLVO	XC60 HIBRIDO			100%		1	100%	0	1	100%	0%	
VOLVO	XC90 HIBRIDO		1	100%			100%	0	1	100%	0%	
ZACUA	M3			100%		1	100%	0	1	100%	0%	
ZHEJANG TAIZHOU												
VENTO	111 250		1	100%			100%	0	1	100%	0%	
ACURA	RLX	1		-100%			100%	1	0	-100%	0%	
ACURA	TL	1		-100%		3	-100%	4	0	-100%	0%	
ALESSIA CARABELA	111 250	3		-100%		1	-100%	4	0	-100%	0%	
AUDI	A8	2		-100%			100%	2	0	-100%	0%	
AUDI	R8	2		-100%			100%	2	0	-100%	0%	
AUDI	RS7	2		-100%			100%	2	0	-100%	0%	
AUTOCAR	AUTOCAR	1		-100%			100%	1	0	-100%	0%	
BAIC	BJ40	3		-100%			100%	3	0	-100%	0%	
BMW	I3 ELECTRICO			100%		1	-100%	1	0	-100%	0%	
BMW	SERIE 3 HIBRIDO	5		-100%		1	-100%	6	0	-100%	0%	
BMW	SERIE Z			100%		2	-100%	2	0	-100%	0%	
BMW	X5 HIBRIDO	1		-100%			100%	1	0	-100%	0%	
BUICK	CENTURY			100%		1	-100%	1	0	-100%	0%	
BUICK	LACROSSE	4		-100%			100%	4	0	-100%	0%	
CADILLAC	BLS			100%		1	-100%	1	0	-100%	0%	
CAN AM	251-650	2		-100%		1	-100%	3	0	-100%	0%	
CARABELA KURAZAI ISLO	111 250			100%		1	-100%	1	0	-100%	0%	
CBO	1000-1500	1		-100%			100%	1	0	-100%	0%	
CHANGAN	PICK UP			100%		1	-100%	1	0	-100%	0%	
CHRYSLER	D-150 PICK UP			100%		1	-100%	1	0	-100%	0%	
CHRYSLER	D-350, RAM 3500,4000 TANQUE	3		-100%			100%	3	0	-100%	0%	
CHRYSLER	H300	2		-100%			100%	2	0	-100%	0%	
CHRYSLER	JEEP J-364			100%		1	-100%	1	0	-100%	0%	
CHRYSLER	RAM MEGA PICK UP	4		-100%			100%	4	0	-100%	0%	
CHRYSLER	RAM PASAJEROS	1		-100%			100%	1	0	-100%	0%	
CHRYSLER	RAM VAN, H100 VAN			100%		2	-100%	2	0	-100%	0%	
CHRYSLER	SEBRING / RT	1		-100%		1	-100%	2	0	-100%	0%	
DINA	6 X 2 CAJA SECA	1		-100%			100%	1	0	-100%	0%	
DINA	6 X 4 TOLVA	1		-100%			100%	1	0	-100%	0%	
DINA	D-3000,3200,3130 ESTACAS	1		-100%			100%	1	0	-100%	0%	
DINAMO	50-110			100%		1	-100%	1	0	-100%	0%	
UCATI	1001-2000	1		-100%		1	-100%	2	0	-100%	0%	

FIAT	GRANDE PUNTO	1	-100%		100%	1	0	-100%	0%
FIAT	LINEA		100%	1	-100%	1	0	-100%	0%
FORD	4 X 2 CAJA SECA	1	-100%		100%	1	0	-100%	0%
FORD	CONTOUR		100%	2	-100%	2	0	-100%	0%
FORD	F-350,450,550 PLATAFORMA	1	-100%		100%	1	0	-100%	0%
FORD	F-350,450,550 TANQUE	1	-100%		100%	1	0	-100%	0%
FORD	GHIA		100%	1	-100%	1	0	-100%	0%
FORD	GRAND MARQUIS, MOD. (1999 Y ANT) LTD GALAXIE		100%	3	-100%	3	0	-100%	0%
FORD	TAURUS	1	-100%		100%	1	0	-100%	0%
FOTON	AUMARK 2000	1	-100%		100%	1	0	-100%	0%
GENERAL MOTORS	6 X 2 CAJA SECA	1	-100%		100%	1	0	-100%	0%
GENERAL MOTORS	C-30,35,36,3500 CAJA CONTENEDOR CITATION, CELEBRITY,IMPALA Y MALIBU 1981 Y ANTERIO	1	-100%		100%	1	0	-100%	0%
GENERAL MOTORS	FIREBIRD TRANS AM		100%	1	-100%	1	0	-100%	0%
GENERAL MOTORS	G4	1	-100%		100%	1	0	-100%	0%
GENERAL MOTORS	GRAN AM		100%	2	-100%	2	0	-100%	0%
GENERAL MOTORS	IMPALA	1	-100%		100%	1	0	-100%	0%
GENERAL MOTORS	MICROBUS	1	-100%	2	-100%	2	0	-100%	0%
GENERAL MOTORS	SILHOUETTE		100%	1	-100%	1	0	-100%	0%
GENERAL MOTORS	SPARK ELECTRICO		100%	1	-100%	1	0	-100%	0%
GIANT	PICK-UP		100%	1	-100%	1	0	-100%	0%
HARLEY-DAVIDSON	251-650		100%	2	-100%	2	0	-100%	0%
HINO	CAJA REFRIGERADA	2	-100%	1	-100%	3	0	-100%	0%
HONDA	1001-2000	2	-100%	1	-100%	3	0	-100%	0%
HONDA	CIVIC HIBRIDO	1	-100%	1	-100%	2	0	-100%	0%
HUMMER	H2 SUT PICK UP	1	-100%		100%	1	0	-100%	0%
HYUNDAI	H300	1	-100%		100%	1	0	-100%	0%
IMPORTADOS	TRACTOCAMION	1	-100%		100%	1	0	-100%	0%
INDIAN	1001 2000	2	-100%		100%	2	0	-100%	0%
INFINITI	FX50	1	-100%		100%	1	0	-100%	0%
INFINITI	M56	1	-100%		100%	1	0	-100%	0%
INTERNATIONAL	4 X 2 VOLTEO	1	-100%		100%	1	0	-100%	0%
INTERNATIONAL	6 X 2 CAJA SECA	1	-100%		100%	1	0	-100%	0%
INTERNATIONAL	6 X 2 VOLTEO	1	-100%		100%	1	0	-100%	0%
IRON CLAN MOTORS	111 250	6	-100%	11	-100%	17	0	-100%	0%
IZUKA	251-650		100%	1	-100%	1	0	-100%	0%
JAC	EJ4 ELECTRICO	1	-100%		100%	1	0	-100%	0%
JIA YUAN	CITY SPIRIT ELECTRICO	1	-100%		100%	1	0	-100%	0%
KAMAJI	111-250	1	-100%		100%	1	0	-100%	0%
KAWASAKI	111-250	2	-100%		100%	2	0	-100%	0%
KAWASAKI	251-650	2	-100%	1	-100%	3	0	-100%	0%
KAZUKI	111 250	1	-100%	1	-100%	2	0	-100%	0%
KIA	STINGER	4	-100%		100%	4	0	-100%	0%
KIRI	SEED	1	-100%		100%	1	0	-100%	0%
KURAZAI	251-650		100%	1	-100%	1	0	-100%	0%
LAND ROVER	DEFENDER	2	-100%		100%	2	0	-100%	0%
LEXUS	LEXUS		100%	1	-100%	1	0	-100%	0%
LINCOLN	LS	2	-100%		100%	2	0	-100%	0%
LINCOLN	MKS		100%	1	-100%	1	0	-100%	0%
MASERATI	COUPE	1	-100%		100%	1	0	-100%	0%
MASERATI	GT	1	-100%		100%	1	0	-100%	0%
MASERATI	LEVANTE	2	-100%		100%	2	0	-100%	0%
MAZDA	PICK UP	1	-100%	3	-100%	4	0	-100%	0%
MERCEDES BENZ	AMG GT	2	-100%		100%	2	0	-100%	0%
MERCEDES BENZ	CLASE CL	1	-100%		100%	1	0	-100%	0%
MERCEDES BENZ	CLASE CLS	4	-100%		100%	4	0	-100%	0%
MERCEDES BENZ	CLASE GLB	1	-100%		100%	1	0	-100%	0%
MERCEDES BENZ	CLASE R	1	-100%		100%	1	0	-100%	0%
MERCEDES BENZ	CLASE SLC	1	-100%		100%	1	0	-100%	0%
MERCEDES BENZ	SPRINTER CAJA SECA (416,415)	1	-100%		100%	1	0	-100%	0%
MERCURY	MILAN		100%	2	-100%	2	0	-100%	0%
MERCURY	MONTEGO	1	-100%		100%	1	0	-100%	0%
MITSUBISHI	ASX	2	-100%	1	-100%	3	0	-100%	0%
MITSUBISHI	SPACESTAR		100%	1	-100%	1	0	-100%	0%
MV AGUSTA	1001-2000		100%	1	-100%	1	0	-100%	0%
NISSAN	240SX		100%	1	-100%	1	0	-100%	0%
NISSAN	APRIO	2	-100%	7	-100%	9	0	-100%	0%
NISSAN	ARMADA	1	-100%		100%	1	0	-100%	0%
NISSAN	ICHI VAN PASAJEROS	1	-100%		100%	1	0	-100%	0%
NISSAN	NV 2500	1	-100%	2	-100%	3	0	-100%	0%
OTRA	OTROS	4	-100%	29	-100%	33	0	-100%	0%
PEUGEOT	5008	1	-100%		100%	1	0	-100%	0%
PEUGEOT	508	1	-100%		100%	1	0	-100%	0%
PIAGGIO	PICK-UP		100%	1	-100%	1	0	-100%	0%
POLUX OLINK	111 250	1	-100%		100%	1	0	-100%	0%
PORSCHE	CAYMAN	1	-100%		100%	1	0	-100%	0%
SCANIA	AUTOBUS URBANO		100%		100%	1	0	-100%	0%
SEAT	FREETRACK	1	-100%		100%	1	0	-100%	0%
SEMIREMOLQUES	CAJA GANADERA	1	-100%	1	-100%	2	0	-100%	0%
SEMIREMOLQUES	JAULA GANADERA RETRACTIL		100%	2	-100%	2	0	-100%	0%
SPARTAK	S1000	1	-100%	1	-100%	2	0	-100%	0%
STERLING	4 X 2 TANQUE		100%	1	-100%	1	0	-100%	0%
SUBARU	LEGACY	1	-100%		100%	1	0	-100%	0%
SUNDIRO	111-250	1	-100%		100%	1	0	-100%	0%
TOYOTA	COROLLA HIBRIDO	1	-100%		100%	1	0	-100%	0%
TOYOTA	LAND CRUISER	3	-100%		100%	3	0	-100%	0%
TOYOTA	RAV4 HIBRIDO	1	-100%		100%	1	0	-100%	0%
TOYOTA	SUPRA	2	-100%		100%	2	0	-100%	0%

TURISTAS	CAMIONES	2		-100%	1		-100%	3	0	-100%	0%
VOLKSWAGEN	4 X 2 PLATAFORMA	1		-100%			100%	1	0	-100%	0%
VOLKSWAGEN	CC	1		-100%			100%	1	0	-100%	0%
VOLKSWAGEN	CRAFTER MICROBUS			100%	1		-100%	1	0	-100%	0%
VOLKSWAGEN	EOS	1		-100%			100%	1	0	-100%	0%
VOLKSWAGEN	POINTER STATION WAGON	1		-100%	1		-100%	2	0	-100%	0%
VOLVO	4 X 2 CAJA SECA	2		-100%			100%	2	0	-100%	0%
VOLVO	S90	1		-100%			100%	1	0	-100%	0%
VOLVO	V40	3		-100%			100%	3	0	-100%	0%
ZACUA	M2			100%	1		-100%	1	0	-100%	0%
ZANETTI	111-250			100%	1		-100%	1	0	-100%	0%
TOTAL GENERAL		22057	17776	-19%	13761	12129	-12%	35818	29905	-17%	100%

PORCENTAJE DE PARTICIPACIÓN POR TIPO DE ROBO Y POR AÑO.

**62%** **59%** **38%** **41%**



VEHÍCULOS ROBADOS AL SECTOR ASEGURADOR **POR MUNICIPIO, A NIVEL NACIONAL**, DURANTE EL PERIODO 01/01/2021 AL 30/06/2021 Y SU COMPORTAMIENTO DURANTE 2017, 2018, 2019 Y 2020 EN EL MISMO PERIODO, **ORDENADO POR LOS MUNICIPIOS CON MÁS ROBOS DURANTE 2021.**



ENTIDAD FEDERATIVA	MUNICIPIO	lugar en 2017	lugar en 2018	lugar en 2019	lugar en 2020	lugar en 2021	TOTAL NACIONAL					
							2017	2018	2019	2020	2021	% DE INCR. EN 2021
JALISCO	GUADALAJARA	2	2	1	1	1	2964	3087	3220	2722	2431	-11%
MEXICO	ECATEPEC DE MORELOS	1	1	2	2	2	3077	3481	2863	2317	2031	-12%
JALISCO	ZAPOPAN	5	7	5	3	3	1359	1055	1154	989	955	-3%
MEXICO	NAUCALPAN DE JUAREZ	6	6	8	8	4	1304	1069	852	694	862	24%
MEXICO	TLALNEPANTLA DE BAZ	4	3	3	5	5	1400	1524	1210	927	857	-8%
SINALOA	CULIACAN	3	5	6	7	6	1513	1158	1057	847	726	-14%
PUEBLA	PUEBLA	10	4	4	4	7	772	1304	1185	971	599	-38%
MEXICO	CUAUTITLAN IZCALLI	13	13	10	14	8	541	546	684	489	536	10%
MEXICO	TULTITLAN	22	14	17	11	9	413	520	520	530	500	-6%
MEXICO	TOLUCA	14	18	22	17	10	524	465	473	419	456	9%
BAJA CALIFORNIA	TJUANA	12	12	14	10	11	581	581	616	567	454	-20%
QUERETARO	QUERETARO	19	15	20	15	12	428	512	492	461	452	-2%
CIUDAD DE MÉXICO	GUSTAVO A. MADERO	9	10	11	12	13	788	713	667	497	423	-15%
CIUDAD DE MÉXICO	IZTAPALAPA	8	8	9	9	14	804	861	778	628	422	-33%
JALISCO	TLAQUEPAQUE	20	21	18	19	15	424	426	506	395	417	6%
MEXICO	CUAUTITLAN	34	20	16	16	16	308	438	569	458	370	-19%
SAN LUIS POTOSI	SAN LUIS POTOSI	52	40	29	25	17	201	299	369	357	332	-7%
MORELOS	CUERNAVACA	33	38	28	20	18	311	305	370	384	321	-16%
MEXICO	NEZAHUALCOYOTL	7	11	12	13	19	823	710	657	491	320	-35%
NUEVO LEON	MONTERREY	18	26	24	26	20	435	381	391	355	303	-15%
AGUASCALIENTES	AGUASCALIENTES	50	53	45	45	21	206	224	243	213	294	38%
MEXICO	COACALCO DE BERRIOZABAL	28	32	26	22	22	347	345	378	370	273	-26%
MEXICO	TECAMAC	15	16	19	23	23	485	503	499	368	272	-26%
MEXICO	ATIZAPAN DE ZARAGOZA	48	42	38	36	24	225	269	291	259	268	3%
JALISCO	TONALA	47	48	15	27	25	232	242	573	354	261	-26%
MICHOACAN	URUAPAN	44	39	30	28	26	247	301	358	353	260	-26%
MICHOACAN	MORELIA	21	29	36	41	27	417	370	303	225	249	11%
CIUDAD DE MÉXICO	BENITO JUAREZ	17	17	21	21	28	452	495	481	375	242	-35%
VERACRUZ	VERACRUZ	23	22	27	31	29	410	415	373	307	232	-24%
GUANAJUATO	CELAYA	38	19	7	6	30	296	457	892	894	230	-74%
MEXICO	CHALCO	39	28	48	34	31	289	380	237	276	228	-17%
GUANAJUATO	LEON	40	23	31	18	32	288	403	351	400	227	-43%
MEXICO	CHIMALHUACAN	42	35	40	24	33	257	321	276	358	227	-37%
CIUDAD DE MÉXICO	CUAUHTEMOC	24	33	25	32	34	378	336	385	291	216	-26%
CIUDAD DE MÉXICO	COYOACAN	27	31	23	29	35	354	362	418	348	196	-44%
JALISCO	TLAJOMULCO DE ZUDIGA	41	44	35	39	36	272	264	306	250	193	-23%
CIUDAD DE MÉXICO	TLALPAN	31	30	33	30	37	321	366	334	313	190	-39%
CIUDAD DE MÉXICO	AZCAPOTZALCO	25	27	32	35	38	362	380	351	281	190	-27%
CHIHUAHUA	CHIHUAHUA	35	36	52	37	39	303	311	206	256	187	-27%
QUINTANA ROO	BENITO JUAREZ	70	64	49	43	40	120	165	228	222	185	-17%
CHIHUAHUA	JUAREZ	45	49	42	40	41	242	239	263	236	178	-25%
GUANAJUATO	SALAMANCA	76	46	67	42	42	100	249	143	223	172	-23%
CIUDAD DE MÉXICO	ALVARO OBREGON	29	34	39	44	43	334	328	289	217	158	-27%
MEXICO	ZUMPANGO	66	69	71	62	44	158	154	131	123	148	20%
GUANAJUATO	IRAPUATO	56	43	53	63	45	186	268	201	121	147	21%
MEXICO	ATIZAPAN	54	54	46	50	46	191	211	242	159	143	-10%
TABASCO	CENTRO	11	9	13	38	47	714	782	639	254	142	-44%
NUEVO LEON	APODACA	69	61	56	47	48	128	177	169	183	140	-23%
BAJA CALIFORNIA	MEXICALI	36	57	59	54	49	299	196	161	150	139	-7%
GUERRERO	ACAPULCO DE JUAREZ	16	25	34	49	50	477	391	306	170	136	-20%
TAMAULIPAS	REYNOSA	37	24	47	59	51	298	394	239	135	135	0%
MEXICO	PAZ LA	53	45	41	33	52	192	254	270	291	131	-55%
MEXICO	NICOLAS ROMERO	88	79	57	57	53	84	108	168	138	129	-7%
VERACRUZ	COATZACOALCOS	26	52	69	56	54	359	225	135	139	128	-8%
CIUDAD DE MÉXICO	IZTACALCO	43	56	51	52	55	255	203	208	153	127	-17%
CIUDAD DE MÉXICO	MIGUEL HIDALGO	32	37	37	48	56	318	307	291	174	122	-30%
CIUDAD DE MÉXICO	XOCHIMILCO	75	74	62	55	57	101	136	155	149	122	-18%
CIUDAD DE MÉXICO	VENUSTIANO CARRANZA	46	50	43	46	58	239	237	249	200	121	-40%
MEXICO	IXTAPALUCA	49	60	55	53	59	216	188	176	152	116	-24%
SINALOA	MAZATLAN	62	73	73	65	60	167	136	122	117	116	-1%
NUEVO LEON	GUADALUPE	57	68	60	60	61	182	155	161	129	110	-15%
SONORA	HERMOSILLO	30	47	65	67	62	323	246	151	115	106	-8%
PUEBLA	SAN MARTIN TEXMELUCAN	145	78	77	76	63	38	116	107	89	104	17%
MORELOS	JIUTEPEC	87	87	84	78	64	86	94	97	84	102	21%
MEXICO	TULTEPEC	97	99	78	58	65	69	80	106	137	99	-28%
MEXICO	TEXCOCO	61	59	68	70	66	171	192	138	108	99	-8%
VERACRUZ	CORDOBA	60	66	54	66	67	174	160	188	116	98	-16%
CIUDAD DE MÉXICO	TLAHUAC	80	81	85	75	68	93	107	96	91	96	5%
HIDALGO	PACHUCA DE SOTO	58	71	61	64	69	178	149	157	117	93	-21%
NUEVO LEON	SAN NICOLAS DE LOS GARZA	63	72	66	61	70	164	148	151	125	89	-29%
MICHOACAN	ZAMORA	84	107	110	72	71	88	69	67	93	89	-4%
VERACRUZ	XALAPA	59	65	64	68	72	177	162	153	114	88	-23%
MEXICO	METEPEC	86	91	102	100	73	86	90	73	62	88	42%
MEXICO	VALLE DE CHALCO SOLIDARIDAD	98	82	82	108	74	69	106	99	54	87	61%

MICHOACAN	LAZARO CARDENAS	64	77	91	88	75	161	131	86	73	82	12%
CHIAPAS	TUXTLA GUTIERREZ	67	63	72	74	76	147	171	128	91	80	-12%
CIUDAD DE MÉXICO	MAGDALENA CONTRERAS LA	109	130	94	86	77	56	54	80	75	79	5%
QUINTANA ROO	SOLIDARIDAD	156	153	123	112	78	32	39	55	52	79	52%
QUERETARO	SAN JUAN DEL RIO	108	85	79	90	79	57	98	104	72	77	7%
TABASCO	VILLAHERMOSA			242	69	80			15	109	75	-31%
GUANAJUATO	SILAO	150	103	107	80	81	34	75	70	83	74	-11%
COAHUILA	TORREON	85	70	70	71	82	87	150	135	96	69	-28%
DURANGO	DURANGO	112	121	151	130	83	54	58	34	43	69	60%
OAXACA	OAXACA DE JUAREZ	73	88	83	77	84	110	93	98	85	66	-22%
JALISCO	SALTO EL	105	120	92	105	85	61	58	86	56	64	14%
MEXICO	HUEHUETOCA	126	115	101	106	86	47	62	74	56	64	14%
GUANAJUATO	VILLAGRAN	331	338	183	110	87	8	9	25	54	63	17%
JALISCO	PUERTO VALLARTA	125	102	105	113	88	48	75	71	51	63	24%
HIDALGO	TIZAYUCA	110	113	148	120	89	56	62	35	49	61	24%
PUEBLA	TECAMACHALCO	114	58	44	73	90	53	193	248	91	58	-36%
MEXICO	ACOLMAN	79	90	95	85	91	94	90	79	80	56	-30%
QUERRERO	CHILPANCINGO DE LOS BRAVO	68	67	75	101	92	130	160	110	57	56	-2%
VERACRUZ	BOCA DEL RIO	94	101	106	107	93	75	76	70	55	55	0%
MEXICO	TEPOTZOTLAN	130	127	87	79	94	45	55	94	84	54	-36%
MICHOACAN	APATZINGAN	72	51	74	81	95	114	228	116	82	54	-34%
HIDALGO	TULA DE ALLENDE	101	92	98	99	96	63	89	75	62	51	-18%
SONORA	CAJEME	99	111	76	89	97	67	63	109	72	50	-31%
BAJA CALIFORNIA	ENSENADA	95	110	88	91	98	72	66	91	72	50	-31%
NUEVO LEON	GENERAL ESCOBEDO	96	95	99	102	99	72	84	75	57	50	-12%
TLAXCALA	TLAXCALA	91	86	81	114	100	78	97	101	50	50	0%
GUANAJUATO	APASEO EL GRANDE	180	149	140	93	101	26	40	40	88	49	-28%
GUANAJUATO	CORTAZAR	210	173	125	83	102	19	31	53	81	48	-41%
MEXICO	CHICLOAPAN	106	93	97	109	103	60	88	78	54	48	-11%
DESCONOCIDO	DESCONOCIDO	200	493	450	366	104	20	4	5	6	48	700%
PUEBLA	TEHUACAN	51	41	50	98	105	202	277	227	62	47	-24%
QUERETARO	MARQUES EL	141	104	100	137	106	39	74	74	37	47	27%
MEXICO	LERMA	135	156	144	156	107	42	37	38	29	47	62%
COAHUILA	SALTILLO	93	105	112	82	108	76	73	66	82	46	-44%
MEXICO	NEXTLALPAN	175	174	297	166	109	27	30	10	26	45	73%
MEXICO	DESCONOCIDO	100	207	323	339	110	64	20	8	7	45	543%
YUCATAN	MERIDA	92	80	96	92	111	78	108	78	70	44	-37%
CIUDAD DE MÉXICO	CUAJIMALPA DE MORELOS	133	128	121	124	112	42	55	55	45	44	-2%
NUEVO LEON	GARCIA	195	184	138	151	113	21	25	41	30	44	47%
MEXICO	HUIXQUILUCAN	113	140	134	87	114	54	45	44	75	43	-43%
QUERETARO	CORREGIDORA	162	138	131	122	115	30	46	48	46	41	-11%
TABASCO	CARDENAS	55	55	63	51	116	188	209	153	155	39	-75%
GUANAJUATO	GUANAJUATO	166	136	142	97	117	29	49	39	63	39	-38%
PUEBLA	CUAUTLACINGO	153	116	90	118	118	34	62	88	49	39	-20%
NUEVO LEON	SANTA CATARINA	116	143	139	128	119	52	44	40	44	38	-14%
NAYARIT	TEPIC	148	133	133	145	120	35	50	45	34	38	12%
MEXICO	TEOLOYUCAN	117	144	130	147	121	51	42	49	32	38	19%
GUANAJUATO	SAN MIGUEL DE ALLENDE	217	180	164	171	122	18	26	31	24	38	58%
SAN LUIS POTOSI	SOLEDAD DE GRACIANO SANCHEZ	291	158	119	96	123	11	37	56	63	37	-41%
COLIMA	MANZANILLO	119	190	124	131	124	50	23	55	42	37	-12%
JALISCO	LAGOS DE MORENO	151	165	145	84	125	34	34	38	81	35	-57%
PUEBLA	SAN PEDRO CHOLULA	168	159	114	136	126	29	36	60	38	35	-8%
VERACRUZ	POZA RICA DE HIDALGO	71	98	111	141	127	120	80	66	36	35	-3%
MORELOS	CUAUTLA	120	119	120	104	128	50	60	55	57	34	-40%
JALISCO	TEPATITLAN DE MORELOS	134	168	137	119	129	42	32	41	49	34	-31%
VERACRUZ	ACAYUCAN	177	141	93	132	130	27	45	84	41	34	-17%
VERACRUZ	ORIZABA	78	84	115	142	131	95	99	59	35	34	-3%
TAMAULIPAS	TAMPICO	74	118	127	144	132	103	60	50	34	33	-3%
COLIMA	COLIMA	136	188	179	149	133	41	24	25	31	33	6%
PUEBLA	SAN ANDRES CHOLLULA	131	108	89	115	134	45	68	89	50	32	-36%
ZACATECAS	ZACATECAS	155	147	188	161	135	34	40	23	27	32	19%
TAMAULIPAS	NUEVO LAREDO	115	164	160	126	136	53	34	32	45	31	-31%
VERACRUZ	TIERRA BLANCA	221	167	169	173	137	18	34	29	24	31	29%
PUEBLA	AMOZOC	172	97	108	111	138	28	81	68	52	30	-42%
NUEVO LEON	CADEREYTA JIMENEZ	121	135	136	139	139	49	49	41	37	30	-19%
VERACRUZ	COSAMALOAPAN DE CARPIO	604	244	281	334	140	3	17	11	7	30	329%
SINALOA	AHOME	128	96	104	103	141	46	81	71	57	29	-49%
QUERRERO	ZIHUATANEJO DE AZUETA	89	94	116	143	142	81	85	59	34	29	-15%
MORELOS	XOCHITEPEC	267	257	259	196	143	13	15	13	19	29	53%
MEXICO	ZINACANTEPEC	252	234	197	201	144	14	17	21	18	29	61%
ZACATECAS	FRESNILLO	222	391	338	282	145	18	6	8	10	29	190%
TABASCO	COMALCALCO	77	62	103	95	146	97	176	71	67	28	-58%
HIDALGO	TULANCINGO DE BRAVO	111	114	113	116	147	56	62	61	50	28	-44%
MORELOS	TEMIXCO	189	195	177	127	148	22	23	26	45	28	-38%
DURANGO	GOMEZ PALACIO	104	125	128	129	149	61	55	50	43	28	-35%
MORELOS	EMILIANO ZAPATA	244	211	205	168	150	15	20	19	25	28	12%
SONORA	NOGALES	174	222	155	191	151	28	18	34	19	28	47%
VERACRUZ	MINATITLAN	65	75	86	94	152	159	135	94	67	27	-60%
PUEBLA	ATLIXCO	190	139	167	152	153	22	46	29	30	27	-10%
TLAXCALA	APIZACO	90	100	109	154	154	78	79	68	29	27	-7%
GUANAJUATO	APASEO EL ALTO	381	322	232	134	155	6	10	16	40	26	-35%
GUANAJUATO	SANTA CRUZ DE JUVENTINO ROSAS	413	451	274	153	156	5	5	12	30	26	-13%
GUANAJUATO	SAN LUIS DE LA PAZ	284	269	282	279	157	11	14	11	10	26	160%
GUANAJUATO	SALVATIERRA	464	365	216	133	158	4	8	18	40	25	-38%



TABASCO	NACAJUCA	182	142	159	184	159	25	45	32	20	25	25%
JALISCO	ZAPOTLANEJO	250	267	181	217	160	14	14	25	16	25	56%
TABASCO	CUNDUACAN	83	83	135	148	161	89	101	42	31	24	-23%
TABASCO	HUIMANGUILLO	122	122	126	121	162	49	57	52	46	23	-50%
NUEVO LEON	JUAREZ	143	175	147	123	163	38	28	36	46	23	-50%
JALISCO	OCOTLAN	234	210	256	181	164	16	20	13	22	23	5%
PUEBLA	ESPERANZA	144	89	117	138	165	38	92	58	37	22	-41%
PUEBLA	CORONANGO	204	150	132	155	166	20	40	46	29	22	-24%
TLAXCALA	CALPULALPAN	81	109	80	183	167	93	67	102	20	22	10%
MICHOACAN	MUGICA	187	157	255	239	168	22	37	13	14	22	57%
MEXICO	TEOTIHUACAN	212	185	161	164	169	19	25	32	26	21	-19%
BAJA CALIFORNIA	PLAYAS DE ROSARITO	179	194	211	208	170	26	23	18	17	21	24%
MEXICO	JILOTEPEC	129	152	193	146	171	45	39	22	34	20	-41%
GUERRERO	IGUALA DE LA INDEPENDENCIA	132	123	158	178	172	43	57	32	22	20	-9%
CAMPECHE	CAMPECHE	165	193	220	186	173	29	23	17	20	20	0%
MICHOACAN	JACONA	300	335	331	189	174	10	9	8	20	20	0%
TAMAULIPAS	MATAMOROS	220	145	174	193	175	18	42	26	19	20	5%
MORELOS	YAUTEPEC	235	246	223	210	176	16	16	17	17	20	18%
MEXICO	AMECAMECA	201	162	201	261	177	20	35	19	11	20	82%
BAJA CALIFORNIA SUR	PAZ LA	209	205	198	174	178	19	21	20	24	19	-21%
CHIAPAS	SAN CRISTOBAL DE LAS CASAS	259	236	221	275	179	13	17	17	10	19	90%
JALISCO	TALA	299	353	386	298	180	10	8	6	9	19	111%
ZACATECAS	CONCEPCION DEL ORO				1042	181				1	19	1800%
MEXICO	JALTENCO	194	245	246	264	182	21	16	14	11	18	64%
PUEBLA	ACATZINGO	277	132	122	353	183	12	51	55	6	18	200%
QUINTANA ROO	TULUM	714	589	296	432	184	2	3	11	4	18	350%
VERACRUZ	COSOLEACAQUE	103	112	157	135	185	62	62	32	39	17	-56%
PUEBLA	TEPEACA	107	76	58	157	186	57	135	163	28	17	-39%
SINALOA	GUASAVE	163	192	170	192	187	30	23	29	19	17	-11%
GUANAJUATO	SAN JOSE ITURBIDE	531	227	231	194	188	3	18	16	19	17	-11%
VERACRUZ	FORTIN	149	161	189	200	189	35	35	23	18	17	-6%
MEXICO	TEZOYUCA	160	189	150	224	190	31	24	35	15	17	13%
JALISCO	ARANDAS	219	297	200	234	191	18	11	20	14	17	21%
CIUDAD DE MEXICO	MILPA ALTA	216	296	302	357	192	18	11	10	6	17	183%
SAN LUIS POTOSI	MATEHUALA	206	255	258	429	193	20	15	13	4	17	325%
TABASCO	MACUSPANA	118	126	218	159	194	51	55	17	28	16	-43%
NAYARIT	BAHIA DE BANDERAS	317	187	219	162	195	9	25	17	27	16	-41%
MICHOACAN	PIEDAD LA	139	154	175	167	196	39	38	26	25	16	-36%
NUEVO LEON	PESQUERIA	344	289	283	188	197	8	12	11	20	16	-20%
VERACRUZ	TUXPAN	186	204	204	227	198	24	21	19	15	16	7%
HIDALGO	MINERAL DE LA REFORMA	181	198	190	233	199	26	22	23	14	16	14%
COAHUILA	RAMOS ARIZPE	460	325	383	242	200	4	10	6	14	16	14%
MEXICO	SAN MATEO ATENCO	202	223	245	251	201	20	18	14	12	16	33%
CHIHUAHUA	CUAUHTEMOC	352	361	387	299	202	7	8	6	9	16	78%
GUANAJUATO	JARAL DEL PROGRESO	790	370	289	491	203	1	8	11	3	16	433%
JALISCO	IXTLAHUACAN DE LOS MEMBRILLOS	335	288	472	510	204	8	12	4	3	16	433%
SINALOA	ROSARIO	502	310	540	611	205	4	11	3	2	16	700%
MEXICO	ATLACOMULCO	224	171	202	150	206	17	32	19	31	15	-52%
JALISCO	SAN JUAN DE LOS LAGOS	159	213	269	169	207	31	19	12	25	15	-40%
HIDALGO	TEPEJI DEL RIO DE OCAMPO	233	216	143	170	208	16	19	39	24	15	-38%
TABASCO	PARAISO	169	117	166	172	209	29	62	29	24	15	-38%
VERACRUZ	COTAXTLA	324	249	378	362	210	9	16	6	6	15	150%
MEXICO	TLALMANALCO	265	300	284	490	211	13	11	11	3	15	400%
CAMPECHE	CARMEN	142	155	168	175	212	38	38	29	23	14	-39%
GUANAJUATO	ACAMBARO	411	506	342	204	213	5	4	8	18	14	-22%
MICHOACAN	PATZCUARO	188	176	244	212	214	22	28	14	17	14	-18%
GUANAJUATO	SAN FRANCISCO DEL RINCON	295	260	248	238	215	10	15	14	14	14	0%
GUANAJUATO	DOLORES HIDALGO	412	405	439	302	216	5	6	5	9	14	56%
NUEVO LEON	MONTEMORELOS	370	342	286	311	217	7	9	11	8	14	75%
VERACRUZ	CUITLAHUAC	208	199	233	381	218	20	22	15	5	14	180%
SINALOA	ANGOSTURA	374	321	317	436	219	7	10	9	4	14	250%
MEXICO	MELCHOR OCAMPO	276	237	195	158	220	12	17	22	28	13	-54%
JALISCO	ENCARNACION DE DIAZ	477	457	292	177	221	4	5	11	23	13	-43%
NUEVO LEON	SAN PEDRO GARZA GARCIA	245	131	192	179	222	15	52	22	22	13	-41%
MORELOS	HUITZILAC	266	285	250	195	223	13	12	14	19	13	-32%
VERACRUZ	RIO BLANCO	178	263	239	202	224	27	14	15	18	13	-28%
CHIAPAS	PALENQUE	239	225	235	221	225	15	18	15	16	13	-19%
SONORA	GUAYMAS	272	286	251	228	226	13	12	14	15	13	-13%
TAMAULIPAS	RIO BRAVO	207	160	243	250	227	20	36	14	12	13	8%
COLIMA	VILLA DE ALVAREZ	231	314	263	292	228	16	10	13	9	13	44%
MICHOACAN	TANGANCICUARO	390	323	431	344	229	6	10	5	7	13	86%
HIDALGO	TEPEAPULCO	218	224	178	380	230	18	18	26	5	13	160%
TLAXCALA	CHIAUTEMPAN	306	178	277	382	231	10	28	11	5	13	160%
NUEVO LEON	ALLENDE	213	200	154	140	232	19	22	34	37	12	-68%
GUANAJUATO	VALLE DE SANTIAGO	285	219	162	185	233	11	19	32	20	12	-40%
VERACRUZ	MEDELLIN	249	266	260	187	234	15	14	13	20	12	-40%
MEXICO	OTUMBA	251	247	156	198	235	14	16	33	18	12	-33%
VERACRUZ	PEROTE	146	179	176	205	236	38	26	26	17	12	-29%
BAJA CALIFORNIA	TECATE	230	209	234	211	237	16	20	15	17	12	-29%
CHIAPAS	REFORMA	170	230	186	232	238	28	17	24	14	12	-14%
VERACRUZ	COATEPEC	323	277	424	269	239	9	13	5	11	12	9%
COLIMA	TECOMAN	330	501	369	394	240	8	4	7	5	12	140%
SINALOA	SALVADOR ALVARADO	173	231	213	426	241	28	17	18	4	12	200%
COAHUILA	PIEDRAS NEGRAS	329	437	397	503	242	8	5	6	3	12	300%

VERACRUZ	IXTACZOQUITLAN	402	240	222	209	243	6	17	17	17	11	-35%
PUEBLA	IZUCAR DE MATAMOROS	246	212	212	219	244	15	20	18	16	11	-31%
PUEBLA	PALMAR DE BRAVO	278	134	149	223	245	12	50	35	15	11	-27%
NUEVO LEON	CIENEGA DE FLORES	318	337	763	259	246	9	9	1	12	11	-8%
MEXICO	ALMOLOYA DE JUAREZ	314	375	358	296	247	9	7	7	9	11	22%
PUEBLA	CHIGNAHUAPAN	435	262	171	309	248	5	15	29	8	11	38%
SONORA	SAN LUIS RIO COLORADO	321	397	319	338	249	9	6	9	7	11	57%
MICHOACAN	HIDALGO	563	655	587	348	250	3	2	3	7	11	57%
MEXICO	TIANGUISTENCO	286	395	359	391	251	11	6	7	5	11	120%
JALISCO	TEQUILA	420	406	339	438	252	5	6	8	4	11	175%
MICHOACAN	ZACAPU	254	283	300	492	253	14	12	10	3	11	267%
JALISCO	JOCOTEPEC	479	637	462	601	254	4	2	5	2	11	450%
PUEBLA	HUEJOTZINGO	268	181	141	117	255	13	26	40	50	10	-80%
PUEBLA	HUAUCHINANGO	161	148	153	163	256	30	40	34	26	10	-62%
TAMAULIPAS	VICTORIA	124	191	180	176	257	49	23	25	23	10	-57%
COAHUILA	MONCLOVA	283	248	238	180	258	11	16	15	22	10	-55%
TAMAULIPAS	CIUDAD MADERO	137	169	184	206	259	41	32	24	17	10	-41%
SINALOA	NAVOLATO	82	151	196	207	260	90	39	21	17	10	-41%
CHIHUAHUA	DELICIAS	309	357	288	215	261	9	8	11	17	10	-41%
OAXACA	SANTA CRUZ XOXOCOTLAN	394	306	382	230	262	6	11	6	15	10	-33%
MICHOACAN	ZITACUARO	341	360	215	236	263	8	8	18	14	10	-29%
VERACRUZ	EMILIANO ZAPATA	154	229	236	237	264	34	17	15	14	10	-29%
JALISCO	BARCA LA	262	284	426	283	265	13	12	5	10	10	0%
PUEBLA	CHALCHICOMULA DE SESMA	140	106	146	288	266	39	72	36	9	10	11%
HIDALGO	ATTITALAQUIA	275	301	261	291	267	12	11	13	9	10	11%
GUANAJUATO	PENJAMO	240	163	265	331	268	15	35	12	7	10	43%
MICHOACAN	CHILCHOTA	864	598	663	414	269	1	3	2	5	10	100%
SAN LUIS POTOSI	VILLA DE ARRIAGA	958	535	774	418	270	1	4	1	5	10	100%
AGUASCALIENTES	JESUS MARIA	258	186	312	434	271	13	25	9	4	10	150%
SAN LUIS POTOSI	CIUDAD VALLES	305	356	434	451	272	10	8	5	4	10	150%
SAN LUIS POTOSI	CARDENAS	256	235	762	816	273	14	17	1	1	10	900%
TAMAULIPAS	ALTAMIRA	123	146	152	125	274	49	40	34	45	9	-80%
NUEVO LEON	SANTIAGO	225	233	270	165	275	17	17	12	26	9	-65%
QUINTANA ROO	OTHON P. BLANCO	271	268	271	214	276	13	14	12	17	9	-47%
MEXICO	COYOTEPEC	264	373	217	220	277	13	7	18	16	9	-44%
MICHOACAN	ZINAPECUARO	428	454	309	222	278	5	5	10	16	9	-44%
GUANAJUATO	YURIRIA	627	670	344	229	279	2	2	8	15	9	-40%
GUANAJUATO	TARIMORO	625	518	370	256	280	2	4	7	12	9	-25%
PUEBLA	ZACATLAN	303	319	214	262	281	10	10	18	11	9	-18%
BAJA CALIFORNIA SUR	CABOS LOS	192	294	252	265	282	21	11	14	11	9	-18%
MEXICO	APAXCO	361	362	354	268	283	7	8	7	11	9	-18%
VERACRUZ	TEMAPACHE	378	401	482	285	284	7	6	4	10	9	-10%
MEXICO	ATENCO	263	196	203	289	285	13	23	19	9	9	0%
HIDALGO	APAN	415	307	429	301	286	5	11	5	9	9	0%
QUERETARO	PEDRO ESCOBEDO	270	258	247	330	287	13	15	14	7	9	29%
PUEBLA	QUECHOLAC	302	287	165	425	288	10	12	31	4	9	125%
CIUDAD DE MÉXICO	DESCONOCIDO	171	197	229	428	289	28	22	16	4	9	125%
VERACRUZ	ALVARADO	602	580	573	463	290	3	3	3	4	9	125%
TABASCO	TEAPA	399	403	390	591	291	6	6	6	2	9	350%
COAHUILA	PARRAS		735		694	292		2		2	9	350%
CHIAPAS	TAPACHULA	183	124	163	199	293	24	57	31	18	8	-56%
MORELOS	JOJUTLA	315	358	318	241	294	9	8	9	14	8	-43%
OAXACA	JUCHITAN DE ZARAGOZA	102	129	254	246	295	62	54	13	13	8	-38%
VERACRUZ	PAPANTLA	164	183	278	266	296	30	25	11	11	8	-27%
MICHOACAN	TARIMBARO	253	333	285	280	297	14	9	11	10	8	-20%
MEXICO	IXTLAHUACA	242	299	314	313	298	15	11	9	8	8	0%
MORELOS	TEPOZTLAN	316	547	655	349	299	9	3	2	7	8	14%
CHIHUAHUA	HIDALGO DEL PARRAL	380	444	320	358	300	6	5	9	6	8	33%
JALISCO	ARENAL EL	545	420	364	393	301	3	6	7	5	8	60%
MEXICO	VILLA GUERRERO		540	371	395	302		4	7	5	8	60%
MEXICO	TEMASCALAPA	364	341	306	433	303	7	9	10	4	8	100%
MEXICO	JUCHITEPEC	852	702	810	660	304	1	2	1	2	8	300%
OAXACA	SAN JUAN BAUTISTA TUXTEPEC	167	253	172	160	305	29	15	28	27	7	-74%
HIDALGO	ATOTONILCO DE TULA	261	318	208	182	306	13	10	19	21	7	-67%
VERACRUZ	AMATLAN DE LOS REYES	147	228	185	218	307	37	17	24	16	7	-56%
MEXICO	VALLE DE BRAVO	483	309	182	225	308	4	11	25	15	7	-53%
BAJA CALIFORNIA SUR	LOS CABOS	193	232	325	247	309	21	17	8	13	7	-46%
SONORA	NAVOJOA	247	217	279	252	310	15	19	11	12	7	-42%
SINALOA	ELOTA	214	281	299	267	311	19	12	10	11	7	-36%
GUANAJUATO	ABASOLO	356	239	191	273	312	7	17	23	10	7	-30%
ZACATECAS	GUADALUPE	351	226	207	274	313	8	18	19	10	7	-30%
CHIAPAS	OCOZOCOAUTLA DE ESPINOSA	616	425	396	300	314	2	6	6	9	7	-22%
JALISCO	ZAPOTLAN EL GRANDE	360	261	349	315	315	7	15	7	8	7	-13%
MEXICO	OCOYOACAC	387	445	366	318	316	6	5	7	8	7	-13%
TABASCO	EMILIANO ZAPATA	506	418	442	320	317	4	6	5	8	7	-13%
GUERRERO	COYUCA DE CATALAN	311	436	549	323	318	9	5	3	8	7	-13%
QUINTANA ROO	COZUMEL	304	355	209	327	319	10	8	19	7	7	0%
JALISCO	CHAPALA	359	251	257	354	320	7	16	13	6	7	17%
MICHOACAN	GABRIEL ZAMORA	366	503	294	383	321	7	4	11	5	7	40%
MICHOACAN	SAHUAYO	203	214	324	388	322	20	19	8	5	7	40%
VERACRUZ	SAYULA DE ALEMAN	453	241	118	424	323	5	17	58	4	7	75%
JALISCO	ACATLAN DE JUAREZ	298	496	227	427	324	10	4	17	4	7	75%
OAXACA	SANTA LUCIA DEL CAMINO	490	417	393	443	325	4	6	6	4	7	75%
MICHOACAN	MARAVATIO	872	293	427	448	326	1	12	5	4	7	75%

HIDALGO	IXMIQUILPAN	817	330	264	489	327	1	10	13	3	7	133%
HIDALGO	HUICHAPAN	538	291	301	581	328	3	12	10	2	7	250%
SINALOA	MOCORITO	443	279	381	587	329	5	13	6	2	7	250%
QUERETARO	CADEREYTA DE MONTES	713	526	455	600	330	2	4	5	2	7	250%
MORELOS	TLALTIZAPAN	487	639	793	653	331	4	2	1	2	7	250%
VERACRUZ	ALTO LUCERO DE GUTIERREZ BARRI	985	920		927	332	1	1		1	7	600%
COAHUILA	FRONTERA	779		924		333	1		1		7	100%
MEXICO	TEPETLAXOCTOC	859	429			334	1	6			7	100%
GUERRERO	TAXCO DE ALARCON	471	280	350	190	335	4	13	7	20	6	-70%
TLAXCALA	HUAMANTLA	127	137	129	197	336	47	46	49	18	6	-67%
MEXICO	TEQUIXQUIAC	339	399	438	243	337	8	6	5	14	6	-57%
MEXICO	TONANITLA	665	584	373	248	338	2	3	7	13	6	-54%
MICHOACAN	REYES LOS	367	305	303	253	339	7	11	10	12	6	-50%
GUANAJUATO	SAN FELIPE	530	419	484	258	340	3	6	4	12	6	-50%
NUEVO LEON	SALINAS VICTORIA	345	278	425	270	341	8	13	5	11	6	-45%
VERACRUZ	TRES VALLES	454	563	310	281	342	5	3	10	10	6	-40%
TLAXCALA	SAN PABLO DEL MONTE	511	243	298	294	343	4	17	10	9	6	-33%
MICHOACAN	PARACHO	301	354	475	303	344	10	8	4	9	6	-33%
NUEVO LEON	GENERAL ZUAZUA	574	577	502	306	345	3	3	4	9	6	-33%
JALISCO	ATOTONILCO EL ALTO	418	453	341	340	346	5	5	8	7	6	-14%
CHIAPAS	COMITAN DE DOMINGUEZ	455	324	352	341	347	4	10	7	7	6	-14%
PUEBLA	TOCHTEPEC		541	343	361	348		4	8	6	6	0%
VERACRUZ	VEGA DE ALATORRE	518	466	488	369	349	4	5	4	6	6	0%
MORELOS	PUENTE DE IXTLA	369	553	497	370	350	7	3	4	6	6	0%
SONORA	YECORA		774		379	351		2		6	6	0%
TLAXCALA	IXTACUIXTLA DE MARIANO MATAM	599	514	322	387	352	3	4	9	5	6	20%
TLAXCALA	ZACATELCO	322	398	360	392	353	9	6	7	5	6	20%
MEXICO	SOYANIQUEL PAN DE JUAREZ	663	833	416	399	354	2	1	6	5	6	20%
ZACATECAS	SOMBRERETE	1034		952	419	355	1		1	5	6	20%
MICHOACAN	SALVADOR ESCALANTE	485	458	368	440	356	4	5	7	4	6	50%
GUERRERO	UNION DE ISIDRO MONTES DE OCA	232	298	428	449	357	16	11	5	4	6	50%
VERACRUZ	OLUTA	607	819	465	456	358	3	1	5	4	6	50%
HIDALGO	ACTOPAN	211	350	474	457	359	19	8	4	4	6	50%
OAXACA	SAN BARTOLO COYOTEPEC	432	559	779	474	360	5	3	1	4	6	50%
CHIAPAS	BERRIOZABAL	522		617	538	361	3		3	3	6	100%
MEXICO	AXAPUSCO	657	344	287	580	362	2	9	11	2	6	200%
TLAXCALA	XALOZTOC		332	384	588	363		10	6	2	6	200%
MICHOACAN	CUITZEO	869	533	565	616	364	1	4	3	2	6	200%
JALISCO	JAMAY	478	569	571	768	365	4	3	3	1	6	500%
MICHOACAN	DESCONOCIDO	562	809	689	793	366	3	1	2	1	6	500%
NUEVO LEON	LINARES	343		715	806	367	8		2	1	6	500%
JALISCO	ACATIC	543	649		905	368	3	2		1	6	500%
MICHOACAN	TINGUINDIN	677	835	603		369	2	1	3		6	100%
PUEBLA	ACAJETE	434	206	268	213	370	5	21	12	17	5	-71%
MEXICO	ACULCO		745	595	231	371		2	3	15	5	-67%
VERACRUZ	CHOAPAS LAS	282	218	280	240	372	12	19	11	14	5	-64%
QUERETARO	COLON	440	633	505	244	373	5	2	4	14	5	-64%
VERACRUZ	TIHUATLAN	158	252	326	255	374	32	15	8	12	5	-58%
OAXACA	HUAJUAPAM DE LEON	152	272	240	263	375	34	13	15	11	5	-55%
GUANAJUATO	URIANGATO	626	475	489	271	376	2	5	4	11	5	-55%
QUINTANA ROO	DESCONOCIDO	205	170	276	293	377	20	32	11	9	5	-44%
PUEBLA	TLAHUAPAN	495	462	485	305	378	4	5	4	9	5	-44%
CHIAPAS	CHIAPA DE CORZO	327	359	334	314	379	8	8	8	8	5	-38%
QUERETARO	TEQUISQUIAPAN	397	402	361	316	380	6	6	7	8	5	-38%
GUANAJUATO	MOROLEON		958	419	319	381		1	6	8	5	-38%
GUANAJUATO	COMONFORT		331	353	342	382		10	7	7	5	-29%
CHIAPAS	OCOSINGO	408	449	445	346	383	5	5	5	7	5	-29%
SINALOA	SINALOA	197	295	328	359	384	21	11	8	6	5	-17%
VERACRUZ	AGUA DULCE	248	282	537	372	385	15	12	3	6	5	-17%
MEXICO	SAN MARTIN DE LAS PIRAMIDES	338	304	315	385	386	8	11	9	5	5	0%
SONORA	DESCONOCIDO	185	254	327	389	387	24	15	8	5	5	0%
MEXICO	COCOTITLAN	362	441	551	409	388	7	5	3	5	5	0%
GUERRERO	ATOYAC DE ALVAREZ	310	498	401	445	389	9	4	6	4	5	25%
HIDALGO	SANTIAGO TULANTEPEC DE LUGO G	417	378	435	452	390	5	7	5	4	5	25%
OAXACA	SAN JACINTO AMILPAS	693	841	846	479	391	2	1	1	4	5	25%
VERACRUZ	PANUCO	307	270	379	501	392	10	14	6	3	5	67%
QUERETARO	HUIMILPAN	497	641	583	529	393	4	2	3	3	5	67%
NUEVO LEON	GALEANA	685	588		568	394	2	3		3	5	67%
PUEBLA	SAN SALVADOR HUIXCOLOTLA	706	271	249	579	395	2	14	14	2	5	150%
SONORA	HUATABAMPO	594	817	346	584	396	3	1	8	2	5	150%
ZACATECAS	JEREZ		1112	529	758	397		1	4	1	5	400%
JALISCO	OJUELOS DE JALISCO	833	595	576	769	398	1	3	3	1	5	400%
JALISCO	AHUALULCO DE MERCADO		740	817	830	399		2	1	1	5	400%
MEXICO	JOCOTITLAN	660	345		896	400	2	9		1	5	400%
ZACATECAS	VILLA DE COS		1117		953	401		1		1	5	400%
TLAXCALA	XICOHTZINCO		779	464		402		2	5		5	100%
MEXICO	VILLA VICTORIA	667	585			403	2	3			5	100%
ZACATECAS	MAZAPIL					404					5	100%
TABASCO	JALPA DE MENDEZ	157	166	266	203	405	32	34	12	18	4	-78%
MICHOACAN	BUENAVISTA	288	220	206	235	406	11	19	19	14	4	-71%
VERACRUZ	ANTIGUA LA	229	256	173	245	407	17	15	27	13	4	-69%
VERACRUZ	NOGALES	238	316	304	254	408	16	10	10	12	4	-67%
JALISCO	JALOSTOTITLAN	547	650	412	257	409	3	2	6	12	4	-67%
PUEBLA	TEZIUTLAN	290	334	241	277	410	11	9	15	10	4	-60%

GUERRERO	PUNGARABATO	274	494	492	286	411	12	4	4	10	4	-60%
OAXACA	SALINA CRUZ	236	372	224	290	412	16	7	17	9	4	-56%
MEXICO	POLOTITLAN	556	385	337	295	413	3	7	8	9	4	-56%
MICHOACAN	PURUANDIRO			377	297	414			7	9	4	-56%
SONORA	CABORCA	505	382	478	304	415	4	7	4	9	4	-56%
HIDALGO	ZEMPOALA	358	340	305	312	416	7	9	10	8	4	-50%
VERACRUZ	MARTINEZ DE LA TORRE	403	201	267	332	417	6	22	12	7	4	-43%
PUEBLA	AHUAZOTEPEC	371	320	273	333	418	7	10	12	7	4	-43%
MEXICO	CALIMAYA	551	343	433	345	419	3	9	5	7	4	-43%
COAHUILA	ARTEAGA	353	440	550	347	420	7	5	3	7	4	-43%
MICHOACAN	TUXPAN	679	836	692	350	421	2	1	2	7	4	-43%
ZACATECAS	OJOCALIENTE	1031	927		351	422	1	1		7	4	-43%
SINALOA	ESCUINAPA	196	313	262	355	423	21	10	13	6	4	-33%
SAN LUIS POTOSI	RIOVERDE	500	463	486	368	424	4	5	4	6	4	-33%
TABASCO	CENTLA	279	394	307	384	425	12	6	10	5	4	-20%
JALISCO	PONCITLAN	651	583	405	398	426	2	3	6	5	4	-20%
MICHOACAN	TARETAN	566	327	432	400	427	3	10	5	5	4	-20%
GUERRERO	COYUCA DE BENITEZ	467	794	600	412	428	4	1	3	5	4	-20%
PUEBLA	SAN SALVADOR EL VERDE		371	388	441	429		8	6	4	4	0%
QUERETARO	EZEQUIEL MONTES	587	423	394	444	430	3	6	6	4	4	0%
TLAXCALA	TLAXCO	726	528	402	446	431	2	4	6	4	4	0%
MEXICO	IXTAPAN DE LA SAL	554	311	430	450	432	3	11	5	4	4	0%
MEXICO	MORELOS	555	653	507	459	433	3	2	4	4	4	0%
TLAXCALA	PAPALOTLA DE XICOHTENCATL	447	413	363	498	434	5	6	7	3	4	33%
PUEBLA	TEPANCO DE LOPEZ	583	472	447	507	435	3	5	5	3	4	33%
TLAXCALA	NATIVITAS		390	481	513	436		7	4	3	4	33%
JALISCO	JUANACATLAN	649	477	490	514	437	2	5	4	3	4	33%
MEXICO	TONATICO	666	328	542	523	438	2	10	3	3	4	33%
CHIAPAS	ARRIAGA	407	448	554	525	439	5	5	3	3	4	33%
HIDALGO	EPAZOYUCAN	537	646	584	530	440	3	2	3	3	4	33%
HIDALGO	ZAPOTLAN DE JUAREZ	541	648	585	531	441	3	2	3	3	4	33%
PUEBLA	ACATLAN	255	351	634	541	442	14	8	2	3	4	33%
CHIHUAHUA	CAMARGO	769	863	696	550	443	1	1	2	3	4	33%
VERACRUZ	SAN JUAN EVANGELISTA		1098	899	562	444		1	1	3	4	33%
MICHOACAN	JUQUILPAN	671	346	543	612	445	2	9	3	2	4	100%
MICHOACAN	PUREPERO	876	706	591	619	446	1	2	3	2	4	100%
TLAXCALA	APETATITLAN DE ANTONIO CARVAJA	446	412	637	628	447	5	6	2	2	4	100%
OAXACA	SAN PEDRO MIXTEPEC DISTR. 22	433	508	645	631	448	5	4	2	2	4	100%
PUEBLA	REYES DE JUAREZ LOS	437	509	295	732	449	5	4	11	1	4	300%
GUERRERO	CHILAPA DE ALVAREZ	383	556	404	739	450	6	3	6	1	4	300%
MEXICO	HUEYPOXTLA	659	521	453	743	451	2	4	5	1	4	300%
GUANAJUATO	MANUEL DOBLADO	624	292	538	762	452	2	12	3	1	4	300%
MEXICO	XALATLACO	365	443	640	782	453	7	5	2	1	4	300%
MEXICO	CAPULHUAC	849	882	857	840	454	1	1	1	1	4	300%
MEXICO	TEPETLIXPA	664		912	853	455	2		1	1	4	300%
CHIHUAHUA	SANTA ISABEL			969	872	456			1	1	4	300%
VERACRUZ	NAUTLA	1003	727		912	457	1	2		1	4	300%
JALISCO	COLOTLAN	826			964	458	1			1	4	300%
DURANGO	MAPIMI				994	459				1	4	300%
JALISCO	MAGDALENA	650	674	511		460	2	2	4		4	100%
PUEBLA	TLAXCO	709	846	850		461	2	1	1		4	100%
NUEVO LEON	DOCTOR ARROYO			1010		462			1		4	100%
MORELOS	AXOCHIAPAN		432			463		6			4	100%
MICHOACAN	TOCUMBO	879	707			464	1	2			4	100%
HIDALGO	DESCONOCIDO	536	803			465	3	1			4	100%
JALISCO	VILLA GUERRERO					466					4	100%
QUINTANA ROO	PUERTO MORELOS					467					4	100%
VERACRUZ	CAMERINO Z MENDOZA	237	315	330	216	468	16	10	8	17	3	-82%
TLAXCALA	YAUHQUEMECAN	215	215	194	226	469	19	19	22	15	3	-80%
PUEBLA	LIBRES	227	172	228	249	470	17	32	16	12	3	-75%
QUERETARO	AMEALCO DE BONFIL	396	447	553	272	471	6	5	3	11	3	-73%
OAXACA	SANTO DOMINGO TEHUANTEPEC	319	238	237	276	472	9	17	15	10	3	-70%
PUEBLA	RAFAEL LARA GRAJALES	347	550	568	287	473	8	3	3	10	3	-70%
MEXICO	SAN ANTONIO LA ISLA	854	428	365	317	474	1	6	7	8	3	-63%
JALISCO	AMECA	544	805	523	322	475	3	1	4	8	3	-63%
JALISCO	SAN MIGUEL EL ALTO	652	829	602	324	476	2	1	3	8	3	-63%
TAMAULIPAS	MANTE EL	176	492	226	329	477	27	4	17	7	3	-57%
HIDALGO	SINGUILUCAN	641	426	308	336	478	2	6	10	7	3	-57%
PUEBLA	CHOLULA				352	479				7	3	-57%
PUEBLA	CUAPIXTLA DE MADERO	491	460	275	356	480	4	5	12	6	3	-50%
SONORA	EMPALME	720	850	417	364	481	2	1	6	6	3	-50%
MEXICO	TENANCINGO	424	408	440	365	482	5	6	5	6	3	-50%
MICHOACAN	TANGAMANDAPIO	675	427	548	373	483	2	6	3	6	3	-50%
MEXICO	TEJUPILCO	363	442	552	374	484	7	5	3	6	3	-50%
CHIAPAS	JUAREZ	328	788	598	377	485	8	1	3	6	3	-50%
MEXICO	ACAMBAY	313	276	380	396	486	9	13	6	5	3	-40%
SINALOA	FUERTE EL	442	561	498	404	487	5	3	4	5	3	-40%
TLAXCALA	SANCTORUM DE LAZARO CARDENAS		778	519	406	488		2	4	5	3	-40%
OAXACA	MATIAS ROMERO	346	376	544	408	489	8	7	3	5	3	-40%
MORELOS	ZACATEPEC DE HIDALGO	488	459	555	410	490	4	5	3	5	3	-40%
SONORA	MAGDALENA	398	630	581	411	491	6	2	3	5	3	-40%
GUERRERO	TLAPA DE COMONFORT	296	435	638	413	492	10	5	2	5	3	-40%
CAMPECHE	CHAMPOTON	612		720	416	493	2		2	5	3	-40%
VERACRUZ	TEZONAPA	1017	348	764	417	494	1	9	1	5	3	-40%

MORELOS	AMACUZAC		1001		421	495			1		5	3	-40%
VERACRUZ	MARIANO ESCOBEDO		1095		422	496			1		5	3	-40%
MICHOACAN	PERIBAN	388	446	291	431	497		6	5	11	4	3	-25%
GUERRERO	EDUARDO NERI	312	336	332	437	498		9	9	8	4	3	-25%
AGUASCALIENTES	SAN FRANCISCO DE LOS ROMO	326	500	451	455	499		8	4	5	4	3	-25%
MEXICO	CHIAUTLA	658	480	557	462	500		2	5	3	4	3	-25%
VERACRUZ	TANTOYUCA	1014	606	666	469	501		1	3	2	4	3	-25%
OAXACA	VILLA DE ZAACHILA	579	813	690	470	502		3	1	2	4	3	-25%
HIDALGO	CUAUATEPEC DE HINOJOSA	637	826	838	478	503		2	1	1	4	3	-25%
SAN LUIS POTOSI	SALINAS	955	914	869	482	504		1	1	1	4	3	-25%
VERACRUZ	GUTIERREZ ZAMORA		491		484	505			5		4	3	-25%
ZACATECAS	TLALTENANGO DE SANCHEZ ROMAN		1116		486	506			1		4	3	-25%
HIDALGO	EMILIANO ZAPATA	416	364	356	497	507		5	8	7	3	3	0%
VERACRUZ	ACTOPAN	984		376	500	508		1		7	3	3	0%
MEXICO	XONACATLAN	558	470	398	504	509		3	5	6	3	3	0%
VERACRUZ	MALTRATA	294	275	423	506	510		11	13	5	3	3	0%
PUEBLA	OCOYUCAN	703	843	466	508	511		2	1	5	3	3	0%
GUERRERO	TECPAN DE GALEANA	809	388	480	512	512		1	7	4	3	3	0%
MORELOS	ATLATLAHUACAN	880	534	495	516	513		1	4	4	3	3	0%
PUEBLA	SAN SALVADOR EL SECO	493	326	541	522	514		4	10	3	3	3	0%
JALISCO	AMATITAN		972	611	537	515			1	3	3	3	0%
JALISCO	CIUDAD GUZMAN	334	438	639	542	516		8	5	2	3	3	0%
GUERRERO	HUITZUCO DE LOS FIGUEROA	469	796	831	558	517		4	1	1	3	3	0%
VERACRUZ	URSULO GALVAN	379	377		565	518		7	7		3	3	0%
GUANAJUATO	CUERAMARO		736		571	519			2		3	3	0%
COAHUILA	CASTADOS	354	400	389	590	520		7	6	6	2	3	50%
PUEBLA	TECALI DE HERRERA	582	471	399	592	521		3	5	6	2	3	50%
SONORA	ETCHOJOA	593		618	624	522		3		3	2	3	50%
HIDALGO	TOLCAYUCA	475	381	635	627	523		4	7	2	2	3	50%
HIDALGO	MINERAL DEL MONTE	539	647	669	636	524		3	2	2	2	3	50%
YUCATAN	PROGRESO	609	820	691	637	525		3	1	2	2	3	50%
TLAXCALA	ATLANGATEPEC			755	648	526				2	2	3	50%
HIDALGO	SAN AGUSTIN TLAXIACA		612	788	651	527			3	1	2	3	50%
OAXACA	SANTA MARIA ATZOMPA	578	664	798	657	528		3	2	1	2	3	50%
COAHUILA	ACUÑA		946	874	669	529			1	1	2	3	50%
OAXACA	SAN PABLO ETLA	576	662		691	530		3	2		2	3	50%
HIDALGO	TEZONTEPEC DE ALDAMA	540	804		698	531		3	1		2	3	50%
CHIHUAHUA	ALDAMA		939		703	532			1		2	3	50%
JALISCO	HUERTA LA	829			710	533		1			2	3	50%
ZACATECAS	VALPARAISO	1035			714	534		1			2	3	50%
PUEBLA	SAN MIGUEL XOXTLA	438	455	367	736	535		5	5	7	1	3	200%
JALISCO	ZACOALCO DE TORRES	336		420	740	536		8		6	1	3	200%
OAXACA	TLALIXTAC DE CABRERA		616	459	746	537			3	5	1	3	200%
HIDALGO	VILLA DE TEZONTEPEC	644	476	556	764	538		2	5	3	1	3	200%
MICHOACAN	TANCITARO		1000	709	802	539			1	2	1	3	200%
JALISCO	DESCONOCIDO	138	203	761	815	540		39	21	1	1	3	200%
MEXICO	ATLAUTLA	656	479	770	818	541		2	5	1	1	3	200%
NUEVO LEON	HIDALGO	393	629	792	823	542		6	2	1	1	3	200%
HIDALGO	MIXQUIAHUALA DE JUAREZ	818	700	809	828	543		1	2	1	1	3	200%
HIDALGO	MINERAL DEL CHICO	640	828	840	835	544		2	1	1	1	3	200%
MICHOACAN	TLALPUJAHUA	877	891	861	841	545		1	1	1	1	3	200%
SAN LUIS POTOSI	CERRITOS			1042	887	546				1	1	3	200%
OAXACA	TLACOLULA DE MATAMOROS		389		897	547			7		1	3	200%
VERACRUZ	ESPINAL		1090		946	548			1		1	3	200%
TAMAULIPAS	CAMARGO	595			955	549		3			1	3	200%
JALISCO	IXTLAHUACAN DEL RIO	648			957	550		2			1	3	200%
SAN LUIS POTOSI	VILLA HIDALGO	719			958	551		2			1	3	200%
AGUASCALIENTES	PABELLON DE ARTEAGA				983	552					1	3	200%
VERACRUZ	HUATUSCO	997	487	400		553		1	5	6		3	100%
GUANAJUATO	SAN DIEGO DE LA UNION		959	527		554			1	4		3	100%
GUERRERO	DESCONOCIDO	241	274	536		555		15	13	3		3	100%
OAXACA	ESPINAL EL		1008	614		556			1	3		3	100%
VERACRUZ	LERDO DE TEJADA		783	685		557			2	2		3	100%
OAXACA	SAN ANTONIO DE LA CAL		614	789		558			3	1		3	100%
MORELOS	TLAYACAPAN	884	892	862		559		1	1	1		3	100%
DURANGO	VICENTE GUERRERO		956	877		560			1	1		3	100%
CHIHUAHUA	AHUMADA	619		908		561		2		1		3	100%
NUEVO LEON	GENERAL TERAN			1012		562				1		3	100%
TLAXCALA	XALTOCAN	448	380			563		5	7			3	100%
VERACRUZ	PUENTE NACIONAL	1009	431			564		1	6			3	100%
VERACRUZ	IXMATLAHUACAN		781			565			2			3	100%
NUEVO LEON	DOCTOR COSS					566						3	100%
MICHOACAN	TACAMBARO	243	393	253	278	567		15	6	14	10	2	-80%
VERACRUZ	IGNACIO DE LA LLAVE	605		905	308	568		3		1	9	2	-78%
PUEBLA	TLACOTEPEC DE BENITO JUAREZ	439	202	230	310	569		5	22	16	8	2	-75%
TLAXCALA	TEPETITLAN DE LARDIZABAL	600	515	647	325	570		3	4	2	8	2	-75%
PUEBLA	NOPALUCAN	581	665	671	326	571		3	2	2	8	2	-75%
VERACRUZ	JALTIPAN	350	439	225	328	572		8	5	17	7	2	-71%
CHIAPAS	HUIXTLA	457	308	316	337	573		4	11	9	7	2	-71%
TABASCO	JALAPA	348	250	422	343	574		8	16	5	7	2	-71%
DURANGO	LERDO	273	352	333	360	575		12	8	8	6	2	-67%
MORELOS	AYALA	368	552	569	375	576		7	3	3	6	2	-67%
GUERRERO	PETATLAN	470	456	321	386	577		4	5	9	5	2	-60%
VERACRUZ	SAN ANDRES TUXTLA	404	404	391	397	578		6	6	6	5	2	-60%

NAYARIT	SANTIAGO IXCUINTLA	887	430	444	401	579	1	6	5	5	2	-60%
MORELOS	YECAPITLA	682	523	454	402	580	2	4	5	5	2	-60%
VERACRUZ	NANCHITAL DE LAZARO CARDENAS	191	265	535	407	581	22	14	3	5	2	-60%
MICHOACAN	CHURINTZIO				423	582				5	2	-60%
SONORA	PUERTO PEDASCO	257	317	272	430	583	14	10	12	4	2	-50%
HIDALGO	TLAXCOAPAN	385	626	409	447	584	6	2	6	4	2	-50%
PUEBLA	SAN JOSE CHIAPA		489	449	454	585		5	5	4	2	-50%
TABASCO	BALANCAN	444	562	499	458	586	5	3	4	4	2	-50%
SAN LUIS POTOSI	MEXQUITIC DE CARMONA	499		531	461	587	4		4	4	2	-50%
GUANAJUATO	DOCTOR MORA	788		621	465	588	1		3	4	2	-50%
CAMPECHE	CALKINI	520	467	768	472	589	3	5	1	4	2	-50%
SONORA	BACUM	504	512	772	473	590	4	4	1	4	2	-50%
ZACATECAS	LORETO	405	791	830	477	591	6	1	1	4	2	-50%
MICHOACAN	CONTEPEC	484			487	592	4			4	2	-50%
MEXICO	OTZOLOTEPEC	423		469	509	593	5		5	3	2	-33%
TLAXCALA	TEOLOCHOLCO	725	689	513	518	594	2	2	4	3	2	-33%
MICHOACAN	TEPALCATEPEC	567	810	524	521	595	3	1	4	3	2	-33%
MEXICO	TENANGO DEL VALLE	425	409	546	524	596	5	6	3	3	2	-33%
VERACRUZ	AMATITLAN	986	536	566	527	597	1	4	3	3	2	-33%
JALISCO	AYOTLAN	824	594	575	528	598	1	3	3	3	2	-33%
JALISCO	SAN MARTIN DE HIDALGO	839	701	590	533	599	1	2	3	3	2	-33%
OAXACA	LOMA BONITA	897	710	593	534	600	1	2	3	3	2	-33%
VERACRUZ	CARRILLO PUERTO	729		619	539	601	2		3	3	2	-33%
ZACATECAS	JALPA	1026		732	553	602	1		2	3	2	-33%
GUANAJUATO	JERECUARO	623	823	837	559	603	2	1	1	3	2	-33%
GUERRERO	PILCAYA			976	563	604			1	3	2	-33%
HIDALGO	TLANALAPA	643	582		567	605	2	3		3	2	-33%
TAMAULIPAS	SOTO LA MARINA	969			576	606	1			3	2	-33%
GUANAJUATO	PURISIMA DEL RINCON	462		375	586	607	4		7	2	2	0%
MICHOACAN	PARACUARO	340	339	385	589	608	8	9	6	2	2	0%
NUEVO LEON	SABINAS HIDALGO	687	678	414	595	609	2	2	6	2	2	0%
HIDALGO	ZIMAPAN	542		470	604	610	3		5	2	2	0%
NUEVO LEON	CARMEN	391	505	493	605	611	6	4	4	2	2	0%
MEXICO	TEMOAYA	482	638	506	608	612	4	2	4	2	2	0%
JALISCO	ZAPOTILIC	421	507	561	615	613	5	4	3	2	2	0%
MEXICO	JILOTZINGO	480	570	572	617	614	4	3	3	2	2	0%
VERACRUZ	IXHUATLAN DEL SURESTE	377	789	599	621	615	7	1	3	2	2	0%
JALISCO	VILLA CORONA	846	879	608	622	616	1	1	3	2	2	0%
MICHOACAN	HUACANA LA		349	633	626	617		9	2	2	2	0%
VERACRUZ	OMEALCA	734	482	641	629	618	2	5	2	2	2	0%
JALISCO	TOTOTLAN	844	484	642	630	619	1	5	2	2	2	0%
QUINTANA ROO	LAZARO CARDENAS			752	647	620			2	2	2	0%
QUINTANA ROO	FELIPE CARRILLO PUERTO	498	642	794	654	621	4	2	1	2	2	0%
OAXACA	MIAHUATLAN DE PORFIRIO DIAZ	691	681	802	658	622	2	2	1	2	2	0%
MEXICO	TEMAMATLA	858	885	859	667	623	1	1	1	2	2	0%
MEXICO	AMATEPEC		984	880	670	624		1	1	2	2	0%
PUEBLA	SAN GREGORIO ATZOMPA		1046	891	672	625		1	1	2	2	0%
CHIAPAS	MOTOZINTLA	758		922	675	626	1		1	2	2	0%
CHIAPAS	TZIMOL			963	678	627			1	2	2	0%
MICHOACAN	ERONGARICUARO			995	680	628			1	2	2	0%
VERACRUZ	ANGEL R CABADA			1056	683	629			1	2	2	0%
SAN LUIS POTOSI	ZARAGOZA		434		685	630		6		2	2	0%
PUEBLA	ZACAPOAXTLA		771		696	631		2		2	2	0%
NAYARIT	XALISCO	889	895		702	632	1	1		2	2	0%
PUEBLA	ZARAGOZA	712			708	633	2			2	2	0%
QUINTANA ROO	BACALAR				724	634				2	2	0%
TABASCO	DESCONOCIDO	228	208	199	729	635	17	20	20	1	2	100%
HIDALGO	HUEJUTLA DE REYES	332	548	457	744	636	8	3	5	1	2	100%
JALISCO	COCULA	419	631	461	748	637	5	2	5	1	2	100%
TLAXCALA	TETLA DE LA SOLIDARIDAD	513	465	487	751	638	4	5	4	1	2	100%
COAHUILA	SABINAS	409	793	521	755	639	5	1	4	1	2	100%
BAJA CALIFORNIA SUR	COMONDU		538	567	766	640		4	3	1	2	100%
SINALOA	BADIRAGUATO	441	560	570	767	641	5	3	3	1	2	100%
AGUASCALIENTES	ASIENTOS	740	854	606	774	642	1	1	3	1	2	100%
HIDALGO	METZITILAN			627	779	643			3	1	2	100%
MICHOACAN	YURECUARO	427	290	632	780	644	5	12	2	1	2	100%
PUEBLA	GUADALUPE VICTORIA	492	511	646	785	645	4	4	2	1	2	100%
MORELOS	TEPALCINGO	681	838	693	794	646	2	1	2	1	2	100%
CHIHUAHUA	MEOQUI	771	864	697	797	647	1	1	2	1	2	100%
TLAXCALA	SANTA ISABEL XILOXOTLA		1081	712	804	648		1	2	1	2	100%
ZACATECAS	PINOS		1114	714	805	649		1	2	1	2	100%
CHIAPAS	DESCONOCIDO	456		717	807	650	4		2	1	2	100%
MICHOACAN	OCAMPO			743	812	651			2	1	2	100%
PUEBLA	ZINACATEPEC			751	813	652			2	1	2	100%
OAXACA	CIUDAD IXTEPEC	430	558	778	822	653	5	3	1	1	2	100%
QUERETARO	SAN JOAQUIN		772	824	832	654		2	1	1	2	100%
CHIAPAS	TECPATAN	527	802	833	834	655	3	1	1	1	2	100%
MICHOACAN	ALVARO OBREGON		988	882	846	656		1	1	1	2	100%
MICHOACAN	TURICATO	678		914	854	657	2		1	1	2	100%
AGUASCALIENTES	RINCON DE ROMOS	741		918	856	658	1		1	1	2	100%
JALISCO	GOMEZ FARIAS	828		932	861	659	1		1	1	2	100%
MEXICO	CHAPA DE MOTA			990	877	660			1	1	2	100%
MICHOACAN	ZINAPARO			1000	879	661			1	1	2	100%
VERACRUZ	PERLA LA			1061	891	662			1	1	2	100%

MEXICO	JUIQUIPILCO		613		901	663			3		1	2	100%	
OAXACA	DESCONOCIDO	689	679		909	664			2	2		1	2	100%
MORELOS	TEMOAC		751		914	665				2		1	2	100%
JALISCO	ZAPOTLAN DEL REY		983		936	666				1		1	2	100%
VERACRUZ	SANTIAGO TUXTLA		1099		951	667				1		1	2	100%
ZACATECAS	NOCHISTLAN DE MEJIA		1113		952	668				1		1	2	100%
CHIAPAS	OXCHUC	759			959	669			1			1	2	100%
PUEBLA	TILAPA	945			974	670			1			1	2	100%
CHIAPAS	TRINITARIA LA				988	671						1	2	100%
VERACRUZ	SOLEDAD DE DOBLADO				1037	672						1	2	100%
ZACATECAS	MORELOS				1043	673						1	2	100%
MICHOACAN	PANINDICUARO	565	657	413		674			3	2	6		2	100%
CHIAPAS	VENUSTIANO CARRANZA	223	392	436		675			17	6	5		2	100%
PUEBLA	DESCONOCIDO	226	545	456		676			17	3	5		2	100%
OAXACA	SAN PEDRO POCHUTLA	577	663	508		677			3	2	4		2	100%
MICHOACAN	COPANDARO		749	516		678				2	4		2	100%
VERACRUZ	DESCONOCIDO	995	604	578		679			1	3	3		2	100%
SINALOA	COSALA	590	666	588		680			3	2	3		2	100%
VERACRUZ	ZONGOLICA			629		681					3		2	100%
HIDALGO	PROGRESO DE OBREGON	333	549	656		682			8	3	2		2	100%
SONORA	BENITO JUAREZ	960		730		683			1		2		2	100%
PUEBLA	MOLCAXAC			750		684					2		2	100%
MICHOACAN	MARCOS CASTELLANOS	873	485	771		685			1	5	1		2	100%
SONORA	CANANEA	592	579	783		686			3	3	1		2	100%
MEXICO	MALINALCO	661	831	841		687			2	1	1		2	100%
PUEBLA	TLATLAUQUITEPEC	708	845	849		688			2	1	1		2	100%
ZACATECAS	TEUL DE GONZALEZ ORTEGA		1115	902		689				1	1		2	100%
DURANGO	DESCONOCIDO	784		926		690			1		1		2	100%
MEXICO	DONATO GUERRA			991		691					1		2	100%
GUERRERO	BUENAVISTA DE CUELLAR	796	868			692			1	1			2	100%
NAYARIT	TECUALA	888	894			693			1	1			2	100%
COAHUILA	NAVA		949			694				1			2	100%
MICHOACAN	ANGANGUEO		989			695				1			2	100%
TABASCO	JONUTA		1072			696				1			2	100%
TAMAULIPAS	MIER	507				697			4				2	100%
SAN LUIS POTOSI	AHUALULCO	715				698			2				2	100%
DURANGO	PUEBLO NUEVO	786				699			1				2	100%
NUEVO LEON	VILLADAMA	893				700			1				2	100%
AGUASCALIENTES	SAN JOSE DE GRACIA					701							2	100%
CHIAPAS	CHALCHIHUITAN					702							2	100%
CHIHUAHUA	BATOPILAS					703							2	100%
GUERRERO	ATENANGO DEL RIO					704							2	100%
HIDALGO	CARDONAL					705							2	100%
MEXICO	JOQUICINGO					706							2	100%
OAXACA	SAN MARCOS ARTEAGA					707							2	100%
PUEBLA	TUZAMAPAN DE GALEANA					708							2	100%
SAN LUIS POTOSI	TANCANHUITZ DE SANTOS					709							2	100%
SAN LUIS POTOSI	VANEGAS					710							2	100%
VERACRUZ	OTATITLAN					711							2	100%
VERACRUZ	SOTEAPAN					712							2	100%
ZACATECAS	GENERAL FRANCISCO R. MURGUIA					713							2	100%
ZACATECAS	JIMENEZ DEL TEUL					714							2	100%
ZACATECAS	MONTE ESCOBEDO					715							2	100%
ZACATECAS	CALERA	325	499	187	260	716			9	4	24	11	1	-91%
MICHOACAN	ECUANDUREO	870	347	473	284	717			1	9	4	10	1	-90%
VERACRUZ	MOLCAXAC	516	574	501	321	718			4	3	4	8	1	-88%
MICHOACAN	ARIO	426	379	290	335	719			5	7	11	7	1	-86%
TLAXCALA	MAGDALENA TLALTELULCO, LA	510	643	411	363	720			4	2	6	6	1	-83%
MEXICO	CHINCONCUAC	422	407	483	367	721			5	6	4	6	1	-83%
MEXICO	ALMOLOYA DE ALQUISIRAS	847	880	699	378	722			1	1	2	6	1	-83%
PUEBLA	XICOTEPEC	585	368	476	403	723			3	8	4	5	1	-80%
PUEBLA	JUAN C. BONILLA	701	686	512	405	724			2	2	4	5	1	-80%
TABASCO	TENOSIQUE	293	259	313	435	725			11	15	9	4	1	-75%
MICHOACAN	ARTEAGA	287	303	351	439	726			11	11	7	4	1	-75%
HIDALGO	ACAXOCHITLAN	473	416	392	442	727			4	6	6	4	1	-75%
VERACRUZ	ALTOTONGA	449	414	441	453	728			5	6	5	4	1	-75%
MEXICO	VILLA DEL CARBON	861	886	526	460	729			1	1	4	4	1	-75%
MICHOACAN	NUEVO URECHO	875	890	609	464	730			1	1	3	4	1	-75%
NAYARIT	COMPOSTELA	683	587	662	467	731			2	3	2	4	1	-75%
MICHOACAN	HUETAMO	871	599	664	468	732			1	3	2	4	1	-75%
CAMPECHE	CANDELARIA	745		724	471	733			1		2	4	1	-75%
VERACRUZ	CHINAMECA	400	790	829	476	734			6	1	1	4	1	-75%
OAXACA	SANTA MARIA HUATULCO	913	900	865	480	735			1	1	1	4	1	-75%
VERACRUZ	OTEAPAN	452	415		483	736			5	6		4	1	-75%
VERACRUZ	ATOYAC	728	590		485	737			2	3		4	1	-75%
PUEBLA	ORIENTAL	436	411	340	493	738			5	6	8	3	1	-67%
VERACRUZ	COATZINTLA	401		348	495	739			6		8	3	1	-67%
TLAXCALA	HUEYOTLIPAN	509	573	372	499	740			4	3	7	3	1	-67%
TAMAULIPAS	MIGUEL ALEMAN	598	424	395	502	741			3	6	6	3	1	-67%
GUANAJUATO	HUANIMARO	789	697	415	505	742			1	2	6	3	1	-67%
MICHOACAN	TANHUATO	676	369	477	511	743			2	8	4	3	1	-67%
VERACRUZ	ISLA	450	510	494	515	744			5	4	4	3	1	-67%
CAMPECHE	ESCARCEGA		609	503	517	745				3	4	3	1	-67%
VERACRUZ	PASO DE OVEJAS	1005	728	515	519	746			1	2	4	3	1	-67%

BAJA CALIFORNIA	DESCONOCIDO	406	792	520	520	747	5	1	4	3	1	-67%
PUEBLA	CUAUTINCHAN		761	597	535	748		2	3	3	1	-67%
SAN LUIS POTOSI	SANTA MARIA DEL RIO	373	554	657	543	749	7	3	2	3	1	-67%
TLAXCALA	TENANCINGO	512	798	686	548	750	4	1	2	3	1	-67%
MEXICO	ISIDRO FABELA	553	806	688	549	751	3	1	2	3	1	-67%
JALISCO	ETZATLAN		976	706	551	752		1	2	3	1	-67%
OAXACA	VILLA DE ETLA			746	555	753			2	3	1	-67%
MICHOACAN	COALCOMAN DE VAZQUEZ PALLAREZ		748	819	557	754		2	1	3	1	-67%
MEXICO	MEXICALTZINGO	662	832	842	560	755	2	1	1	3	1	-67%
MICHOACAN	COTIJA	868	888	860	561	756	1	1	1	3	1	-67%
JALISCO	TOMATLAN			988	564	757			1	3	1	-67%
CHIHUAHUA	NUEVO CASAS GRANDES	528	576		566	758	3	3		3	1	-67%
JALISCO	VILLA HIDALGO		981		574	759		1		3	1	-67%
PUEBLA	YEHUALTEPEC	586	312	329	582	760	3	11	8	2	1	-50%
JALISCO	GUACHINANGO	546	367	336	583	761	3	8	8	2	1	-50%
MICHOACAN	ZIRACUARETIRO	486		421	597	762	4		6	2	1	-50%
SONORA	AGUA PRIETA	503	464	446	599	763	4	5	5	2	1	-50%
TLAXCALA	CARMEN TEQUEXQUITLA, EL	280	546	496	606	764	12	3	4	2	1	-50%
GUERRERO	ARCELIA	382	624	504	607	765	6	2	4	2	1	-50%
GUERRERO	JOSE AZUETA	357	221	534	609	766	7	19	3	2	1	-50%
TLAXCALA	CUAPIAXTLA	281	302	539	610	767	12	11	3	2	1	-50%
CHIAPAS	VILLA FLORES	766	387	545	613	768	1	7	3	2	1	-50%
VERACRUZ	MISANTLA	606	516	648	632	769	3	4	2	2	1	-50%
OAXACA	SANTIAGO PINOTEPA NACIONAL	698	524	651	633	770	2	4	2	2	1	-50%
PUEBLA	CHIETLA	395	557	658	634	771	6	3	2	2	1	-50%
PUEBLA	TEPEOJUMA	943	910	702	638	772	1	1	2	2	1	-50%
MICHOACAN	CHERAN	561		718	640	773	3		2	2	1	-50%
CHIHUAHUA	GUACHOCHI	620		721	641	774	2		2	2	1	-50%
MICHOACAN	SANTA ANA MAYA			744	645	775			2	2	1	-50%
CHIAPAS	MAZATAN		539	775	649	776		4	1	2	1	-50%
SINALOA	CONCORDIA	501	571	781	650	777	4	3	1	2	1	-50%
JALISCO	VALLE DE GUADALUPE	548	651	796	656	778	3	2	1	2	1	-50%
GUANAJUATO	DESCONOCIDO	260	786	828	662	779	13	1	1	2	1	-50%
MORELOS	MIACATLAN	680	837	844	665	780	2	1	1	2	1	-50%
COAHUILA	MUZQUIZ	621		909	673	781	2		1	2	1	-50%
MICHOACAN	AQUILA	863		935	676	782	1		1	2	1	-50%
ZACATECAS	VILLA GARCIA			1068	684	783			1	2	1	-50%
GUERRERO	OMETEPEC	414	452		686	784	5	5		2	1	-50%
MICHOACAN	COENEO	867	705		692	785	1	2		2	1	-50%
JALISCO	TECOLOTLAN		743		695	786		2		2	1	-50%
MICHOACAN	ACUITZIO	559	808		699	787	3	1		2	1	-50%
MICHOACAN	VISTA HERMOSA	570	811		700	788	3	1		2	1	-50%
PUEBLA	VENUSTIANO CARRANZA	711	847		701	789	2	1		2	1	-50%
HIDALGO	NOPALA DE VILLAGRAN	819			709	790	1			2	1	-50%
SONORA	IMURIS	964			713	791	1			2	1	-50%
CHIAPAS	SUCHIAPA				717	792				2	1	-50%
TAMAULIPAS	ALDAMA				725	793				2	1	-50%
TAMAULIPAS	BURGOS				726	794				2	1	-50%
PUEBLA	CADADA MORELOS	289	182	210	730	795	11	26	18	1	1	0%
SAN LUIS POTOSI	EBANO		1062	347	734	796		1	8	1	1	0%
NAYARIT	ACAPONETA	429	410	362	735	797	5	6	7	1	1	0%
VERACRUZ	TLALIXCOYAN		544	403	738	798		4	6	1	1	0%
SAN LUIS POTOSI	GUADALCAZAR	320	396	437	741	799	9	6	5	1	1	0%
JALISCO	SAYULA	653	478	448	742	800	2	5	5	1	1	0%
VERACRUZ	HUILOAPAN	376	555	458	745	801	7	3	5	1	1	0%
COLIMA	CUAUHTEMOC	199	273	471	750	802	20	13	4	1	1	0%
TLAXCALA	SANTA CRUZ TLAXCALA	980	486	491	752	803	1	5	4	1	1	0%
YUCATAN	VALLADOLID		1108	528	757	804		1	4	1	1	0%
TLAXCALA	NANACAMILPA DE MARIANO ARISTA		490	558	765	805		5	3	1	1	0%
TLAXCALA	CONTLA DE JUAN CUAMATZI	975	602	577	770	806	1	3	3	1	1	0%
TAMAULIPAS	SAN FERNANDO	445	634	582	772	807	5	2	3	1	1	0%
OAXACA	SAN AGUSTIN DE LAS JUNTAS	692	840	604	773	808	2	1	3	1	1	0%
JALISCO	SAN JULIAN	837		622	777	809	1		3	1	1	0%
COAHUILA	MATAMOROS	529	383	636	781	810	3	7	2	1	1	0%
VERACRUZ	ACULTZINGO	349	502	644	784	811	8	4	2	1	1	0%
CHIAPAS	PIJIJAPAN	617	517	649	786	812	2	4	2	1	1	0%
VERACRUZ	CERRO AZUL	730	529	652	788	813	2	4	2	1	1	0%
GUERRERO	JUAN R. ESCUDERO	631	581	661	789	814	2	3	2	1	1	0%
MORELOS	JONACATEPEC	571	660	670	790	815	3	2	2	1	1	0%
MORELOS	JANTETELCO	881	708	677	791	816	1	2	2	1	1	0%
COAHUILA	SAN PEDRO		950	705	800	817		1	2	1	1	0%
MICHOACAN	CHARO		992	707	801	818		1	2	1	1	0%
SINALOA	CHOIX		1068	711	803	819		1	2	1	1	0%
VERACRUZ	CHICONTEPEC			756	814	820			2	1	1	0%
JALISCO	DEGOLLADO	645	520	773	819	821	2	4	1	1	1	0%
CHIHUAHUA	SATEVÉ		734	815	829	822		2	1	1	1	0%
CHIAPAS	IXTAPA	755	859	852	837	823	1	1	1	1	1	0%
CHIAPAS	PICHUCALCO	760	860	853	838	824	1	1	1	1	1	0%
PUEBLA	TLALTENANGO	947	912	868	843	825	1	1	1	1	1	0%
JALISCO	MASCOTA		977	879	844	826		1	1	1	1	0%
MEXICO	TEXCALYACAC		987	881	845	827		1	1	1	1	0%
SAN LUIS POTOSI	CIUDAD FERNANDEZ		1061	894	849	828		1	1	1	1	0%
VERACRUZ	TLALTETELA	608		906	852	829	3		1	1	1	0%
PUEBLA	TULCINGO	710		915	855	830	2		1	1	1	0%



CALIFORNIA	SAN DIEGO	744		919	857	831	1		1	1	1	0%
DURANGO	MEZQUITAL			973	873	832			1	1	1	0%
HIDALGO	OMITLAN DE JUAREZ			981	874	833			1	1	1	0%
HIDALGO	TECOZATLA			982	875	834			1	1	1	0%
MICHOACAN	JUAREZ			996	878	835			1	1	1	0%
NUEVO LEON	ABASOLO			1006	880	836			1	1	1	0%
NUEVO LEON	CERRALVO			1009	881	837			1	1	1	0%
PUEBLA	CALPAN			1028	883	838			1	1	1	0%
YUCATAN	QUINTANA ROO			1066	892	839			1	1	1	0%
ZACATECAS	VILLA HIDALGO			1069	893	840			1	1	1	0%
CHIHUAHUA	DESCONOCIDO	458	635		904	841	4	2		1	1	0%
MICHOACAN	IXTLAN	564	656		906	842	3	2		1	1	0%
GUERRERO	SAN MARCOS	632	671		907	843	2	2		1	1	0%
GUERRERO	IGUALAPA	802	698		910	844	1	2		1	1	0%
OAXACA	SANTO DOMINGO ZANATEPEC		758		915	845		2		1	1	0%
PUEBLA	HUEYAPAN		763		916	846		2		1	1	0%
PUEBLA	OCOTEPEC		766		917	847		2		1	1	0%
HIDALGO	SANTIAGO DE ANAYA	297	787		918	848	10	1		1	1	0%
SAN LUIS POTOSI	DESCONOCIDO	716	848		920	849	2	1		1	1	0%
CHIHUAHUA	JIMENEZ		944		932	850		1		1	1	0%
GUERRERO	TEPECOACUILCO DE TRUJANO		968		934	851		1		1	1	0%
JALISCO	TAPALPA		979		935	852		1		1	1	0%
MEXICO	TENANGO DEL AIRE		986		937	853		1		1	1	0%
PUEBLA	TEPATLAXCO DE HIDALGO		1050		942	854		1		1	1	0%
VERACRUZ	JOSE AZUETA		1094		948	855		1		1	1	0%
VERACRUZ	SAN ANDRES TENEJAPAN		1097		950	856		1		1	1	0%
GUERRERO	COCUILA	532			954	857	3			1	1	0%
GUERRERO	XALPATLAHUAC	810			962	858	1			1	1	0%
GUERRERO	ZIRANDARO	812			963	859	1			1	1	0%
JALISCO	SAN CRISTOBAL DE LA BARRANCA	834			965	860	1			1	1	0%
JALISCO	UNION DE SAN ANTONIO	845			966	861	1			1	1	0%
MEXICO	ECATZINGO	851			967	862	1			1	1	0%
OAXACA	MAGDALENA APASCO	898			970	863	1			1	1	0%
PUEBLA	ATZITZIHUACAN	925			972	864	1			1	1	0%
PUEBLA	XIUTETELCO	949			975	865	1			1	1	0%
SAN LUIS POTOSI	CEDRAL	952			976	866	1			1	1	0%
SAN LUIS POTOSI	CIUDAD DEL MAIZ	953			977	867	1			1	1	0%
VERACRUZ	PASO DEL MACHO	1006			981	868	1			1	1	0%
CHIAPAS	CHAMULA				985	869				1	1	0%
CHIAPAS	CONCORDIA LA				986	870				1	1	0%
JALISCO	TIZAPAN EL ALTO				1004	871				1	1	0%
OAXACA	COICOYAN DE LAS FLORES				1015	872				1	1	0%
OAXACA	SANTA MARIA DEL TULE				1018	873				1	1	0%
OAXACA	SANTIAGO CHAZUMBA				1020	874				1	1	0%
PUEBLA	TECOMATLAN				1025	875				1	1	0%
QUERETARO	JALPAN DE SERRA				1026	876				1	1	0%
VERACRUZ	TLACOTALPAN				1038	877				1	1	0%
YUCATAN	CANSAHCAB				1040	878				1	1	0%
MEXICO	AYAPANGO	550	513	452		879	3	4	5		1	100%
VERACRUZ	SAN RAFAEL	735	386	479		880	2	7	4		1	100%
VERACRUZ	JESUS CARRANZA	1000	725	514		881	1	2	4		1	100%
PUEBLA	SAN JUAN ATENCO		768	517		882		2	4		1	100%
TLAXCALA	DESCONOCIDO		776	518		883		2	4		1	100%
TABASCO	TACOTALPA	721	851	605		884	2	1	3		1	100%
MEXICO	AMANALCO			628		885			3		1	100%
PUEBLA	SANTO TOMAS HUEYOTLIPAN		620	667		886		3	2		1	100%
CHIHUAHUA	BOCOYNA	768	694	674		887	1	2	2		1	100%
HIDALGO	FRANCISCO I. MADERO	816	699	676		888	1	2	2		1	100%
SAN LUIS POTOSI	TAMAZUNCHALE	957	718	679		889	1	2	2		1	100%
PUEBLA	HUITZILAN DE SERDAN		765	684		890		2	2		1	100%
MEXICO	ALMOLOYA DEL RIO	848	881	700		891	1	1	2		1	100%
TLAXCALA	TZOMPANTEPEC		1084	713		892		1	2		1	100%
JALISCO	TUXPAN	655		722		893	2		2		1	100%
ZACATECAS	DESCONOCIDO	739		723		894	2		2		1	100%
JALISCO	SAN JUANITO ESCOBEDO	836		727		895	1		2		1	100%
PUEBLA	ZACAPALA	950		729		896	1		2		1	100%
MEXICO	VILLA DE ALLENDE			741		897			2		1	100%
MICHOACAN	NUMARAN			742		898			2		1	100%
CHIAPAS	SUCHIATE	763	592	784		899	1	3	1		1	100%
YUCATAN	KANASIN	1020	607	786		900	1	3	1		1	100%
VERACRUZ	VILLA ALDAMA		621	790		901		3	1		1	100%
OAXACA	SAN SEBASTIAN TUTLA	695	683	803		902	2	2	1		1	100%
OAXACA	ZIMATLAN DE ALVAREZ	699	684	804		903	2	2	1		1	100%
TLAXCALA	PANOTLA	724	688	807		904	2	2	1		1	100%
MICHOACAN	COAHUAYANA	866	704	811		905	1	2	1		1	100%
TAMAULIPAS	XICOTENCATL	971	719	813		906	1	2	1		1	100%
HIDALGO	HUEHUETLA	639	827	839		907	2	1	1		1	100%
OAXACA	SANTA MARIA COLOTEPEC	696	842	847		908	2	1	1		1	100%
NAYARIT	IXTLAN DEL RIO	886	893	863		909	1	1	1		1	100%
VERACRUZ	TOMATLAN	1018	924	871		910	1	1	1		1	100%
PUEBLA	CHICONCUAUTLA		1038	890		911		1	1		1	100%
AGUASCALIENTES	CALVILLO	519		903		912	3		1		1	100%
JALISCO	GRULLO EL	646		911		913	2		1		1	100%
HIDALGO	TEPETITLAN	821		931		914	1		1		1	100%

MEXICO	ORO EL	853		934		915		1		1		1	100%
OAXACA	SAN PEDRO IXTLAHUACA	908		937		916		1		1		1	100%
OAXACA	SANTIAGO JAMILTEPEC	915		939		917		1		1		1	100%
VERACRUZ	TAMPICO ALTO	1012		948		918		1		1		1	100%
ZACATECAS	JUAN ALDAMA	1027		950		919		1		1		1	100%
CAMPECHE	CALAKMUL			955		920				1		1	100%
DURANGO	ORO EL			974		921				1		1	100%
MEXICO	TEXCALITLAN			993		922				1		1	100%
MORELOS	TOTOLAPAN			1002		923				1		1	100%
NAYARIT	DESCONOCIDO			1003		924				1		1	100%
NAYARIT	RUIZ			1005		925				1		1	100%
OAXACA	SANTA MARIA COYOTEPEC			1024		926				1		1	100%
PUEBLA	NEALTICAN			1034		927				1		1	100%
PUEBLA	SAN FELIPE TEOTLALCINGO			1036		928				1		1	100%
PUEBLA	SAN MIGUEL IXITLAN			1038		929				1		1	100%
VERACRUZ	HIDALGOTITLAN			1059		930				1		1	100%
CHIAPAS	CHILON	750	483			931		1	5			1	100%
COAHUILA	ALLENDE			488		932			5			1	100%
HIDALGO	ALFAJAYUCAN	813	593			933		1	3			1	100%
PUEBLA	PANTEPEC			618		934			3			1	100%
GUANAJUATO	TIERRA BLANCA	465	636			935		4	2			1	100%
MORELOS	OCUITUCO	572	661			936		3	2			1	100%
CHIAPAS	COPAINALA	752	691			937		1	2			1	100%
CHIAPAS	JQUIPILAS	756	692			938		1	2			1	100%
PUEBLA	CUAUTEMPAN	931	715			939		1	2			1	100%
QUINTANA ROO	JOSE MARIA MORELOS	951	717			940		1	2			1	100%
VERACRUZ	PLAYA VICENTE	1008	730			941		1	2			1	100%
MICHOACAN	JIMENEZ		750			942			2			1	100%
NUEVO LEON	SANTIAGO IXCUINTLA		752			943			2			1	100%
SAN LUIS POTOSI	CERRO DE SAN PEDRO		773			944			2			1	100%
GUERRERO	HUAMUXTITLAN	630	825			945		2	1			1	100%
JALISCO	TEUCHITLAN	654	830			946		2	1			1	100%
JALISCO	MAZAMITLA	831	877			947		1	1			1	100%
PUEBLA	HUAQUECHULA	934	905			948		1	1			1	100%
CHIHUAHUA	BUENAVENTURA		941			949			1			1	100%
CHIHUAHUA	IGNACIO ZARAGOZA		942			950			1			1	100%
DURANGO	SANTIAGO PAPASQUIARO		955			951			1			1	100%
EXTRANJERO	NO USAR ESTA CLAVE		957			952			1			1	100%
JALISCO	QUITUPAN		978			953			1			1	100%
MICHOACAN	ATIZAPAN		991			954			1			1	100%
OAXACA	VILLA TUTUTEPEC DE MELCHOR O		1034			955			1			1	100%
PUEBLA	AMIXTLAN		1037			956			1			1	100%
PUEBLA	SAN GABRIEL CHILAC		1045			957			1			1	100%
PUEBLA	TIANGUISMANALCO		1054			958			1			1	100%
VERACRUZ	ZENTLA		1103			959			1			1	100%
YUCATAN	TIZIMIN		1106			960			1			1	100%
ZACATECAS	APOZOL		1109			961			1			1	100%
HIDALGO	TETEPANGO	642				962		2				1	100%
VERACRUZ	IXHUATLANCILLO	732				963		2				1	100%
CHIAPAS	HUISTAN	754				964		1				1	100%
GUERRERO	XOCHIHUEHUETLAN	811				965		1				1	100%
MORELOS	TETECALA	883				966		1				1	100%
OAXACA	ACATLAN DE PEREZ FIGUEROA	894				967		1				1	100%
SAN LUIS POTOSI	SANTO DOMINGO	956				968		1				1	100%
SONORA	HUACHINERA	963				969		1				1	100%
SONORA	URES	966				970		1				1	100%
VERACRUZ	TEMPOAL	1015				971		1				1	100%
ARIZONA	PHOENIX					972						1	100%
ARIZONA	TUCSON					973						1	100%
CAMPECHE	DESCONOCIDO					974						1	100%
CHIAPAS	AMATAN					975						1	100%
CHIAPAS	AMATENANGO DEL VALLE					976						1	100%
CHIAPAS	MONTECRISTO DE GUERRERO					977						1	100%
CHIAPAS	TUMBALA					978						1	100%
CHIHUAHUA	RIVA PALACIO					979						1	100%
COAHUILA	SACRAMENTO					980						1	100%
COAHUILA	SAN BUENAVENTURA					981						1	100%
COAHUILA	SIERRA MOJADA					982						1	100%
GUERRERO	MALINALTEPEC					983						1	100%
HIDALGO	AGUA BLANCA DE ITURBIDE					984						1	100%
HIDALGO	JALTOCAN					985						1	100%
HIDALGO	JUAREZ HIDALGO					986						1	100%
HIDALGO	SAN AGUSTIN METZQUITITLAN					987						1	100%
HIDALGO	ZACUALTIPAN DE ANGELES					988						1	100%
JALISCO	HUEJUCAR					989						1	100%
JALISCO	SAN SEBASTIAN DEL OESTE					990						1	100%
JALISCO	TONILA					991						1	100%
JALISCO	TOTATICHE					992						1	100%
MEXICO	RAYON					993						1	100%
NAYARIT	SAN PEDRO LAGUNILLAS					994						1	100%
NAYARIT	YESCA LA					995						1	100%
OAXACA	AYOTZINTEPEC					996						1	100%
OAXACA	MARISCALA DE JUAREZ					997						1	100%
OAXACA	SAN JUAN GUICHICOVI					998						1	100%

OAXACA	SAN MATEO CAJONOS										1	100%		
OAXACA	SAN MIGUEL DEL PUERTO										1	100%		
PUEBLA	ATEXCAL										1	100%		
PUEBLA	ATOYATEMPAN										1	100%		
PUEBLA	ATZALA										1	100%		
PUEBLA	CALTEPEC										1	100%		
PUEBLA	CAMOCUAUTLA										1	100%		
PUEBLA	HUEYTALPAN										1	100%		
PUEBLA	JOPALA										1	100%		
PUEBLA	NAUZONTLA										1	100%		
PUEBLA	TOTOLTEPEC DE GUERRERO										1	100%		
PUEBLA	XOCHILTEPEC										1	100%		
QUERETARO	PEDAMILLER										1	100%		
QUINTANA ROO	CADEREYTA DE MONTES										1	100%		
SAN LUIS POTOSI	AXTLA DE TERRAZAS										1	100%		
SAN LUIS POTOSI	LAGUNILLAS										1	100%		
SONORA	ARIZPE										1	100%		
SONORA	BANAMICHI										1	100%		
TABASCO	CABORCA										1	100%		
TABASCO	LA VENTA										1	100%		
TAMAULIPAS	NUEVO MORELOS										1	100%		
TAMAULIPAS	PALMILLAS										1	100%		
TAMAULIPAS	SAN CARLOS										1	100%		
TLAXCALA	SAN JOSE TEACALCO										1	100%		
VERACRUZ	MECAYAPAN										1	100%		
VERACRUZ	TATAHUCAPAN DE JUAREZ										1	100%		
YUCATAN	DZEMUL										1	100%		
YUCATAN	TECOH										1	100%		
ZACATECAS	TEPETONGO										1	100%		
ZACATECAS	TRONCOSO										1	100%		
PUEBLA	TEPEYAHUALCO	707	525	563	307					2	4	3	9	-100%
SAN LUIS POTOSI	VILLA DE REYES	589	815	525	371					3	1	4	6	-100%
MICHOACAN	AGUILILLA		747	596	376						2	3	6	-100%
MEXICO	NOPALTEPEC	481	366	335	390					4	8	8	5	-100%
CHIAPAS	VILLA COMALITLAN		732	681	415						2	2	5	-100%
PUEBLA	SAN NICOLAS DE BUENOS AIRES	938	907		420					1	1		5	-100%
ZACATECAS	RIO GRANDE	1032	537	654	466					1	4	2	4	-100%
HIDALGO	TLAHUELILPAN	474	567	780	475					4	3	1	4	-100%
PUEBLA	SANTA ISABEL CHOLULA	939	908	867	481					1	1	1	4	-100%
VERACRUZ	CARLOS A CARRILLO	988			488					1			4	-100%
OAXACA	HEROICA CIUDAD DE EJUTLA DE C	690	680	345	494					2	2	8	3	-100%
PUEBLA	SANTIAGO MIAHUATLAN	372	363	355	496					7	8	7	3	-100%
MICHOACAN	MORELOS	673	522	562	526					2	4	3	3	-100%
ZACATECAS	LUIS MOYA	610	669	589	532					3	2	3	3	-100%
CHIAPAS	CINTALAPA	751	857	607	536					1	1	3	3	-100%
GUANAJUATO	TARANDACUAO			625	540							3	3	-100%
GUERRERO	TLAPEHUALA	472	566	659	544					4	3	2	3	-100%
OAXACA	SAN LORENZO CACAOTEPEC	694	682	672	545					2	2	2	3	-100%
COAHUILA	FRANCISCO I. MADERO	778	696	675	546					1	2	2	3	-100%
VERACRUZ	NARANJOS AMATLAN	1002	726	680	547					1	2	2	3	-100%
NUEVO LEON	CHINA	890		728	552					1		2	3	-100%
CHIAPAS	TAPILULA			735	554							2	3	-100%
MEXICO	TEMASCALINGO		746	818	556						2	1	3	-100%
MICHOACAN	BRISEDAS	560	654		569					3	2		3	-100%
MEXICO	SAN JOSE DEL RINCON	856	703		570					1	2		3	-100%
PUEBLA	GUADALUPE		762		572						2		3	-100%
CHIAPAS	ESCUINTLA	615	822		573					2	1		3	-100%
MICHOACAN	LAGUNILLAS		996		575						1		3	-100%
OAXACA	SAN MARTIN TILCAJETE				577								3	-100%
TLAXCALA	SAN LUCAS TECOPILCO				578								3	-100%
QUERETARO	DESCONOCIDO	269	374	357	585					13	7	7	2	-100%
JALISCO	TAMAZULA DE GORDIANO	841	596	406	593					1	3	6	2	-100%
MEXICO	OZUMBA	337	622	408	594					8	2	6	2	-100%
VERACRUZ	HUEYAPAN DE OCAMPO	998	922	418	596					1	1	6	2	-100%
MEXICO	COATEPEC HARINAS	552	421	443	598					3	6	5	2	-100%
VERACRUZ	BANDERILLA	514	644	463	602					4	2	5	2	-100%
TLAXCALA	TETLATLAHUCA	981	919	467	603					1	1	5	2	-100%
VERACRUZ	YANGA	308	497	559	614					10	4	3	2	-100%
PUEBLA	SAN MATIAS TLALANCALECA		619	580	618						3	3	2	-100%
OAXACA	COSOLAPA	895	709	592	620					1	2	3	2	-100%
JALISCO	TONAYA		980	612	623						1	3	2	-100%
CHIAPAS	TONALA	198	177	631	625					20	28	2	2	-100%
VERACRUZ	COSCOMATEPEC	994	603	665	635					1	3	2	2	-100%
VERACRUZ	MIAHUATLAN	451		716	639					5		2	2	-100%
CHIAPAS	OSTUACAN			733	642							2	2	-100%
JALISCO	TEOCALTICHE			738	643							2	2	-100%
JALISCO	VALLE DE JUAREZ			739	644							2	2	-100%
PUEBLA	ATZITZINTLA			747	646							2	2	-100%
VERACRUZ	COACOATZINTLA	375	623	791	652					7	2	1	2	-100%
GUERRERO	TIXTLA DE GUERRERO	534	645	795	655					3	2	1	2	-100%
VERACRUZ	ACAJETE	727	690	808	659					2	2	1	2	-100%
VERACRUZ	JUAN RODRIGUEZ CLARA		782	827	661						2	1	2	-100%
MEXICO	TEMASCALTEPEC	557	807	834	663					3	1	1	2	-100%
NUEVO LEON	GENERAL BRAVO	573	812	835	664					3	1	1	2	-100%

HIDALGO	ARENAL EL	814	875	856	666	1	1	1	2	-100%
VERACRUZ	CAZONES	991	921	870	668	1	1	1	2	-100%
MICHOACAN	SAN LUCAS		999	885	671		1	1	2	-100%
CHIAPAS	CATAZAJA	748		920	674	1		1	2	-100%
CHIAPAS	TEOPISCA			961	677			1	2	-100%
JALISCO	TENAMAXTLAN			987	679			1	2	-100%
MICHOACAN	VILLAMAR			999	681			1	2	-100%
TLAXCALA	SAN FRANCISCO TETLANOHCAN			1054	682			1	2	-100%
PUEBLA	TEHUITZINGO	941	600		687	1	3		2	-100%
GUANAJUATO	CORONEO		611		688		3		2	-100%
PUEBLA	ZAPOTITLAN	496	640		689	4	2		2	-100%
MICHOACAN	TINGAMBATO	568	658		690	3	2		2	-100%
VERACRUZ	CATEMACO	990	723		693	1	2		2	-100%
CHIAPAS	SAN FERNANDO	526	801		697	3	1		2	-100%
MORELOS	TLALNEPANTLA		1003		704		1		2	-100%
OAXACA	BARRIO DE LA SOLEDAD EL		1007		705		1		2	-100%
SONORA	ROSARIO		1070		706		1		2	-100%
COLIMA	ARMERIA	622			707	2			2	-100%
MICHOACAN	TLAZAZALCA	878			711	1			2	-100%
OAXACA	SAN PEDRO TAPANATEPEC	909			712	1			2	-100%
CHIAPAS	LIBERTAD LA				715				2	-100%
CHIAPAS	SOYALO				716				2	-100%
CHIHUAHUA	MADERA				718				2	-100%
COAHUILA	SAN JUAN DE SABINAS				719				2	-100%
HIDALGO	TASQUILLO				720				2	-100%
MICHOACAN	QUERENDARO				721				2	-100%
NUEVO LEON	AGUALEGUAS				722				2	-100%
PUEBLA	PETLALCINGO				723				2	-100%
ZACATECAS	NORIA DE ANGELES				727				2	-100%
ZACATECAS	VILLA GONZALEZ ORTEGA				728				2	-100%
PUEBLA	NICOLAS BRAVO	702	481	293	731	2	5	11	1	-100%
MICHOACAN	HUANDACAREO			311	733			10	1	-100%
NUEVO LEON	MARIN		1006	374	737		1	7	1	-100%
JALISCO	AUTLAN DE NAVARRO	386	627	460	747	6	2	5	1	-100%
MICHOACAN	NUEVO PARANGARICUTIRO		997	468	749		1	5	1	-100%
GUANAJUATO	ROMITA	463	564	500	753	4	3	4	1	-100%
GUERRERO	TEOLOAPAN	634	672	510	754	2	2	4	1	-100%
OAXACA	ASUNCION NOCHIXTLAN	489	797	522	756	4	1	4	1	-100%
MORELOS	DESCONOCIDO	342		530	759	8		4	1	-100%
GUERRERO	BENITO JUAREZ	629		532	760	2		4	1	-100%
MICHOACAN	JOSE SIXTO VERDUZCO			533	761			4	1	-100%
PUEBLA	CHIAUTLA	580	422	547	763	3	6	3	1	-100%
VERACRUZ	SOCONUSCO	1011	605	579	771	1	3	3	1	-100%
MEXICO	OCUILAN		985	613	775		1	3	1	-100%
CHIHUAHUA	VALLE DE ZARAGOZA	776		620	776	1		3	1	-100%
OAXACA	SANTIAGO MATATLAN	916		623	778	1		3	1	-100%
SINALOA	DESCONOCIDO	292	495	643	783	11	4	2	1	-100%
HIDALGO	ACATLAN	635	519	650	787	2	4	2	1	-100%
CHIAPAS	ACACOYAGUA	521	799	687	792	3	1	2	1	-100%
AGUASCALIENTES	TEPEZALA	742	855	694	795	1	1	2	1	-100%
CHIAPAS	YAJALON	767	862	695	796	1	1	2	1	-100%
OAXACA	SAN MIGUEL SOYALTEPEC	905	899	701	798	1	1	2	1	-100%
CHIAPAS	ALTAMIRANO		933	704	799		1	2	1	-100%
QUINTANA ROO	ISLA MUJERES	588		719	808	3		2	1	-100%
HIDALGO	SAN SALVADOR	820		725	809	1		2	1	-100%
VERACRUZ	NAOLINCO	1001		731	810	1		2	1	-100%
MEXICO	PAPALOTLA			740	811			2	1	-100%
PUEBLA	GENERAL FELIPE ANGELES		433	766	817		6	1	1	-100%
TLAXCALA	ESPADITA		542	776	820		4	1	1	-100%
VERACRUZ	RAFAEL DELGADO		543	777	821		4	1	1	-100%
HIDALGO	HUASCA DE OCAMPO	638	673	799	824	2	2	1	1	-100%
MICHOACAN	CHURUMUCO	670	675	800	825	2	2	1	1	-100%
MICHOACAN	MADERO	672	676	801	826	2	2	1	1	-100%
PUEBLA	CHIAUTZINGO	700	685	805	827	2	2	1	1	-100%
PUEBLA	SAN MARTIN TOTOLTEPEC		769	823	831		2	1	1	-100%
CHIAPAS	MAPASTEPEC	525	800	832	833	3	1	1	1	-100%
PUEBLA	SAN PABLO ANICANO	705	844	848	836	2	1	1	1	-100%
GUERRERO	CUTZAMALA DE PINZON	800	869	854	839	1	1	1	1	-100%
PUEBLA	COATZINGO	929	904	866	842	1	1	1	1	-100%
NUEVO LEON	ANAHUAC		1005	887	847		1	1	1	-100%
PUEBLA	SAN SEBASTIAN TLACOTEPEC		1049	893	848		1	1	1	-100%
VERACRUZ	TEXISTEPEC		1102	901	850		1	1	1	-100%
GUERRERO	MARQUELIA	533		904	851	3		1	1	-100%
COAHUILA	DESCONOCIDO	777		923	858	1		1	1	-100%
DURANGO	INDE	785		927	859	1		1	1	-100%
HIDALGO	CHILCUAUTLA	815		930	860	1		1	1	-100%
OAXACA	SANTA CRUZ AMILPAS	912		938	862	1		1	1	-100%
OAXACA	SANTIAGO NILTEPEC	917		940	863	1		1	1	-100%
PUEBLA	SOLTEPEC	940		942	864	1		1	1	-100%
SONORA	MAZATAN	965		943	865	1		1	1	-100%
TLAXCALA	CUAXOMULCO	976		945	866	1		1	1	-100%
TLAXCALA	SAN JUAN HUACTZINCO	978		946	867	1		1	1	-100%
VERACRUZ	CHINAMPA DE GOROSTIZA	992		947	868	1		1	1	-100%
ZACATECAS	MIGUEL AUZA	1029		951	869	1		1	1	-100%

CHIAPAS	MARGARITAS LAS			959	870			1	1		-100%
CHIHUAHUA	GUERRERO			967	871			1	1		-100%
JALISCO	CUAUTITLAN DE GARCIA BARRAGAN			984	876			1	1		-100%
OAXACA	SAN JUAN COTZOCON			1020	882			1	1		-100%
PUEBLA	FRANCISCO Z. MENA			1031	884			1	1		-100%
PUEBLA	PAHUATLAN			1035	885			1	1		-100%
PUEBLA	SAN JUAN ATZOMPA			1037	886			1	1		-100%
SAN LUIS POTOSI	TAMASOPO			1046	888			1	1		-100%
SONORA	NACOZARI DE GARCIA			1050	889			1	1		-100%
SONORA	SANTA ANA			1052	890			1	1		-100%
COLIMA	MINATITLAN	184	264		894		24	14	1		-100%
GUANAJUATO	SANTA CATARINA	792	329		895		1	10	1		-100%
CHIAPAS	BENEMERITO DE LAS AMERICAS	614	474		898		2	5	1		-100%
SAN LUIS POTOSI	TAMUIN	717	527		899		2	4	1		-100%
MICHOACAN	CARACUARO	668	586		900		2	3	1		-100%
OAXACA	SAN BLAS ATEMPA			615	902			3	1		-100%
HIDALGO	METEPEC	384	625		903		6	2	1		-100%
NUEVO LEON	MINA	686	677		908		2	2	1		-100%
TLAXCALA	TOCATLAN	982	720		911		1	2	1		-100%
GUERRERO	LEONARDO BRAVO			739	913			2	1		-100%
GUERRERO	CUAJINICUILAPA	468	795		919		4	1	1		-100%
GUERRERO	FLORENCIO VILLARREAL	801	870		921		1	1	1		-100%
GUERRERO	OLINALA	806	873		922		1	1	1		-100%
JALISCO	JESUS MARIA	830	876		923		1	1	1		-100%
MEXICO	CHAPULTEPEC	850	883		924		1	1	1		-100%
MICHOACAN	NAHUATZEN	874	889		925		1	1	1		-100%
TAMAULIPAS	TULA	970	916		926		1	1	1		-100%
AGUASCALIENTES	COSIO		929		928			1	1		-100%
AGUASCALIENTES	LLANO EL		930		929			1	1		-100%
BAJA CALIFORNIA SUR	TIJUANA		931		930			1	1		-100%
CHIHUAHUA	JANOS		943		931			1	1		-100%
GUERRERO	AYUTLA DE LOS LIBRES		962		933			1	1		-100%
NAYARIT	ROSAMORADA		1004		938			1	1		-100%
OAXACA	NEJAPA DE MADERO		1010		939			1	1		-100%
OAXACA	SAN PABLO HUIXTEPEC		1019		940			1	1		-100%
PUEBLA	MAZAPILTEPEC DE JUAREZ		1044		941			1	1		-100%
PUEBLA	TLAPACOYA		1055		943			1	1		-100%
TLAXCALA	TEPEYANCO		1082		944			1	1		-100%
TLAXCALA	ZITLALTEPEC DE TRINIDAD SANCH		1085		945			1	1		-100%
VERACRUZ	JILOTEPEC		1093		947			1	1		-100%
VERACRUZ	PUEBLO VIEJO		1096		949			1	1		-100%
JALISCO	HOSTOTIPAQUILLO	647			956		2		1		-100%
CHIHUAHUA	JULIMES	770			960		1		1		-100%
DURANGO	CUENCAME	783			961		1		1		-100%
MEXICO	TLATLAYA	860			968		1		1		-100%
OAXACA	CUILAPAM DE GUERRERO	896			969		1		1		-100%
OAXACA	SAN AGUSTIN YATARENI	902			971		1		1		-100%
PUEBLA	CUYOACO	933			973		1		1		-100%
SONORA	COLORADA LA	961			978		1		1		-100%
VERACRUZ	ACATLAN	983			979		1		1		-100%
VERACRUZ	CHOCAMAN	993			980		1		1		-100%
ZACATECAS	JUCHIPILA	1028			982		1		1		-100%
CHIAPAS	AMATENANGO DE LA FRONTERA				984				1		-100%
CHIAPAS	EMILIANO ZAPATA				987				1		-100%
CHIHUAHUA	AQUILES SERDAN				989				1		-100%
CHIHUAHUA	ASCENSION				990				1		-100%
CHIHUAHUA	GALEANA				991				1		-100%
CHIHUAHUA	OJINAGA				992				1		-100%
DURANGO	CANATLAN				993				1		-100%
DURANGO	OCAMPO				995				1		-100%
DURANGO	TLAHUALILO				996				1		-100%
GUERRERO	TLALCHAPA				997				1		-100%
HIDALGO	XOCHICOATLAN				998				1		-100%
JALISCO	AYUTLA				999				1		-100%
JALISCO	CADADAS DE OBREGON				1000				1		-100%
JALISCO	CHIQUILISTLAN				1001				1		-100%
JALISCO	HUEJUQUILLA EL ALTO				1002				1		-100%
JALISCO	LIMON EL				1003				1		-100%
JALISCO	VILLA PURIFICACION				1005				1		-100%
MICHOACAN	ANGAMACUTIRO				1006				1		-100%
MICHOACAN	TIQUICHEO DE NICOLAS ROMERO				1007				1		-100%
MICHOACAN	ZACAZONAPAN				1008				1		-100%
MORELOS	TETELA DEL VOLCAN				1009				1		-100%
MORELOS	TLAQUILTENANGO				1010				1		-100%
NAYARIT	HUAJICORI				1011				1		-100%
NUEVO LEON	HUALAHUISES				1012				1		-100%
OAXACA	ANIMAS TRUJANO				1013				1		-100%
OAXACA	CHIQUIHUITLAN DE BENITO JUAREZ				1014				1		-100%
OAXACA	ROJAS DE CUAUHTEMOC				1016				1		-100%
OAXACA	SAN BALTAZAR LOXICHA				1017				1		-100%
OAXACA	SANTA MARIA OZOLOTEPEC				1019				1		-100%
OAXACA	SANTIAGO LLANO GRANDE				1021				1		-100%
OHIO	DESCONOCIDO				1022				1		-100%
PUEBLA	NAUPAN				1023				1		-100%

PUEBLA	SAN PEDRO YELOIXTLAHUACAN				<b>1024</b>					1		<b>-100%</b>
QUERETARO	TOLIMAN				<b>1027</b>					1		<b>-100%</b>
SAN LUIS POTOSI	CATORCE				<b>1028</b>					1		<b>-100%</b>
SAN LUIS POTOSI	COXCATLAN				<b>1029</b>					1		<b>-100%</b>
SONORA	ALAMOS				<b>1030</b>					1		<b>-100%</b>
SONORA	PITQUITO				<b>1031</b>					1		<b>-100%</b>
SONORA	SOLEDAD DE GRACIANO SANCHEZ				<b>1032</b>					1		<b>-100%</b>
TAMAULIPAS	BUSTAMANTE				<b>1033</b>					1		<b>-100%</b>
TLAXCALA	SANTA ANA NOPALUCAN				<b>1034</b>					1		<b>-100%</b>
TLAXCALA	SANTA CATARINA AYOMETLA				<b>1035</b>					1		<b>-100%</b>
VERACRUZ	SOLEDAD ATZOMPA				<b>1036</b>					1		<b>-100%</b>
VERACRUZ	TOTUTLA				<b>1039</b>					1		<b>-100%</b>
YUCATAN	TINUM				<b>1041</b>					1		<b>-100%</b>
TLAXCALA	AMAXAC DE GUERRERO	<b>973</b>	<b>601</b>	<b>407</b>					1	3	6	<b>100%</b>
NUEVO LEON	DESCONOCIDO	<b>392</b>	<b>628</b>	<b>410</b>					6	2	6	<b>100%</b>
TLAXCALA	TOTOLAC	<b>601</b>	<b>668</b>	<b>509</b>					3	2	4	<b>100%</b>
MICHOACAN	QUIROGA	<b>389</b>	<b>504</b>	<b>560</b>					6	4	3	<b>100%</b>
VERACRUZ	TECOLUTLA	<b>736</b>	<b>530</b>	<b>564</b>					2	4	3	<b>100%</b>
CHIAPAS	SALTO DE AGUA	<b>761</b>	<b>591</b>	<b>574</b>					1	3	3	<b>100%</b>
JALISCO	YAHUALICA DE GONZALEZ GALLO	<b>549</b>	<b>652</b>	<b>586</b>					3	2	3	<b>100%</b>
VERACRUZ	JALACINGO	<b>999</b>	<b>724</b>	<b>594</b>					1	2	3	<b>100%</b>
SINALOA	SAN IGNACIO	<b>591</b>	<b>816</b>	<b>601</b>					3	1	3	<b>100%</b>
PUEBLA	ATEMPAN	<b>924</b>	<b>903</b>	<b>610</b>					1	1	3	<b>100%</b>
PUEBLA	JALPAN		<b>1042</b>	<b>615</b>						1	3	<b>100%</b>
YUCATAN	UMAN		<b>1107</b>	<b>616</b>						1	3	<b>100%</b>
YUCATAN	MAXCANU	<b>1022</b>		<b>624</b>					1		3	<b>100%</b>
HIDALGO	ALMOLOYA			<b>626</b>							3	<b>100%</b>
YUCATAN	IZAMAL			<b>630</b>							3	<b>100%</b>
COAHUILA	JUAREZ	<b>781</b>	<b>531</b>	<b>653</b>					1	4	2	<b>100%</b>
VERACRUZ	TLAPACOYAN	<b>517</b>	<b>575</b>	<b>660</b>					4	3	2	<b>100%</b>
OAXACA	OCOTLAN DE MORELOS	<b>431</b>	<b>632</b>	<b>668</b>					5	2	2	<b>100%</b>
CHIAPAS	TUZANTAN	<b>765</b>	<b>693</b>	<b>673</b>					1	2	2	<b>100%</b>
OAXACA	SAN PABLO HUITZO	<b>906</b>	<b>711</b>	<b>678</b>					1	2	2	<b>100%</b>
JALISCO	TECALITLAN		<b>742</b>	<b>682</b>						2	2	<b>100%</b>
JALISCO	TUXCUECA		<b>744</b>	<b>683</b>						2	2	<b>100%</b>
GUANAJUATO	PUEBLO NUEVO	<b>791</b>	<b>866</b>	<b>698</b>					1	1	2	<b>100%</b>
PUEBLA	TLANEPANTLA	<b>948</b>	<b>913</b>	<b>703</b>					1	1	2	<b>100%</b>
MICHOACAN	CHAVINDA		<b>993</b>	<b>708</b>						1	2	<b>100%</b>
PUEBLA	CHILCHOTLA		<b>1039</b>	<b>710</b>						1	2	<b>100%</b>
JALISCO	SAN IGNACIO CERRO GORDO	<b>835</b>		<b>726</b>					1		2	<b>100%</b>
CHIAPAS	PUEBLO NUEVO SOLISTAHUACAN			<b>734</b>							2	<b>100%</b>
CHIHUAHUA	URIQUE			<b>736</b>							2	<b>100%</b>
HIDALGO	SAN FELIPE ORIZATLAN			<b>737</b>							2	<b>100%</b>
OAXACA	SAN JUAN BAUTISTA ATATLAHUCA			<b>745</b>							2	<b>100%</b>
PUEBLA	COXCATLAN			<b>748</b>							2	<b>100%</b>
PUEBLA	IXCAQUIXTLA			<b>749</b>							2	<b>100%</b>
SAN LUIS POTOSI	SAN VICENTE TANCUAYALAB			<b>753</b>							2	<b>100%</b>
SONORA	CUMPAS			<b>754</b>							2	<b>100%</b>
VERACRUZ	MANLIO FABIO ALTAMIRANO			<b>757</b>							2	<b>100%</b>
VERACRUZ	MINAS LAS			<b>758</b>							2	<b>100%</b>
VERACRUZ	VIGAS DE RAMIREZ LAS			<b>759</b>							2	<b>100%</b>
VERACRUZ	XOXOCOTLA			<b>760</b>							2	<b>100%</b>
HIDALGO	ATOTONILCO EL GRANDE	<b>535</b>	<b>384</b>	<b>765</b>					3	7	1	<b>100%</b>
PUEBLA	TLACHICHUCA	<b>494</b>	<b>461</b>	<b>767</b>					4	5	1	<b>100%</b>
VERACRUZ	ATZALAN	<b>603</b>	<b>473</b>	<b>769</b>					3	5	1	<b>100%</b>
TAMAULIPAS	VALLE HERMOSO	<b>508</b>	<b>572</b>	<b>782</b>					4	3	1	<b>100%</b>
MEXICO	SAN FELIPE DEL PROGRESO	<b>855</b>	<b>597</b>	<b>785</b>					1	3	1	<b>100%</b>
CHIAPAS	VILLA CORZO		<b>610</b>	<b>787</b>						3	1	<b>100%</b>
MICHOACAN	VENUSTIANO CARRANZA	<b>569</b>	<b>659</b>	<b>797</b>					3	2	1	<b>100%</b>
PUEBLA	SAN ANTONIO CADADA	<b>704</b>	<b>687</b>	<b>806</b>					2	2	1	<b>100%</b>
PUEBLA	COATEPEC	<b>928</b>	<b>714</b>	<b>812</b>					1	2	1	<b>100%</b>
VERACRUZ	CASTILLO DE TEAYO	<b>989</b>	<b>722</b>	<b>814</b>					1	2	1	<b>100%</b>
GUANAJUATO	OCAMPO		<b>737</b>	<b>816</b>						2	1	<b>100%</b>
OAXACA	ASUNCION IXTLATEPEC		<b>753</b>	<b>820</b>						2	1	<b>100%</b>
OAXACA	SANTA MARIA JALAPA DEL MARQUES		<b>757</b>	<b>821</b>						2	1	<b>100%</b>
PUEBLA	AJALPAN		<b>759</b>	<b>822</b>						2	1	<b>100%</b>
TLAXCALA	MAZATECOCHCO DE JOSE MARIA MOR		<b>777</b>	<b>825</b>						2	1	<b>100%</b>
VERACRUZ	CUICHAPA		<b>780</b>	<b>826</b>						2	1	<b>100%</b>
PUEBLA	TEPEXI DE RODRIGUEZ	<b>584</b>	<b>814</b>	<b>836</b>					3	1	1	<b>100%</b>
MICHOACAN	PAJACUARAN	<b>674</b>	<b>834</b>	<b>843</b>					2	1	1	<b>100%</b>
NAYARIT	SAN BLAS	<b>684</b>	<b>839</b>	<b>845</b>					2	1	1	<b>100%</b>
SAN LUIS POTOSI	VILLA DE ARISTA	<b>718</b>	<b>849</b>	<b>851</b>					2	1	1	<b>100%</b>
GUERRERO	SAN LUIS ACATLAN	<b>808</b>	<b>874</b>	<b>855</b>					1	1	1	<b>100%</b>
MEXICO	SULTEPEC	<b>857</b>	<b>884</b>	<b>858</b>					1	1	1	<b>100%</b>
OAXACA	NAZARENO ETLA	<b>900</b>	<b>897</b>	<b>864</b>					1	1	1	<b>100%</b>
ZACATECAS	MOYAHUA DE ESTRADA	<b>1030</b>	<b>926</b>	<b>872</b>					1	1	1	<b>100%</b>
CHIAPAS	SIMOJOVEL		<b>937</b>	<b>873</b>						1	1	<b>100%</b>
COAHUILA	MORELOS		<b>948</b>	<b>875</b>						1	1	<b>100%</b>
DURANGO	SANTA CLARA		<b>954</b>	<b>876</b>						1	1	<b>100%</b>
GUERRERO	GENERAL CANUTO A. NERI		<b>965</b>	<b>878</b>						1	1	<b>100%</b>
MICHOACAN	JUNGAPEO		<b>995</b>	<b>883</b>						1	1	<b>100%</b>
MICHOACAN	PENJAMILLO		<b>998</b>	<b>884</b>						1	1	<b>100%</b>
MORELOS	MAZATEPEC		<b>1002</b>	<b>886</b>						1	1	<b>100%</b>
OAXACA	SAN PEDRO MIXTEPEC DISTR. 26		<b>1021</b>	<b>888</b>						1	1	<b>100%</b>

OAXACA	SANTO DOMINGO INGENIO		<b>1031</b>	<b>889</b>				1	1				100%
PUEBLA	SAN JERONIMO TECUANIPAN		<b>1047</b>	<b>892</b>				1	1				100%
SAN LUIS POTOSI	SAN ANTONIO		<b>1064</b>	<b>895</b>				1	1				100%
TAMAULIPAS	HIDALGO		<b>1074</b>	<b>896</b>				1	1				100%
VERACRUZ	AYAHUALULCO		<b>1086</b>	<b>897</b>				1	1				100%
VERACRUZ	IXHUATLAN DEL CAFE		<b>1092</b>	<b>898</b>				1	1				100%
VERACRUZ	TEXCATEPEC		<b>1101</b>	<b>900</b>				1	1				100%
CHIAPAS	ACAPETAHUA	<b>613</b>		<b>907</b>				2		1			100%
HIDALGO	AJACUBA	<b>636</b>		<b>910</b>				2		1			100%
MICHOACAN	CHARAPAN	<b>669</b>		<b>913</b>				2		1			100%
VERACRUZ	TEOCELO	<b>737</b>		<b>916</b>				2		1			100%
VERACRUZ	ZARAGOZA	<b>738</b>		<b>917</b>				2		1			100%
CHIAPAS	CHICOASEN	<b>749</b>		<b>921</b>				1		1			100%
COAHUILA	GENERAL CEPEDA	<b>780</b>		<b>925</b>				1		1			100%
GUERRERO	COPALA	<b>797</b>		<b>928</b>				1		1			100%
GUERRERO	CUAUTEPEC	<b>799</b>		<b>929</b>				1		1			100%
JALISCO	TECHALUTA DE MONTENEGRO	<b>842</b>		<b>933</b>				1		1			100%
OAXACA	SAN ANDRES HUAXPALTEPEC	<b>903</b>		<b>936</b>				1		1			100%
PUEBLA	CUETZALAN DEL PROGRESO	<b>932</b>		<b>941</b>				1		1			100%
TAMAULIPAS	JIMENEZ	<b>968</b>		<b>944</b>				1		1			100%
VERACRUZ	TANCOCO	<b>1013</b>		<b>949</b>				1		1			100%
AGUASCALIENTES	DESCONOCIDO			<b>953</b>						1			100%
BAJA CALIFORNIA	ECATEPEC DE MORELOS			<b>954</b>						1			100%
CHIAPAS	BEJUCAL DE OCAMPO			<b>956</b>						1			100%
CHIAPAS	FRONTERA HIDALGO			<b>957</b>						1			100%
CHIAPAS	LARRAINZAR			<b>958</b>						1			100%
CHIAPAS	MEZCALAPA			<b>960</b>						1			100%
CHIAPAS	TUXTLA CHICO			<b>962</b>						1			100%
CHIHUAHUA	BALLEZA			<b>964</b>						1			100%
CHIHUAHUA	CARICHI			<b>965</b>						1			100%
CHIHUAHUA	GUADALUPE Y CALVO			<b>966</b>						1			100%
CHIHUAHUA	PRAXEDIS G. GUERRERO			<b>968</b>						1			100%
COAHUILA	ABASOLO			<b>970</b>						1			100%
COAHUILA	GUERRERO			<b>971</b>						1			100%
COAHUILA	VIESCA			<b>972</b>						1			100%
GUERRERO	COAHUAYUTLA DE JOSE MARIA IZA			<b>975</b>						1			100%
GUERRERO	ZITLALA			<b>977</b>						1			100%
HIDALGO	CHAPANTONGO			<b>978</b>						1			100%
HIDALGO	CHAPULHUACAN			<b>979</b>						1			100%
HIDALGO	HUAZALINGO			<b>980</b>						1			100%
JALISCO	ATEMAJAC DE BRIZUELA			<b>983</b>						1			100%
JALISCO	MEZQUITIC			<b>985</b>						1			100%
JALISCO	SAN DIEGO DE ALEJANDRIA			<b>986</b>						1			100%
JALISCO	UNION DE TULA			<b>989</b>						1			100%
MEXICO	LUVIANOS			<b>992</b>						1			100%
MEXICO	ZUMPAHUACAN			<b>994</b>						1			100%
MICHOACAN	SENGUIO			<b>997</b>						1			100%
MICHOACAN	SUSUPUATO			<b>998</b>						1			100%
MORELOS	MORELOS			<b>1001</b>						1			100%
NAYARIT	JALA			<b>1004</b>						1			100%
NUEVO LEON	ACAPONETA			<b>1007</b>						1			100%
NUEVO LEON	BUSTAMANTE			<b>1008</b>						1			100%
NUEVO LEON	DOCTOR GONZALEZ			<b>1011</b>						1			100%
OAXACA	CIENEGA DE ZIMATLAN			<b>1013</b>						1			100%
OAXACA	IXTLAN DE JUAREZ			<b>1014</b>						1			100%
OAXACA	MAGDALENA YODOCONO DE PORFIRIO			<b>1015</b>						1			100%
OAXACA	SAN AGUSTIN ETLA			<b>1016</b>						1			100%
OAXACA	SAN FRANCISCO LACHIGOLO			<b>1017</b>						1			100%
OAXACA	SAN JUAN ACHIUTLA			<b>1018</b>						1			100%
OAXACA	SAN JUAN BAUTISTA GUELACHE			<b>1019</b>						1			100%
OAXACA	SAN PABLO COATLAN			<b>1021</b>						1			100%
OAXACA	SANTA CATARINA QUIOQUITANI			<b>1022</b>						1			100%
OAXACA	SANTA CRUZ DE BRAVO			<b>1023</b>						1			100%
OAXACA	TEOTITLAN DEL VALLE			<b>1025</b>						1			100%
PUEBLA	AHUACATLAN			<b>1026</b>						1			100%
PUEBLA	AQUIXTLA			<b>1027</b>						1			100%
PUEBLA	CHINANTLA			<b>1029</b>						1			100%
PUEBLA	CUAYUCA DE ANDRADE			<b>1030</b>						1			100%
PUEBLA	HUEHUETLAN EL CHICO			<b>1032</b>						1			100%
PUEBLA	JUAN GALINDO			<b>1033</b>						1			100%
PUEBLA	SAN NICOLAS LOS RANCHOS			<b>1039</b>						1			100%
PUEBLA	TEOPANTLAN			<b>1040</b>						1			100%
PUEBLA	XOCHIAPULCO			<b>1041</b>						1			100%
SAN LUIS POTOSI	CHARCAS			<b>1043</b>						1			100%
SAN LUIS POTOSI	MOCTEZUMA			<b>1044</b>						1			100%
SAN LUIS POTOSI	NARANJO EL			<b>1045</b>						1			100%
SINALOA	CARDENAS			<b>1047</b>						1			100%
SONORA	ALTAR			<b>1048</b>						1			100%
SONORA	MOCTEZUMA			<b>1049</b>						1			100%
SONORA	SAN IGNACIO RIO MUERTO			<b>1051</b>						1			100%
TAMAULIPAS	GUERRERO			<b>1053</b>						1			100%
TLAXCALA	SAN JERONIMO ZACUALPAN			<b>1055</b>						1			100%
VERACRUZ	ATZACAN			<b>1057</b>						1			100%
VERACRUZ	COLIPA			<b>1058</b>						1			100%

VERACRUZ	JAMAPA			1060					1			100%
VERACRUZ	RAFAEL LUCIO			1062					1			100%
VERACRUZ	SALTABARRANCA			1063					1			100%
YUCATAN	CALOTMUL			1064					1			100%
YUCATAN	PANABA			1065					1			100%
ZACATECAS	GENARO CODINA			1067					1			100%
CHIHUAHUA	GUADALUPE	459	242					4	17			100%
DURANGO	TAMAZULA	410	450					5	5			100%
CHIAPAS	BOCHIL	523	468					3	5			100%
CHIAPAS	FRONTERA COMALAPA	524	469					3	5			100%
JALISCO	CIHUATLAN	825	532					1	4			100%
DURANGO	SAN JUAN DEL RIO	355	551					7	3			100%
GUANAJUATO	VICTORIA	466	565					4	3			100%
JALISCO	CUAUTLA	476	568					4	3			100%
OAXACA	PINOTEPA DE DON LUIS	575	578					3	3			100%
BAJA CALIFORNIA SUR	MULEGE			608					3			100%
OAXACA	VILLA DE TAMAZULAPAM DEL PROGR			617					3			100%
TAMAULIPAS	GONZALEZ	596	667					3	2			100%
CHIHUAHUA	NAMIQUIPA	772	695					1	2			100%
PUEBLA	ACTEOPAN	922	712					1	2			100%
PUEBLA	CHAPULCO	926	713					1	2			100%
PUEBLA	TLACUILOTEPEC	946	716					1	2			100%
VERACRUZ	APAZAPAN	987	721					1	2			100%
VERACRUZ	PLATON SANCHEZ	1007	729					1	2			100%
CHIAPAS	ANGEL ALBINO CORZO			731					2			100%
CHIHUAHUA	CASAS GRANDES			733					2			100%
GUERRERO	GENERAL HELIODORO CASTILLO			738					2			100%
JALISCO	JIOTLAN DE LOS DOLORES			741					2			100%
OAXACA	HUAHUTLA DE JIMENEZ			754					2			100%
OAXACA	SAN JERONIMO TLACOCCHAHUAYA			755					2			100%
OAXACA	SAN PEDRO Y SAN PABLO TEPOSCOL			756					2			100%
PUEBLA	CHIGNAUTLA			760					2			100%
PUEBLA	HUEYTAMALCO			764					2			100%
PUEBLA	QUIMIXTLAN			767					2			100%
PUEBLA	VICENTE GUERRERO			770					2			100%
TAMAULIPAS	GOMEZ FARIAS			775					2			100%
VERACRUZ	TEQUILA			784					2			100%
VERACRUZ	TLALNELHUAYOCAN			785					2			100%
TAMAULIPAS	LLERA	597	818					3	1			100%
BAJA CALIFORNIA SUR	DESCONOCIDO	611	821					2	1			100%
GUERRERO	AHUACUOTZINGO	628	824					2	1			100%
TLAXCALA	ATLZAYANCA	723	852					2	1			100%
VERACRUZ	CHALMA	731	853					2	1			100%
CHIAPAS	ALDAMA	747	856					1	1			100%
CHIAPAS	HUEHUETAN	753	858					1	1			100%
CHIAPAS	TILA	764	861					1	1			100%
DURANGO	TEPEHUANES	787	865					1	1			100%
GUERRERO	AJUCHITLAN DEL PROGRESO	794	867					1	1			100%
GUERRERO	IXCATEOPAN DE CUAUHEMOC	803	871					1	1			100%
GUERRERO	JOSE JOAQUIN DE HERRERA	804	872					1	1			100%
JALISCO	TALPA DE ALLENDE	840	878					1	1			100%
MEXICO	ZACAZONAPAN	862	887					1	1			100%
NUEVO LEON	RAMONES LOS	892	896					1	1			100%
OAXACA	PUTLA VILLA DE GUERRERO	901	898					1	1			100%
OAXACA	SANTA MARIA ZACATEPEC	914	901					1	1			100%
PUEBLA	ALJOJUCA	923	902					1	1			100%
PUEBLA	PIAXTLA	937	906					1	1			100%
PUEBLA	TEPEMAXALCO	942	909					1	1			100%
PUEBLA	TEPEYAHUALCO DE CUAUHEMOC	944	911					1	1			100%
TAMAULIPAS	DESCONOCIDO	967	915					1	1			100%
TLAXCALA	ACUAMANALA DE MIGUEL HIDALGO	972	917					1	1			100%
TLAXCALA	IXTENCO	977	918					1	1			100%
VERACRUZ	REYES LOS	1010	923					1	1			100%
ZACATECAS	CADITA DE FELIPE PESCADOR	1024	925					1	1			100%
ZACATECAS	SAIN ALTO	1033	928					1	1			100%
CALIFORNIA	DESCONOCIDO			932					1			100%
CHIAPAS	BOSQUE EL			934					1			100%
CHIAPAS	CACAHOATAN			935					1			100%
CHIAPAS	OCOTEPEC			936					1			100%
CHIAPAS	TENEJAPA			938					1			100%
CHIHUAHUA	ALLENDE			940					1			100%
CHIHUAHUA	SAN FRANCISCO DEL ORO			945					1			100%
COAHUILA	ESCOBEDO			947					1			100%
COLIMA	COMALA			951					1			100%
DURANGO	PANUCO DE CORONADO			952					1			100%
DURANGO	PEDON BLANCO			953					1			100%
GUERRERO	ATLAMAJALCINGO DEL MONTE			960					1			100%
GUERRERO	ATLIXTAC			961					1			100%
GUERRERO	AZOYU			963					1			100%
GUERRERO	CUALAC			964					1			100%
GUERRERO	JUCHITAN			966					1			100%
GUERRERO	TECOANAPA			967					1			100%
HIDALGO	LOLOTLA			969					1			100%
HIDALGO	TENANGO DE DORIA			970					1			100%



HIDALGO	TIANGUISTENGO	971				1				100%
JALISCO	ATOYAC	973				1				100%
JALISCO	CABO CORRIENTES	974				1				100%
JALISCO	CONCEPCION DE BUENOS AIRES	975				1				100%
JALISCO	ZAPOTITLAN DE VADILLO	982				1				100%
MICHOACAN	APORO	990				1				100%
MICHOACAN	EPITACIO HUERTA	994				1				100%
OAXACA	IXPANTEPEC NIEVES	1009				1				100%
OAXACA	SAN AGUSTIN LOXICHA	1011				1				100%
OAXACA	SAN BALTAZAR CHICHICAPAM	1012				1				100%
OAXACA	SAN BARTOLO SOYALTEPEC	1013				1				100%
OAXACA	SAN BARTOLOME ZOOGOCHO	1014				1				100%
OAXACA	SAN BERNARDO MIXTEPEC	1015				1				100%
OAXACA	SAN FELIPE USILA	1016				1				100%
OAXACA	SAN FRANCISCO TELIXTLAHUCA	1017				1				100%
OAXACA	SAN JERONIMO TAVICHE	1018				1				100%
OAXACA	SAN PABLO VILLA DE MITLA	1020				1				100%
OAXACA	SAN PEDRO TOTOLAPA	1022				1				100%
OAXACA	SANTA ANA	1023				1				100%
OAXACA	SANTA CRUZ XITLA	1024				1				100%
OAXACA	SANTA LUCIA OCOTLAN	1025				1				100%
OAXACA	SANTA MAGDALENA JICOTLAN	1026				1				100%
OAXACA	SANTA MARIA XADANI	1027				1				100%
OAXACA	SANTA MARIA YOLOTEPEC	1028				1				100%
OAXACA	SANTIAGO HUAJOLOTITLAN	1029				1				100%
OAXACA	SANTIAGO TILLO	1030				1				100%
OAXACA	TAMAZULACAM DEL ESPIRITU SANTO	1032				1				100%
OAXACA	TEOTITLAN DE FLORES MAGON	1033				1				100%
PUEBLA	AHUEHUETITLA	1035				1				100%
PUEBLA	ALTEPEXI	1036				1				100%
PUEBLA	EPATLAN	1040				1				100%
PUEBLA	IXCAMILPA DE GUERRERO	1041				1				100%
PUEBLA	MAGDALENA TLATLAUQUITEPEC LA	1043				1				100%
PUEBLA	SAN JOSE MIAHUATLAN	1048				1				100%
PUEBLA	TEPEXCO	1051				1				100%
PUEBLA	TETELA DE OCAMPO	1052				1				100%
PUEBLA	TETELES DE AVILA CASTILLO	1053				1				100%
PUEBLA	TOCHIMILCO	1056				1				100%
PUEBLA	XOCHITLAN TODOS SANTOS	1057				1				100%
PUEBLA	YAONAHUAC	1058				1				100%
QUERETARO	LANDA DE MATAMOROS	1059				1				100%
QUINTANA ROO	QUERETARO	1060				1				100%
SAN LUIS POTOSI	MATLAPA	1063				1				100%
SAN LUIS POTOSI	SAN CIRO DE ACOSTA	1065				1				100%
SAN LUIS POTOSI	VILLA DE GUADALUPE	1066				1				100%
SAN LUIS POTOSI	VILLA JUAREZ	1067				1				100%
SONORA	NACO	1069				1				100%
SONORA	SOYOPA	1071				1				100%
TAMAULIPAS	GUSTAVO DIAZ ORDAZ	1073				1				100%
TAMAULIPAS	MIQUIHUANA	1075				1				100%
TAMAULIPAS	OCAMPO	1076				1				100%
TAMAULIPAS	PADILLA	1077				1				100%
TAMAULIPAS	VILLAGRAN	1078				1				100%
TEXAS	SAN ANTONIO	1079				1				100%
TLAXCALA	LAZARO CARDENAS	1080				1				100%
TLAXCALA	TERRENATE	1083				1				100%
VERACRUZ	BENITO JUAREZ	1087				1				100%
VERACRUZ	COAHUILTLAN	1088				1				100%
VERACRUZ	COETZALA	1089				1				100%
VERACRUZ	HUAYACOCOTLA	1091				1				100%
VERACRUZ	TAMIAHUA	1100				1				100%
YUCATAN	CHOCHOLA	1104				1				100%
YUCATAN	CONKAL	1105				1				100%
ZACATECAS	APULCO	1110				1				100%
ZACATECAS	GENERAL PANFILO NATERA	1111				1				100%
DURANGO	GUADALUPE VICTORIA	461				4				100%
VERACRUZ	CALCAHUALCO	515				4				100%
CHIAPAS	SOLOSUCHIAPA	618				2				100%
GUERRERO	SAN MIGUEL TOTOLAPAN	633				2				100%
OAXACA	ABEJONES	688				2				100%
OAXACA	SANTA MARIA TONAMECA	697				2				100%
TAMAULIPAS	GUEMEZ	722				2				100%
VERACRUZ	NARANJAL	733				2				100%
BAJA CALIFORNIA SUR	LORETO	743				1				100%
CHIAPAS	ACALA	746				1				100%
CHIAPAS	METAPA	757				1				100%
CHIAPAS	SILTEPEC	762				1				100%
CHIHUAHUA	OCAMPO	773				1				100%
CHIHUAHUA	ROSARIO	774				1				100%
CHIHUAHUA	SAUCILLO	775				1				100%
COAHUILA	OCAMPO	782				1				100%
GUANAJUATO	SANTIAGO MARAVATIO	793				1				100%
GUERRERO	ALPOYECA	795				1				100%
GUERRERO	COPALILLO	798				1				100%

GUERRERO	MARTIR DE CUILAPAN	805					1					100%
GUERRERO	PEDRO ASCENCIO ALQUISIRAS	807					1					100%
HIDALGO	TLAHUILTEPA	822					1					100%
JALISCO	ATENGO	823					1					100%
JALISCO	CUQUIO	827					1					100%
JALISCO	MIXTLAN	832					1					100%
JALISCO	SAN MARCOS	838					1					100%
JALISCO	TEOCUITATLAN DE CORONA	843					1					100%
MICHOACAN	CHUCANDIRO	865					1					100%
MORELOS	JILOTEPEC	882					1					100%
NAYARIT	DEL NAYAR	885					1					100%
NUEVO LEON	ITURBIDE	891					1					100%
OAXACA	MAGDALENA MIXTEPEC	899					1					100%
OAXACA	SAN FELIPE JALAPA DE DIAZ	904					1					100%
OAXACA	SAN PEDRO HUAMELULA	907					1					100%
OAXACA	SAN SEBASTIAN ABASOLO	910					1					100%
OAXACA	SANTA CRUZ ACATEPEC	911					1					100%
OAXACA	SANTIAGO TENANGO	918					1					100%
OAXACA	SANTIAGO TEPEXTLA	919					1					100%
OAXACA	TEPELMEME VILLA DE MORELOS	920					1					100%
OAXACA	TRINIDAD ZAACHILA	921					1					100%
PUEBLA	CHICHQUIILA	927					1					100%
PUEBLA	COHETZALA	930					1					100%
PUEBLA	HUATLATLAUCA	935					1					100%
PUEBLA	IXTACAMAXTITLAN	936					1					100%
SAN LUIS POTOSI	RAYON	954					1					100%
SONORA	ACONCHI	959					1					100%
SONORA	GENERAL PLUTARCO ELIAS CALLES	962					1					100%
TLAXCALA	BENITO JUAREZ	974					1					100%
TLAXCALA	SAN LORENZO AXOCOMANITLA	979					1					100%
VERACRUZ	HIGO EL	996					1					100%
VERACRUZ	OZULUAMA DE MASCAREAS	1004					1					100%
VERACRUZ	TEPETZINTLA	1016					1					100%
VERACRUZ	YECUATLA	1019					1					100%
YUCATAN	MANI	1021					1					100%
YUCATAN	MOTUL	1023					1					100%
ZACATECAS	CHALCHIHUITES	1025					1					100%
ZACATECAS	VILLANUEVA	1036					1					100%
<b>TOTAL GENERAL SECTOR ASEGURADOR</b>												
<b>42272 45020 42951 35816 29905 -17%</b>												
TOTAL DE MUNICIPIOS A NIVEL NACIONAL, ene-junio de cada año		1036	1117	1069	1043	1028						
INCREMENTO %, DE CANTIDAD DE MUNICIPIOS CON ROBO			8%	-4%	-2%	-1%						



VEHÍCULOS ROBADOS AL SECTOR ASEGURADOR A NIVEL NACIONAL, **POR MODELO**, DURANTE EL PERIODO 01/01/2021-30/06/2021 Y SU COMPORTAMIENTO DURANTE EL MISMO PERIODO DE 2020, ORDENADO POR MODELO.

MODELO	TOTAL NACIONAL POR MODELO									
	CON VIOLENCIA			ESTACIONADO			TOTAL			% DEL TOT.
	2020	2021	% DE INCR.	2020	2021	% DE INCR.	2020	2021	% DE INCR.	
1953	1		-100%			100%	1	0	-100%	0%
1966	1		-100%			100%	1	0	-100%	0%
1968			100%		1	100%	0	1	100%	0%
1973		1	100%	1		-100%	1	1	0%	0%
1974	1		-100%	1		-100%	2	0	-100%	0%
1975	1	2	100%	1	1	0%	2	3	50%	0%
1976			100%	1		-100%	1	0	-100%	0%
1977			100%		1	100%	0	1	100%	0%
1978	2	1	-50%			100%	2	1	-50%	0%
1979		1	100%	1		-100%	1	1	0%	0%
1980	3	5	67%	3	2	-33%	6	7	17%	0%
1981	8	1	-88%	1		-100%	9	1	-89%	0%
1982	4		-100%	2	2	0%	6	2	-67%	0%
1983			100%	1		-100%	1	0	-100%	0%
1984	2	3	50%	3		-100%	5	3	-40%	0%
1985	5	2	-60%	5	1	-80%	10	3	-70%	0%
1986		1	100%	2	1	-50%	2	2	0%	0%
1987	5		-100%	4	3	-25%	9	3	-67%	0%
1988	5	1	-80%	10	5	-50%	15	6	-60%	0%
1989	5	5	0%	17	5	-71%	22	10	-55%	0%
1990	3	10	233%	21	12	-43%	24	22	-8%	0%
1991	11	12	9%	31	16	-48%	42	28	-33%	0%
1992	14	12	-14%	39	34	-13%	53	46	-13%	0%
1993	14	8	-43%	42	33	-21%	56	41	-27%	0%
1994	21	12	-43%	69	45	-35%	90	57	-37%	0%
1995	21	13	-38%	60	52	-13%	81	65	-20%	0%
1996	19	13	-32%	48	45	-6%	67	58	-13%	0%
1997	24	20	-17%	99	93	-6%	123	113	-8%	0%
1998	55	26	-53%	147	117	-20%	202	143	-29%	0%
1999	52	39	-25%	154	87	-44%	206	126	-39%	0%
2000	86	51	-41%	259	165	-36%	345	216	-37%	1%
2001	102	73	-28%	236	164	-31%	338	237	-30%	1%
2002	72	69	-4%	191	141	-26%	263	210	-20%	1%
2003	85	65	-24%	157	141	-10%	242	206	-15%	1%
2004	110	105	-5%	220	152	-31%	330	257	-22%	1%
2005	178	121	-32%	254	195	-23%	432	316	-27%	1%
2006	208	168	-19%	321	233	-27%	529	401	-24%	1%
2007	245	212	-13%	361	241	-33%	606	453	-25%	2%
2008	366	272	-26%	340	279	-18%	706	551	-22%	2%
2009	358	246	-31%	296	242	-18%	654	488	-25%	2%
2010	335	251	-25%	275	217	-21%	610	468	-23%	2%
2011	483	321	-34%	357	291	-18%	840	612	-27%	2%
2012	637	469	-26%	424	342	-19%	1061	811	-24%	3%
2013	781	615	-21%	511	433	-15%	1292	1048	-19%	4%
2014	972	651	-33%	673	536	-20%	1645	1187	-28%	4%
2015	1371	1042	-24%	777	686	-12%	2148	1728	-20%	6%
2016	2078	1536	-26%	956	803	-16%	3034	2339	-23%	8%
2017	2975	2105	-29%	1378	1238	-10%	4353	3343	-23%	11%
2018	3853	2572	-33%	1752	1454	-17%	5605	4026	-28%	13%
2019	4139	2454	-41%	2093	1462	-30%	6232	3916	-37%	13%
2020	2333	2957	27%	1163	1602	38%	3496	4559	30%	15%
2021	13	1216	9254%	4	546	13550%	17	1762	10265%	6%
2022		17	100%		10	100%	0	27	100%	0%
<b>TOTAL GENERAL</b>	<b>22,057</b>	<b>17,776</b>	<b>-19%</b>	<b>13,761</b>	<b>12,129</b>	<b>-12%</b>	<b>35,818</b>	<b>29,905</b>	<b>-17%</b>	<b>100%</b>
<b>PORCENTAJE DE PARTICIPACIÓN POR TIPO DE ROBO Y POR AÑO.</b>	<b>62%</b>	<b>59%</b>		<b>38%</b>	<b>41%</b>					

**VEHÍCULOS ROBADOS AL SECTOR ASEGURADOR A NIVEL NACIONAL, POR TIPO DE TRANSPORTE, DURANTE EL PERIODO 01/01/2021-30/06/2021 Y SU COMPORTAMIENTO DURANTE EL MISMO PERIODO DE 2020.**

TIPO DE TRANSPORTE	TOTAL SECTOR									
	CON VIOLENCIA			ESTACIONADO			TOTAL			% DEL TOT.
	2020	2021	% DE INCR.	2020	2021	% DE INCR.	2020	2021	% DE INCR.	
AUTOMOVILES	14,208	11,466	-19%	8,249	7,993	-3%	22,457	19,459	-13%	65%
COLECTIVO	2	9	350%	1	3	200%	3	12	300%	0%
MICROBUS	1		-100%	2		-100%	3	0	-100%	0%
MOTOCICLETAS	1,198	873	-27%	1,782	989	-45%	2,980	1,862	-38%	6%
OTROS	14	4	-71%	4	1	-75%		5	100%	0%
<b>SUBTOTAL (EQUIPO LIGERO)</b>	<b>15,423</b>	<b>12,352</b>	<b>-20%</b>	<b>10,038</b>	<b>8,986</b>	<b>-10%</b>	<b>25,443</b>	<b>21,338</b>	<b>-16%</b>	<b>71%</b>
AUTOBUS	12	19	58%	6	5	-17%	18	24	33%	0%
COMERCIAL	4,110	3,336	-19%	2,387	2,139	-10%	6,497	5,475	-16%	18%
CAMION HASTA 6.5 TON.	45	42	-7%	12	8	-33%	57	50	-12%	0%
CAMION HASTA 7.5 TON.	35	20	-43%	9	8	-11%	44	28	-36%	0%
CAMION HASTA 9.5 TON.	106	101	-5%	62	49	-21%	168	150	-11%	1%
CAMION HASTA 12.5 TON.	141	147	4%	110	104	-5%	251	251	0%	1%
<b>SUBTOTAL (TRANSPORTE DE CARGA)</b>	<b>4,449</b>	<b>3,665</b>	<b>-18%</b>	<b>2,586</b>	<b>2,313</b>	<b>-11%</b>	<b>7,035</b>	<b>5,978</b>	<b>-15%</b>	<b>20%</b>
CAMION MAS DE 12.5 TON.	83	74	-11%	61	42	-31%	144	116	-19%	0%
SEMIRREMOLQUES	990	763	-23%	481	327	-32%	1,471	1,090	-26%	4%
TRACTOCAMIONES	1,112	922	-17%	595	461	-23%	1,707	1,383	-19%	5%
<b>SUBTOTAL (EQUIPO PESADO)</b>	<b>2,185</b>	<b>1,759</b>	<b>-19%</b>	<b>1,137</b>	<b>830</b>	<b>-27%</b>	<b>3,322</b>	<b>2,589</b>	<b>-22%</b>	<b>9%</b>
<b>TOTAL GENERAL</b>	<b>22,057</b>	<b>17,776</b>	<b>-19%</b>	<b>13,761</b>	<b>12,129</b>	<b>-12%</b>	<b>35,800</b>	<b>29,905</b>	<b>-16%</b>	<b>100%</b>

Oficina Coordinadora de Riesgos Asegurados, S.C.

# VEHÍCULOS DEL SECTOR ASEGURADOR

## Robados y Recuperados

Junio 2021



**ocra**



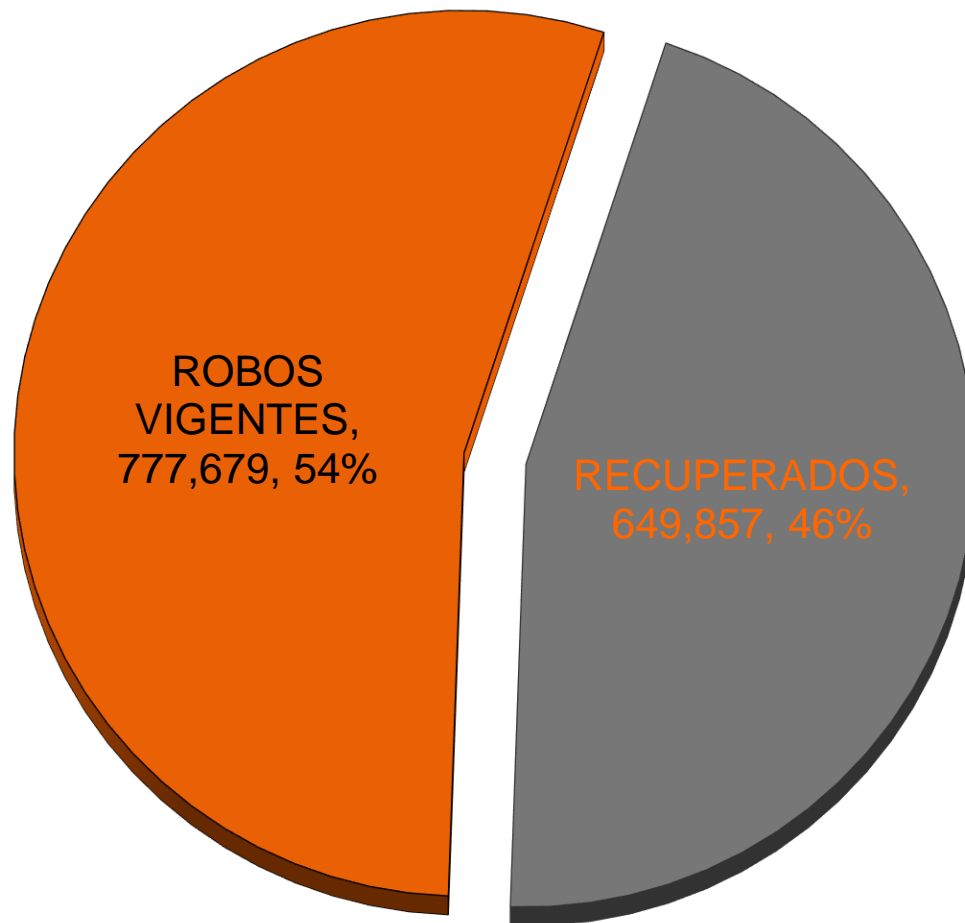
CONTENIDO DE LA BASE DE DATOS,  
SISTEMA OCRA VIRTUAL

1,427,536 REPORTE DE VEHÍCULOS  
ASEGURADOS ROBADOS.

A JUNIO 2021.



## STATUS DE LOS REPORTES





PERIODO: ENERO-JUNIO DE 2020 vs ENERO-JUNIO DE 2021

(actualizado al 30 de junio de 2021)



AMIS

VEHÍCULOS ROBADOS				
ESTADOS	2020	2021	VARIACIÓN	ROBO DIARIO
<b>EDO. DE MÉX.</b>	<b>10,108</b>	<b>9,120</b>	<b>-10%</b>	<b>50</b>
JALISCO	5,215	4,757	-9%	26
<b>CD. DE MÉX.</b>	<b>3,827</b>	<b>2,774</b>	<b>-28%</b>	<b>15</b>
GUANAJUATO	2,321	1,351	-42%	7
PUEBLA	1,891	1,272	-33%	7
VERACRUZ	1,427	1,147	-20%	6
MICHOACAN	1,180	1,029	-13%	6
SINALOA	1,102	972	-12%	5
NUEVO LEON	1,173	947	-19%	5
B. C. NORTE	826	677	-18%	4
QUERETARO	670	658	-2%	4
MORELOS	714	634	-11%	4
S. L. POTOSÍ	471	451	-4%	2
CHIHUAHUA	549	426	-22%	2
TABASCO	783	423	-46%	2
HIDALGO	446	402	-10%	2
AGSCS.	227	317	40%	2
Q. ROO	318	315	-1%	2
GUERRERO	386	313	-19%	2
TAMAULIPAS	351	279	-21%	2
SONORA	296	258	-13%	1
CHIAPAS	254	203	-20%	1
TLAXCALA	224	195	-13%	1
COAHUILA	241	189	-22%	1
OAXACA	253	183	-28%	1
ZACATECAS	105	144	37%	1
DURANGO	99	113	14%	1
COLIMA	91	96	5%	1
NAYARIT	75	67	-11%	0
YUCATAN	76	54	-29%	0
CAMPECHE	59	43	-27%	0
B. C. SUR	50	37	-26%	0
OTROS	8	52	550%	0
<b>T. Nacional</b>	<b>35,816</b>	<b>29,898</b>	<b>-17%</b>	<b>165</b>
<b>PROM. MENSU</b>	<b>5,969</b>	<b>4,983</b>		

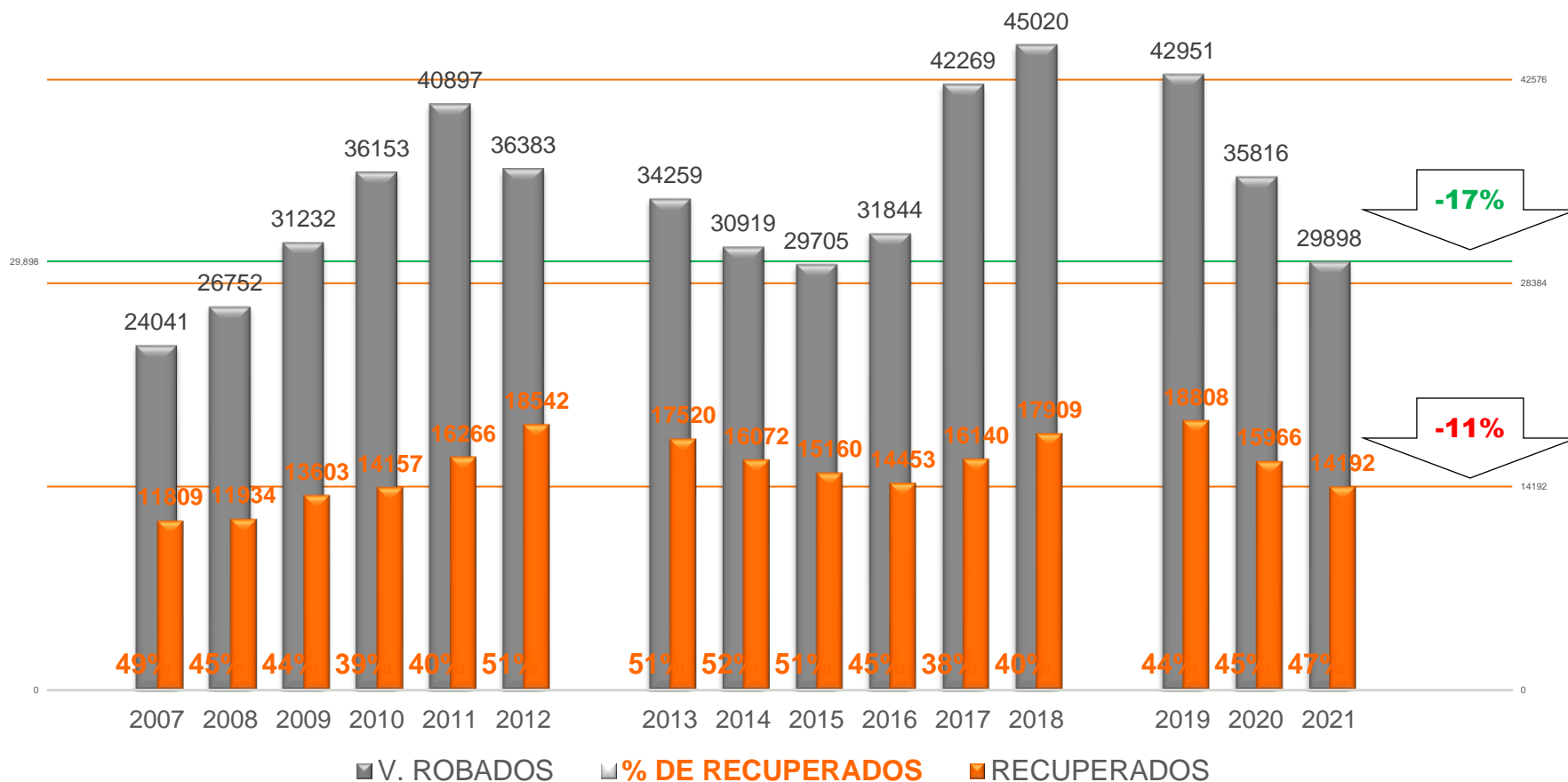
CON VIOLENCIA			
2020	2021	DIF.	
69%	67%	-2%	
57%	47%	-9%	
49%	48%	-1%	
75%	75%	0%	
74%	70%	-4%	
64%	62%	-2%	
72%	73%	1%	
79%	82%	3%	
40%	45%	5%	
38%	38%	-1%	
50%	49%	-1%	
70%	70%	0%	
46%	48%	2%	
30%	33%	3%	
67%	65%	-3%	
59%	58%	-1%	
43%	49%	6%	
29%	36%	7%	
82%	78%	-4%	
67%	62%	-5%	
41%	41%	1%	
53%	61%	8%	
67%	64%	-2%	
45%	36%	-9%	
51%	55%	4%	
72%	76%	3%	
52%	61%	10%	
37%	42%	4%	
43%	61%	19%	
22%	43%	20%	
44%	51%	7%	
24%	27%	3%	
75%	62%	-13%	
62%	59%	-2%	

VEHÍCULOS RECUPERADOS				
ESTADOS	2020	2021	VARIACIÓN	RECUP. DIARIO
<b>EDO. DE MÉX.</b>	<b>2,696</b>	<b>2,343</b>	<b>-13%</b>	<b>13</b>
JALISCO	2,166	1,719	-21%	9
GUANAJUATO	1,423	1,138	-20%	6
PUEBLA	1,224	998	-18%	6
<b>CD. DE MÉX.</b>	<b>1,235</b>	<b>962</b>	<b>-22%</b>	<b>5</b>
VERACRUZ	818	768	-6%	4
MICHOACAN	676	677	0%	4
QUERETARO	455	557	22%	3
NUEVO LEON	720	527	-27%	3
HIDALGO	436	396	-9%	2
SINALOA	332	392	18%	2
B. C. NORTE	352	356	1%	2
GUERRERO	305	317	4%	2
MORELOS	292	285	-2%	2
TABASCO	368	275	-25%	2
S. L. POTOSÍ	287	253	-12%	1
CHIHUAHUA	305	243	-20%	1
TLAXCALA	253	229	-9%	1
TAMAULIPAS	223	210	-6%	1
CHIAPAS	158	207	31%	1
OAXACA	207	163	-21%	1
Q. ROO	148	154	4%	1
COAHUILA	141	151	7%	1
AGSCS.	107	140	31%	1
ZACATECAS	91	136	49%	1
SONORA	116	134	16%	1
DURANGO	84	103	23%	1
NAYARIT	119	98	-18%	1
COLIMA	75	88	17%	0
YUCATAN	40	64	60%	0
CAMPECHE	67	58	-13%	0
B. C. SUR	41	41	0%	0
OTROS	6	10	67%	0
<b>T. Nacional</b>	<b>15,966</b>	<b>14,192</b>	<b>-11%</b>	<b>78</b>
<b>PROM. MENSU</b>	<b>2,661</b>	<b>2,365</b>		

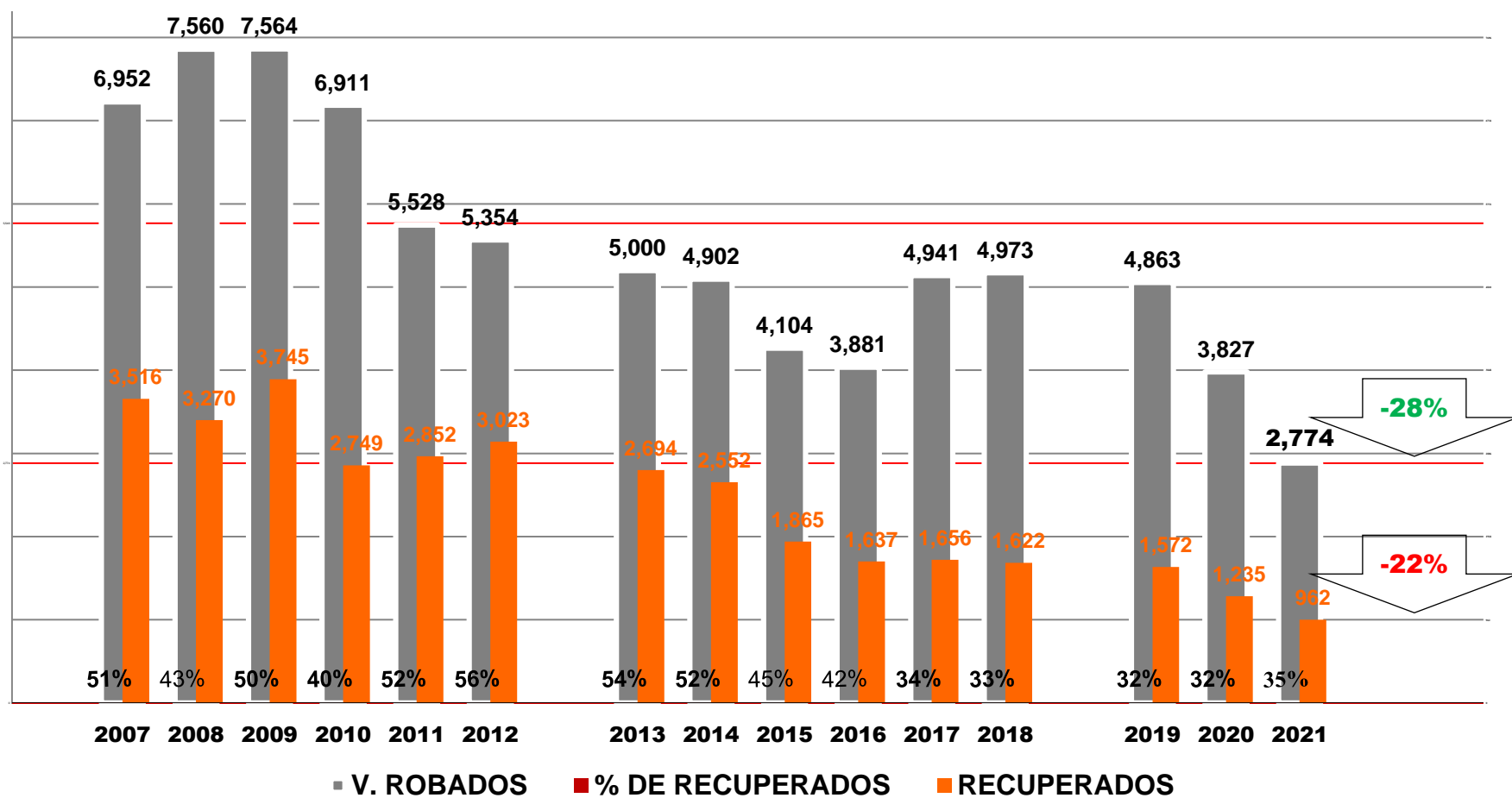




## ENERO A JUNIO DE CADA AÑO TOTAL NACIONAL

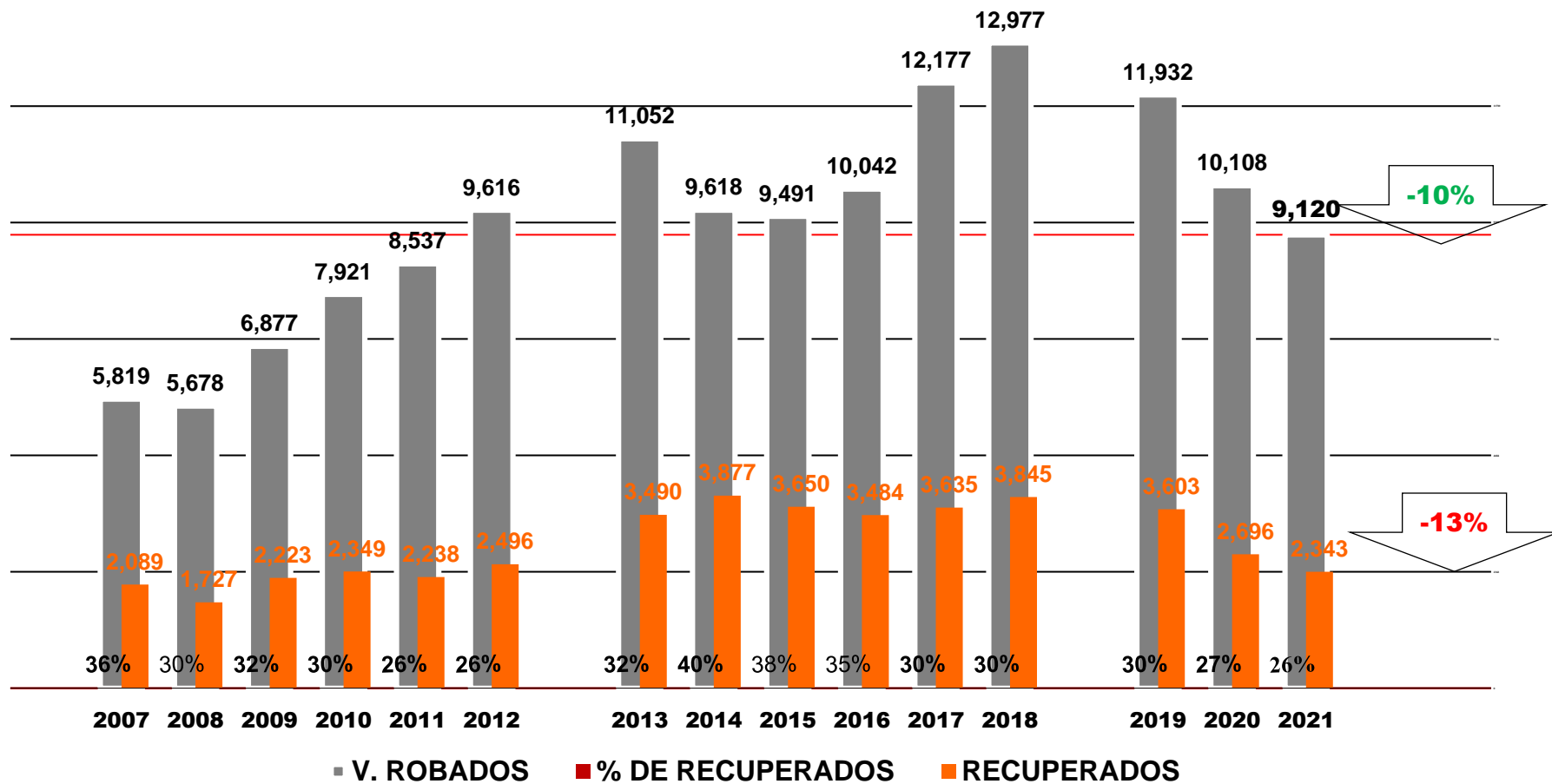


## ENERO A JUNIO DE CADA AÑO CIUDAD DE MÉXICO

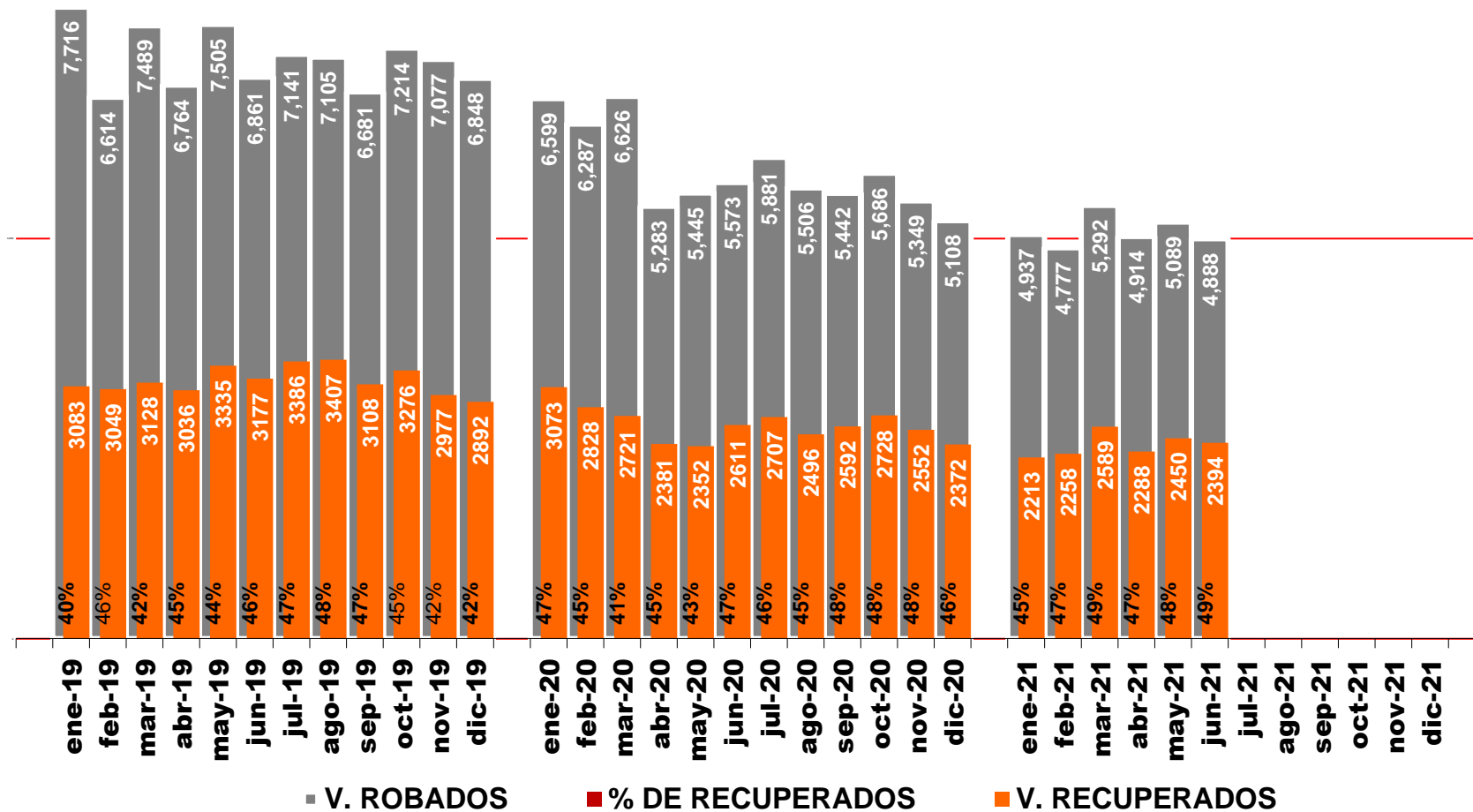




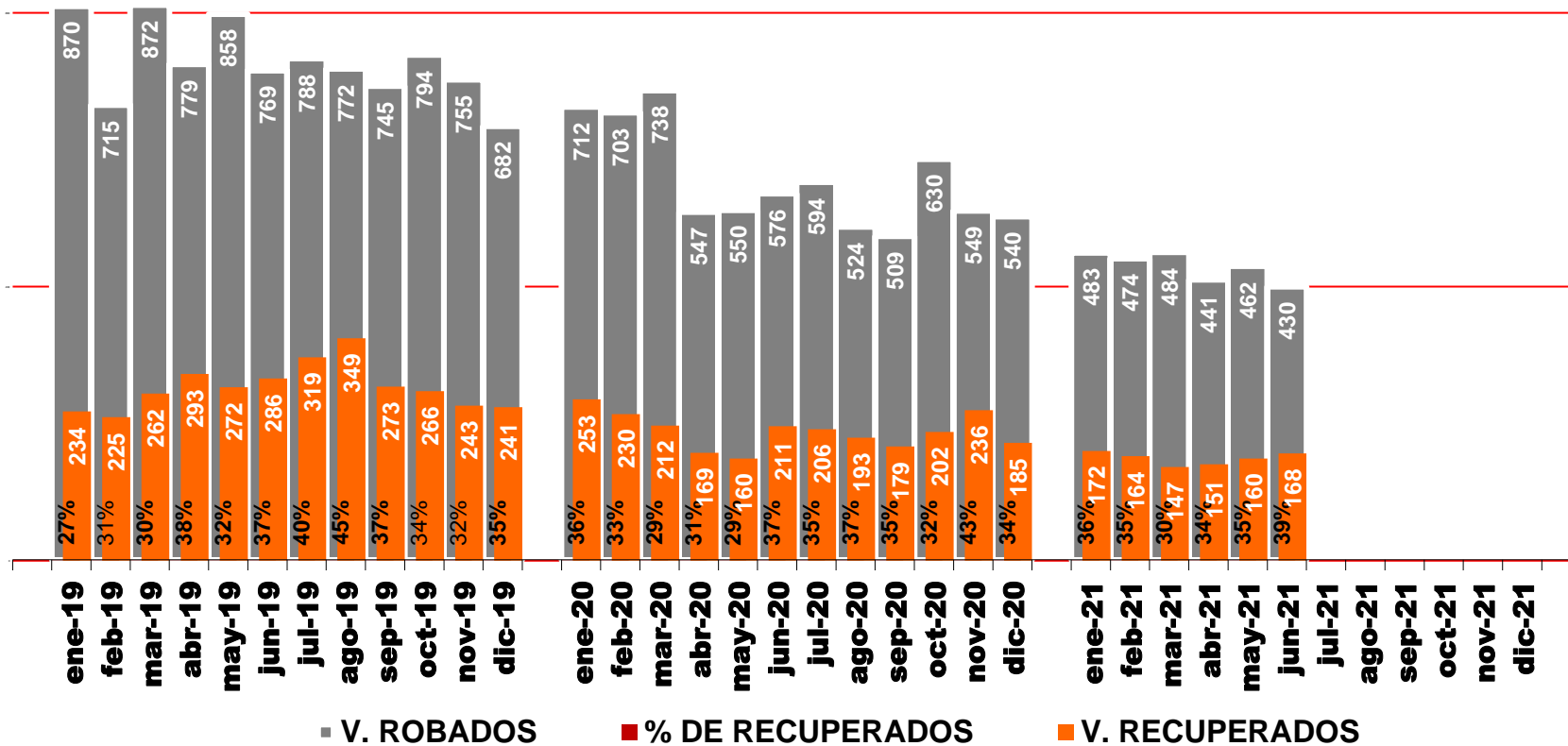
## ENERO A JUNIO DE CADA AÑO EDO. DE MÉXICO



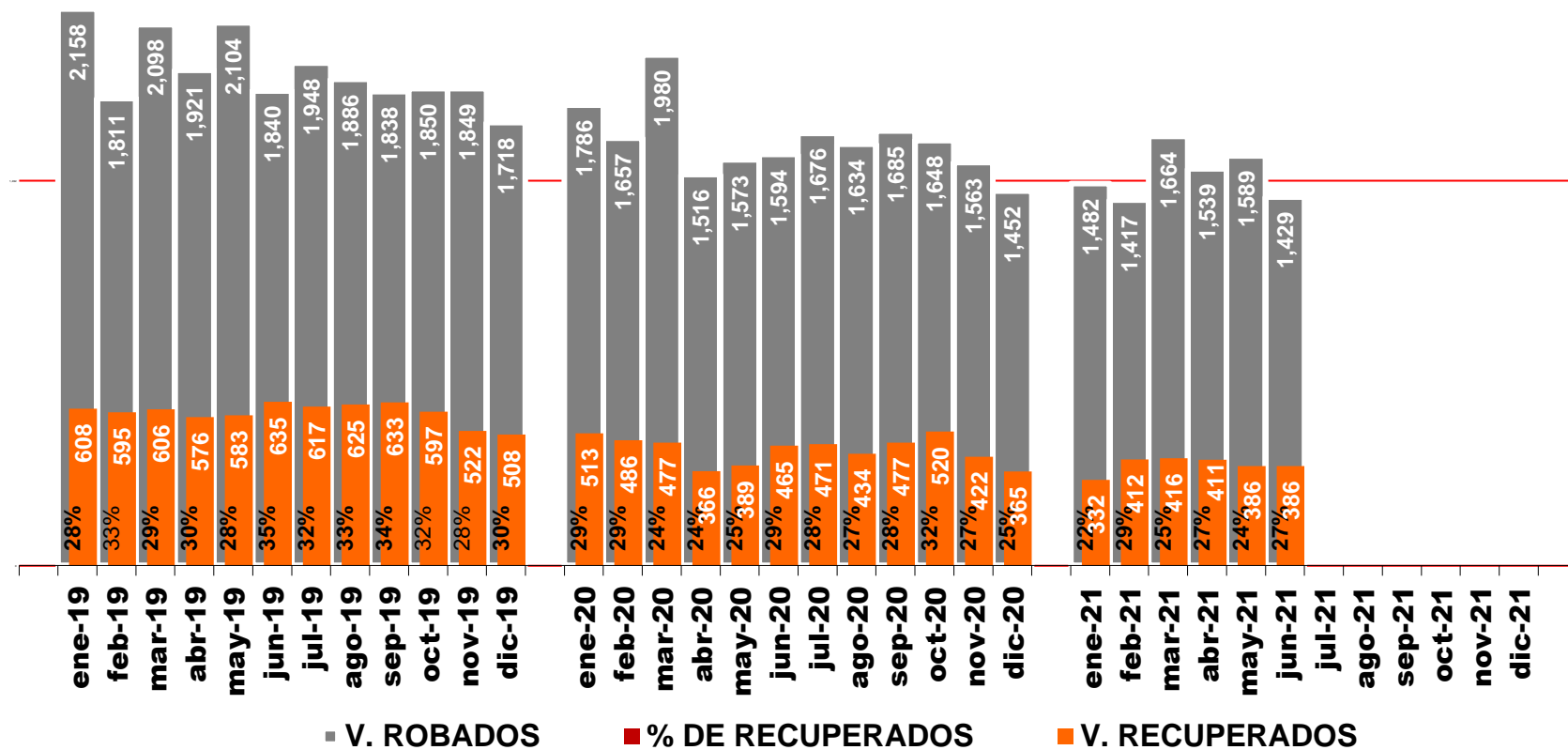
ENERO DE 2019 A JUNIO DE 2021  
TOTAL NACIONAL

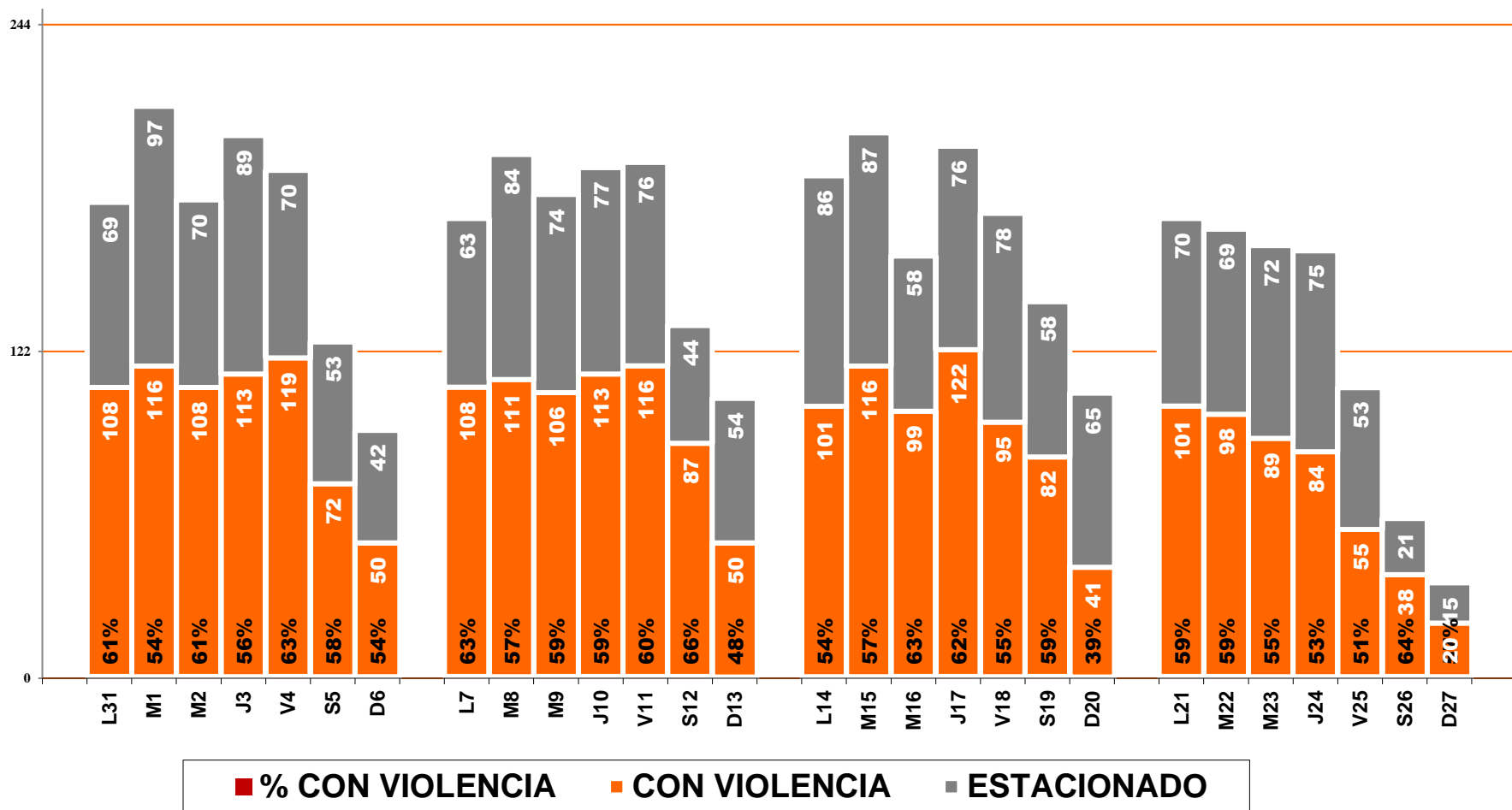


ENERO DE 2019 A JUNIO DE 2021  
CIUDAD DE MÉXICO



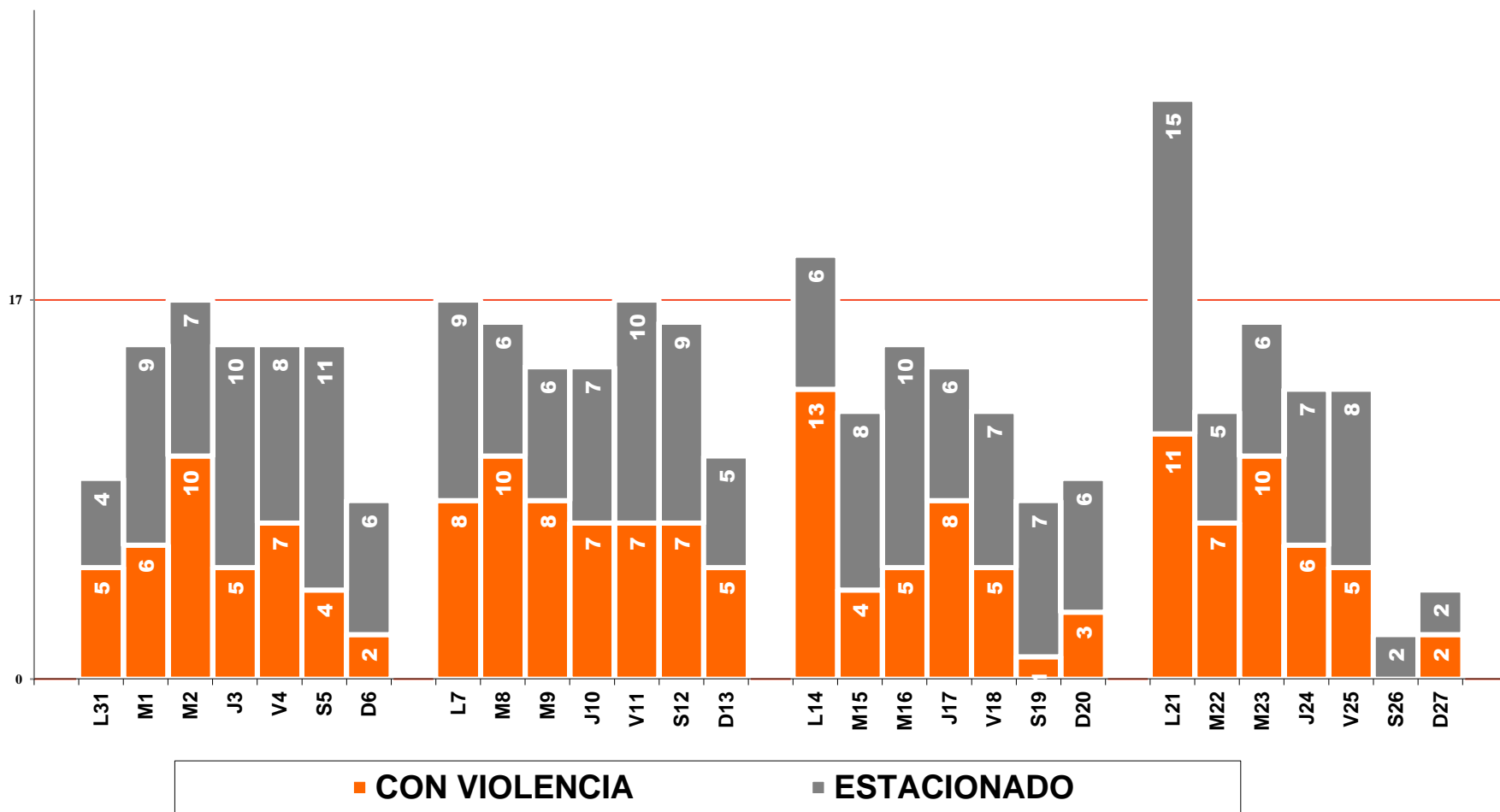
ENERO DE 2019 A JUNIO DE 2021  
EDO. DE MÉXICO





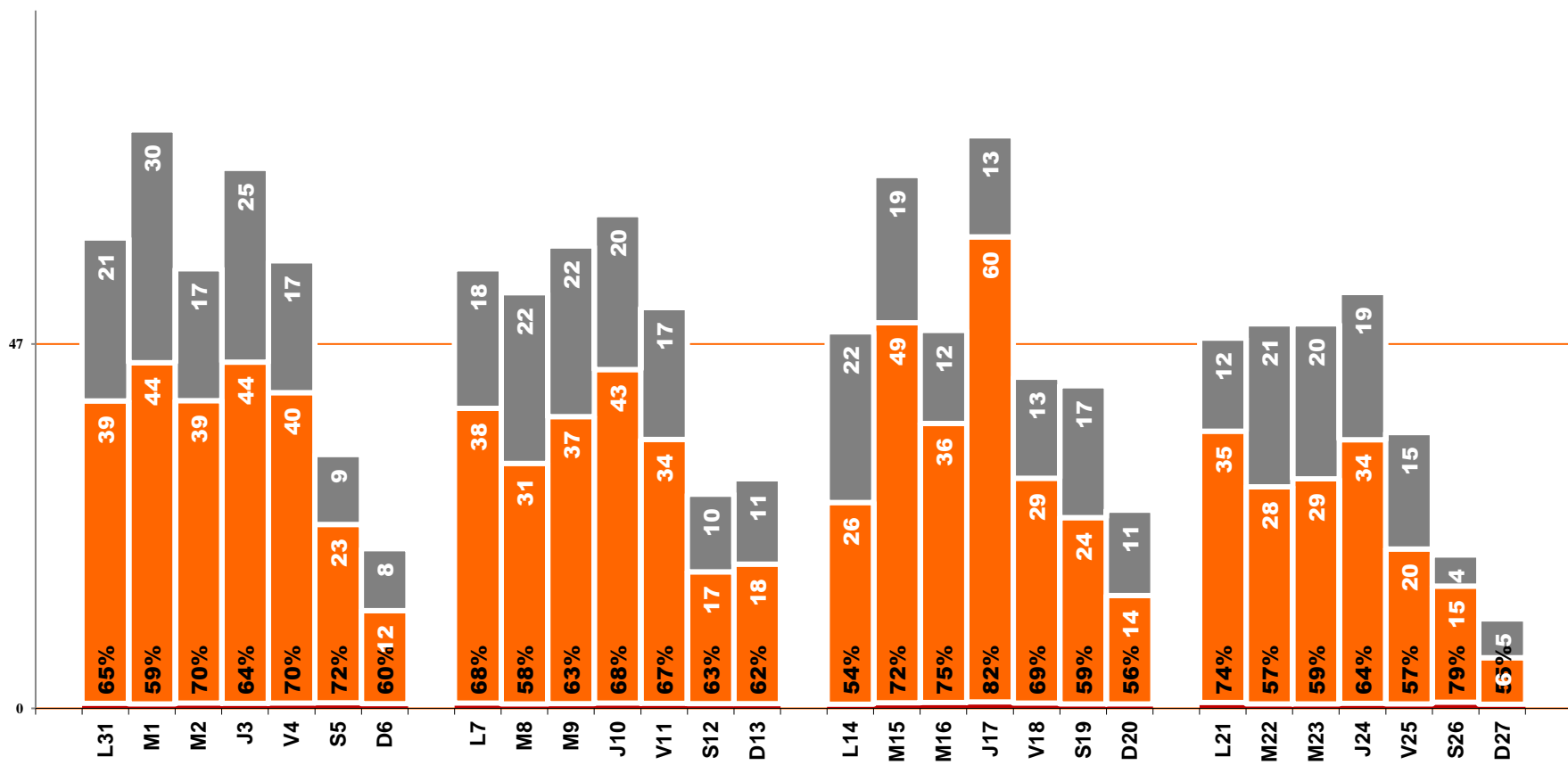
LUNES 31 DE MAYO AL DOMINGO 27 DE JUNIO

POR DÍA DEL MES Y POR SEMANA, JUNIO DE 2021  
CIUDAD DE MÉXICO



LUNES 31 DE MAYO AL DOMINGO 27 DE JUNIO





■ % CON VIOLENCIA   ■ CON VIOLENCIA   ■ ESTACIONADO

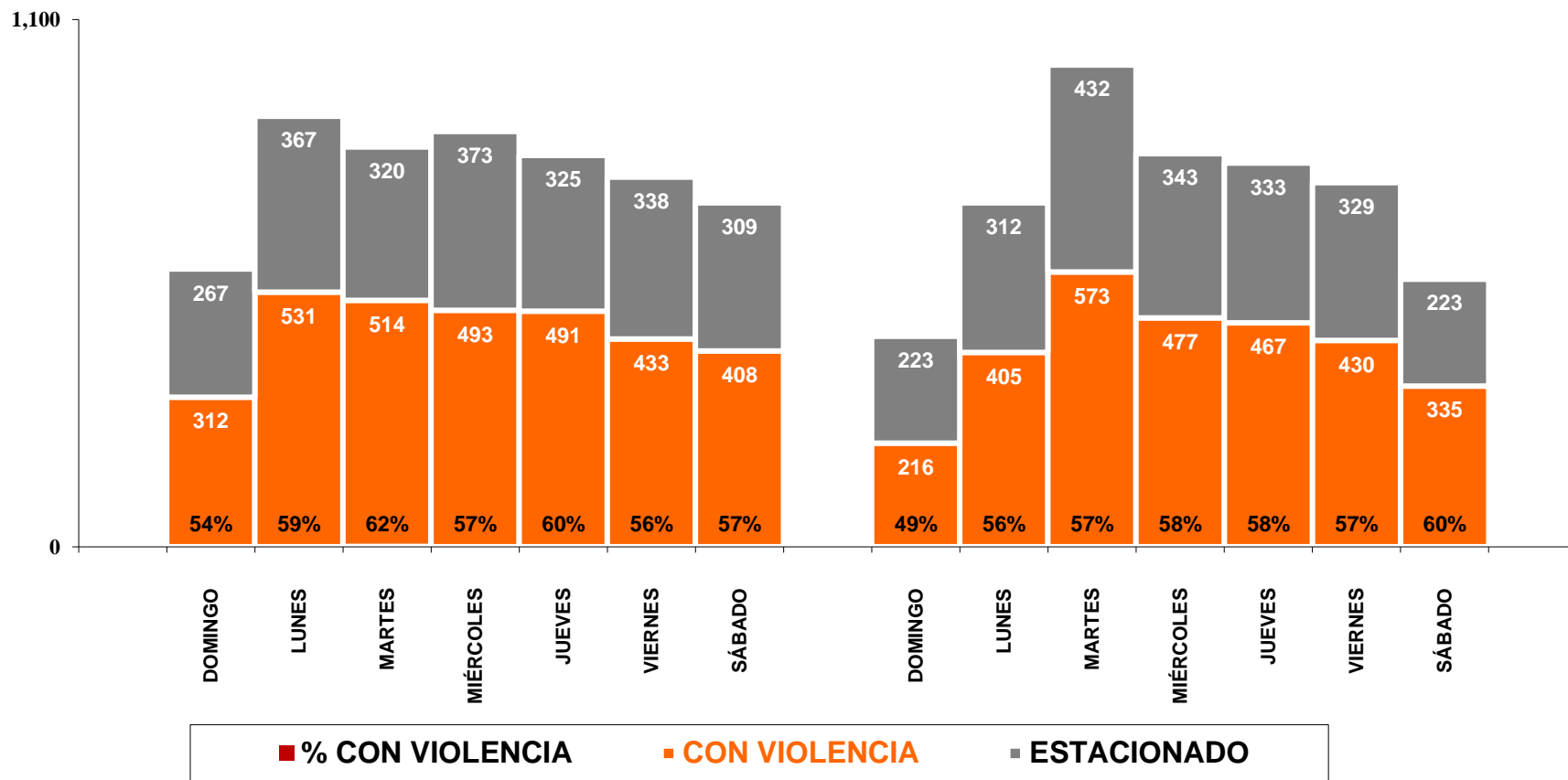
LUNES 31 DE MAYO AL DOMINGO 27 DE JUNIO



## TIPO DE ROBO, ESTACIONADO Y CON VIOLENCIA



### POR DIA DE LA SEMANA, MAYO Y JUNIO DE 2021 TOTAL NACIONAL

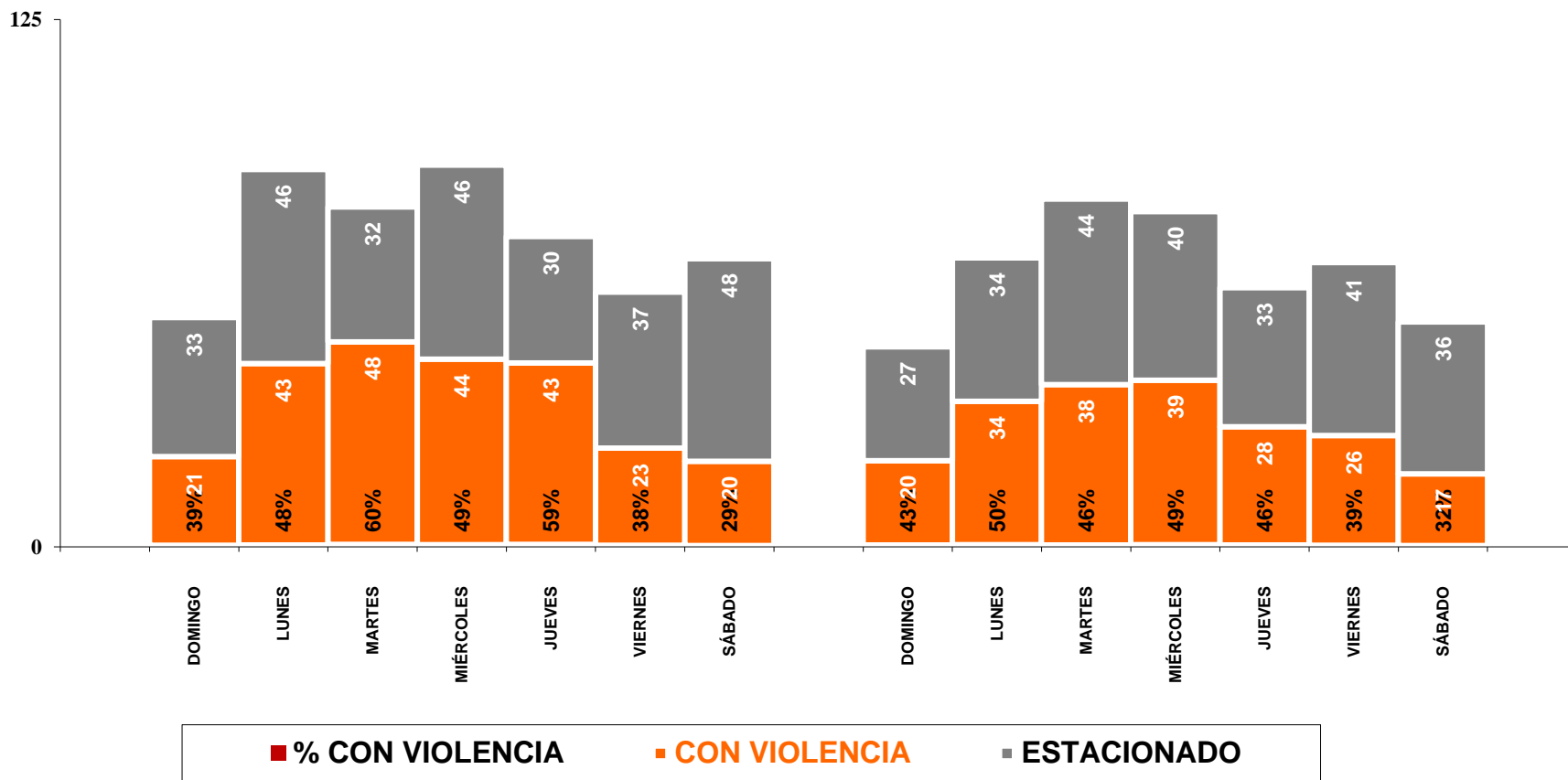




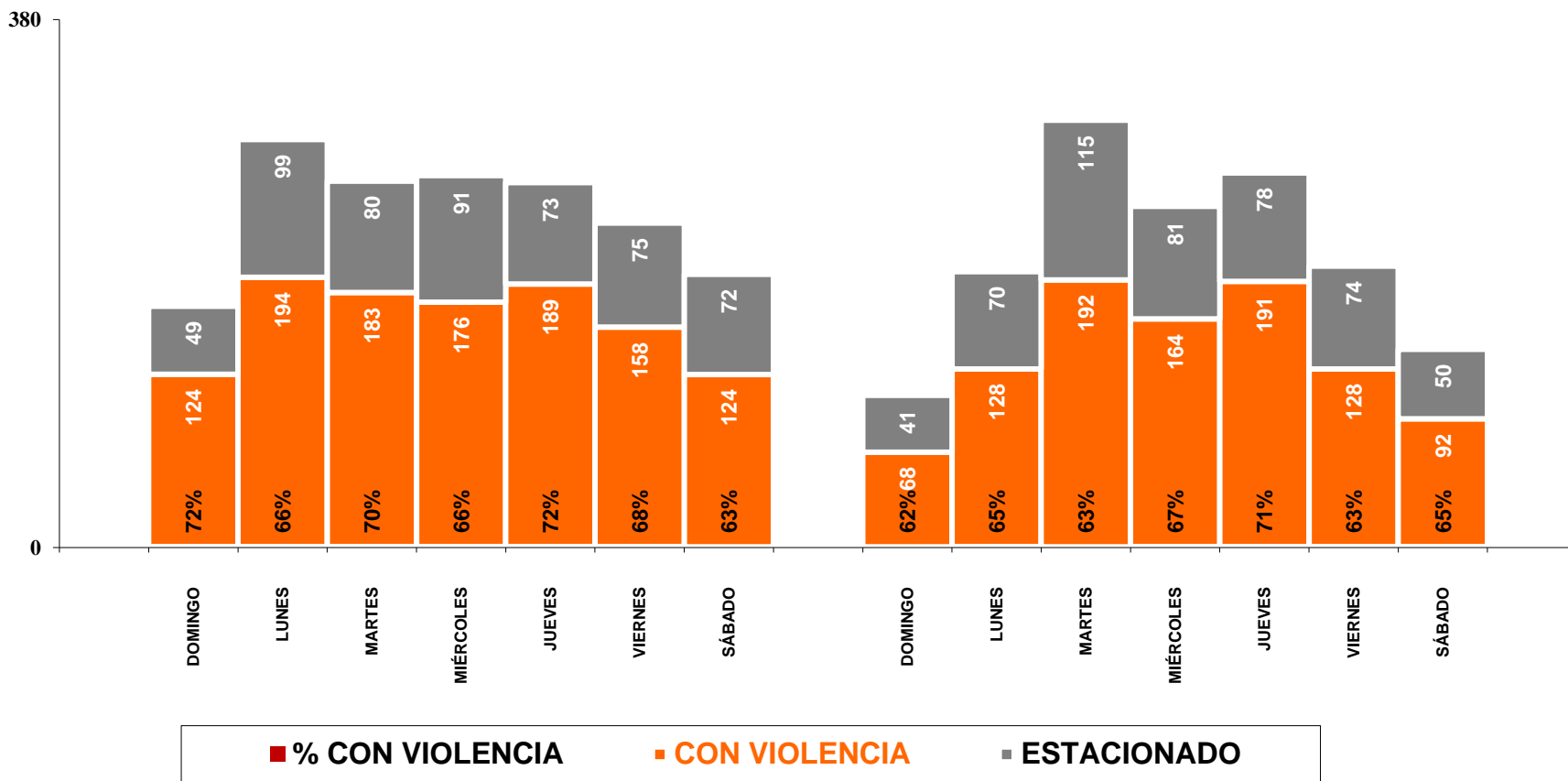
## TIPO DE ROBO, ESTACIONADO Y CON VIOLENCIA



### POR DIA DE LA SEMANA, MAYO Y JUNIO DE 2021 CIUDAD DE MÉXICO



POR DIA DE LA SEMANA, MAYO Y JUNIO DE 2021  
EDO. DE MÉXICO

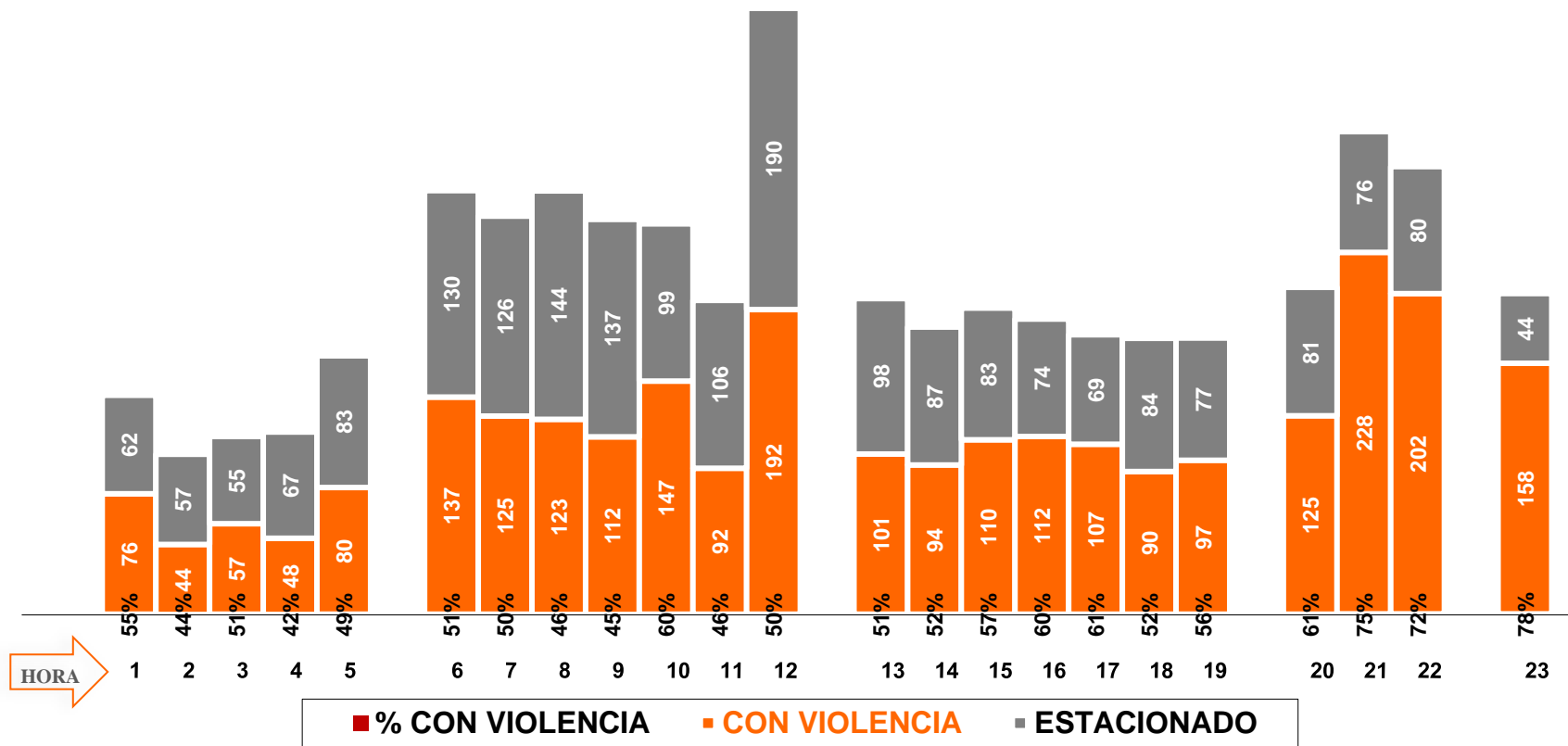




# TIPO DE ROBO, ESTACIONADO Y CON VIOLENCIA



## HORA DE OCURRENCIA DEL ROBO, JUNIO DE 2021 TOTAL NACIONAL

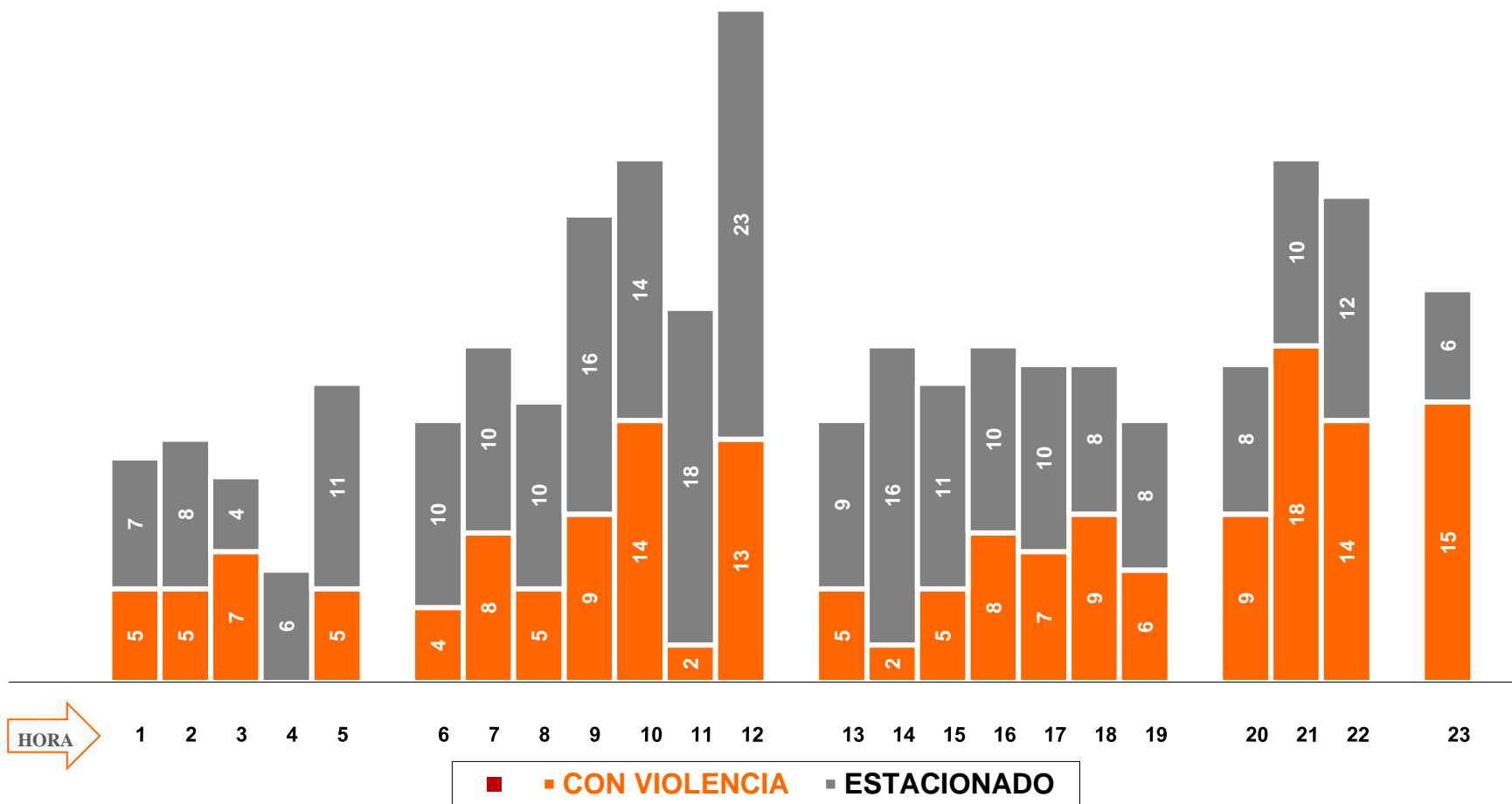




# TIPO DE ROBO, ESTACIONADO Y CON VIOLENCIA



## HORA DE OCURRENCIA DEL ROBO, JUNIO DE 2021 CIUDAD DE MÉXICO

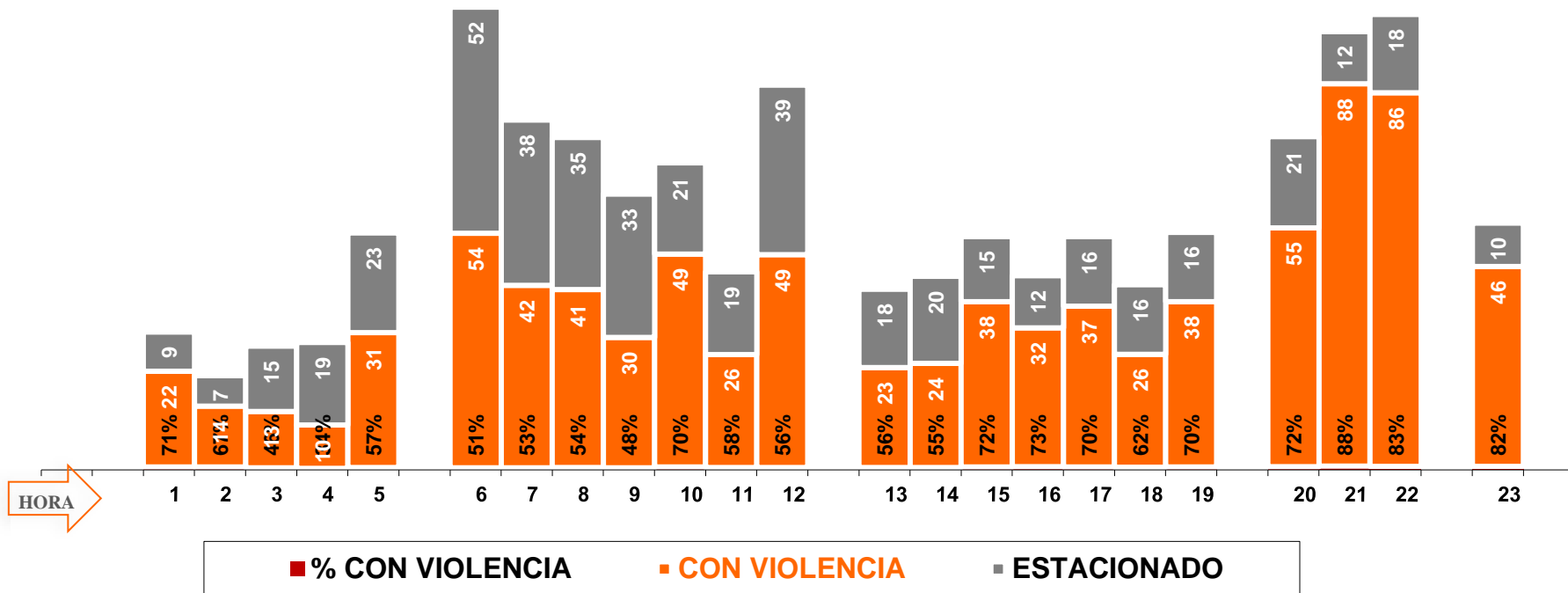




# TIPO DE ROBO, ESTACIONADO Y CON VIOLENCIA



## HORA DE OCURRENCIA DEL ROBO, JUNIO DE 2021 EDO. DE MÉXICO





## TIPOS DE TRANSPORTE, ROBADOS POR SU TIPO



### TOTAL NACIONAL

TIPO DE TRANSPORTE	CON VIOLENCIA		ESTACIONADO		TOTAL	PARTICIPACIÓN
AUTOMOVILES	11,466	59%	7,992	41%	19,458	65%
COMERCIAL	3,336	61%	2,139	39%	5,475	18%
MOTOCICLETAS	873	47%	989	53%	1,862	6%
TRACTOCAMIONES	921	67%	461	33%	1,382	5%
SEMIREMOLQUES	763	70%	327	30%	1,090	4%
CAMION HASTA 12.5 TON.	147	59%	104	41%	251	1%
CAMION HASTA 9.5 TON.	101	67%	49	33%	150	1%
CAMION MAS DE 12.5 TON.	74	64%	42	36%	116	0%
CAMION HASTA 6.5 TON.	42	84%	8	16%	50	0%
CAMION HASTA 7.5 TON.	20	71%	8	29%	28	0%
AUTOBUS	19	79%	5	21%	24	0%
COLECTIVO	9	75%	3	25%	12	0%
<b>SUMA</b>	<b>17,771</b>	<b>59%</b>	<b>12,127</b>	<b>41%</b>	<b>29,898</b>	<b>100%</b>
<b>TOTAL NACIONAL</b>	<b>17,771</b>	<b>59%</b>	<b>12,127</b>	<b>41%</b>	<b>29,898</b>	<b>100%</b>





## TIPOS DE TRANSPORTE, ROBADOS POR SU TIPO



### CIUDAD DE MÉXICO

TIPO DE TRANSPORTE	CON VIOLENCIA		ESTACIONADO		TOTAL	PARTICIPACIÓN
AUTOMOVILES	984	48%	1,064	52%	2,048	74%
COMERCIAL	126	43%	168	57%	294	11%
MOTOCICLETAS	120	42%	163	58%	283	10%
TRACTOCAMIONES	42	76%	13	24%	55	2%
SEMIREMOLQUES	34	72%	13	28%	47	2%
CAMION HASTA 12.5 TON.	7	41%	10	59%	17	1%
CAMION HASTA 9.5 TON.	7	78%	2	22%	9	0%
CAMION MAS DE 12.5 TON.	6	67%	3	33%	9	0%
AUTOBUS	5	100%	0	0%	5	0%
CAMION HASTA 6.5 TON.	4	100%	0	0%	4	0%
CAMION HASTA 7.5 TON.	2	100%	0	0%	2	0%
COLECTIVO	0	0%	1	100%	1	0%
<b>SUMA</b>	<b>1,337</b>	<b>48%</b>	<b>1,437</b>	<b>52%</b>	<b>2,774</b>	<b>100%</b>
<b>CIUDAD DE MEXICO</b>	<b>1,337</b>	<b>48%</b>	<b>1,437</b>	<b>52%</b>	<b>2,774</b>	<b>100%</b>



## TIPOS DE TRANSPORTE, ROBADOS POR SU TIPO



### EDO. DE MÉXICO

TIPO DE TRANSPORTE	CON VIOLENCIA		ESTACIONADO		TOTAL	PARTICIPACIÓN
AUTOMOVILES	4,788	69%	2,190	31%	6,978	77%
COMERCIAL	665	64%	370	36%	1,035	11%
MOTOCICLETAS	231	57%	173	43%	404	4%
TRACTOCAMIONES	206	66%	108	34%	314	3%
SEMIREMOLQUES	157	66%	81	34%	238	3%
CAMION HASTA 12.5 TON.	27	47%	31	53%	58	1%
CAMION HASTA 9.5 TON.	30	73%	11	27%	41	0%
CAMION MAS DE 12.5 TON.	16	70%	7	30%	23	0%
CAMION HASTA 6.5 TON.	9	100%	0	0%	9	0%
CAMION HASTA 7.5 TON.	5	63%	3	38%	8	0%
AUTOBUS	5	83%	1	17%	6	0%
COLECTIVO	5	83%	1	17%	6	0%
<b>SUMA</b>	<b>6,144</b>	<b>67%</b>	<b>2,976</b>	<b>33%</b>	<b>9,120</b>	<b>100%</b>
<b>ESTADO DE MÉXICO</b>	<b>6,144</b>	<b>67%</b>	<b>2,976</b>	<b>33%</b>	<b>9,120</b>	<b>100%</b>



## TIPOS DE VEHÍCULO MÁS ROBADOS



### TOTAL NACIONAL

MARCA Y TIPO	CON VIOLENCIA		ESTACIONADO		TOTAL	PARTICIPACIÓN
NISSAN VERSA	663	40%	1,007	60%	1,670	6%
NISSAN NP300	654	55%	542	45%	1,196	4%
GENERAL MOTORS AVEO	633	61%	398	39%	1,031	3%
GENERAL MOTORS BEAT	410	43%	537	57%	947	3%
NISSAN TSURU	168	22%	610	78%	778	3%
HONDA CRV	326	44%	411	56%	737	2%
VOLKSWAGEN VENTO	552	77%	161	23%	713	2%
KENWORTH KENWORTH	410	64%	229	36%	639	2%
NISSAN MARCH	265	43%	352	57%	617	2%
NISSAN SENTRA	208	35%	389	65%	597	2%
HONDA (MOTO) 111-250	216	46%	251	54%	467	2%
VOLKSWAGEN JETTA Y CLASICO	328	72%	126	28%	454	2%
<b>SUMA</b>	<b>4,833</b>	<b>49%</b>	<b>5,013</b>	<b>51%</b>	<b>9,846</b>	<b>33%</b>
<b>TOTAL NACIONAL</b>	<b>17,771</b>	<b>59%</b>	<b>12,127</b>	<b>41%</b>	<b>29,898</b>	<b>100%</b>



## TIPOS DE VEHÍCULO MÁS ROBADOS



### CIUDAD DE MÉXICO

MARCA Y TIPO	CON VIOLENCIA		ESTACIONADO		TOTAL	PARTICIPACIÓN
NISSAN VERSA	87	27%	230	73%	317	11%
GENERAL MOTORS AVEO	89	43%	116	57%	205	7%
GENERAL MOTORS BEAT	45	35%	84	65%	129	5%
NISSAN TSURU	42	37%	73	63%	115	4%
VOLKSWAGEN VENTO	72	72%	28	28%	100	4%
NISSAN NP300	29	38%	48	62%	77	3%
NISSAN SENTRA	15	21%	55	79%	70	3%
YAMAHA 111-250	25	45%	30	55%	55	2%
BAJAJ 111-250	16	36%	29	64%	45	2%
NISSAN MARCH	14	33%	28	67%	42	2%
HONDA 111-250	12	29%	29	71%	41	1%
VOLKSWAGEN JETTA Y CLASICO	26	63%	15	37%	41	1%
<b>SUMA</b>	<b>472</b>	<b>38%</b>	<b>765</b>	<b>62%</b>	<b>1,237</b>	<b>45%</b>
<b>CIUDAD DE MEXICO</b>	<b>1,337</b>	<b>48%</b>	<b>1,437</b>	<b>52%</b>	<b>2,774</b>	<b>100%</b>



## TIPOS DE VEHÍCULO MÁS ROBADOS



### EDO. DE MÉXICO

MARCA Y TIPO	CON VIOLENCIA		ESTACIONADO		TOTAL	PARTICIPACIÓN
NISSAN VERSA	256	38%	415	62%	671	7%
GENERAL MOTORS BEAT	201	36%	353	64%	554	6%
GENERAL MOTORS AVEO	332	72%	127	28%	459	5%
VOLKSWAGEN VENTO	314	88%	43	12%	357	4%
NISSAN MARCH	111	39%	176	61%	287	3%
NISSAN NP300	129	50%	130	50%	259	3%
NISSAN SENTRA	85	34%	166	66%	251	3%
VOLKSWAGEN JETTA Y CLASICO	157	88%	22	12%	179	2%
NISSAN TSURU	29	18%	129	82%	158	2%
KENWORTH KENWORTH	91	63%	54	37%	145	2%
GENERAL MOTORS SPARK	87	62%	54	38%	141	2%
VOLKSWAGEN NUEVO JETTA	120	90%	13	10%	133	1%
<b>SUMA</b>	<b>1,912</b>	<b>53%</b>	<b>1,682</b>	<b>47%</b>	<b>3,594</b>	<b>39%</b>
<b>ESTADO DE MÉXICO</b>	<b>6,144</b>	<b>67%</b>	<b>2,976</b>	<b>33%</b>	<b>9,120</b>	<b>100%</b>



## MUNICIPIOS CON MAYOR CANTIDAD DE VEHÍCULO ROBADOS



### TOTAL NACIONAL

MUNICIPIOS	CON VIOLENCIA		ESTACIONADO		TOTAL	PARTICIPACIÓN
JALISCO GUADALAJARA	1,030	42%	1,400	58%	2,430	8%
MEXICO ECATEPEC DE MORELOS	1,653	81%	378	19%	2,031	7%
JALISCO ZAPOPAN	357	37%	598	63%	955	3%
MEXICO NAUCALPAN DE JUAREZ	612	71%	250	29%	862	3%
MEXICO TLALNEPANTLA DE BAZ	581	68%	276	32%	857	3%
SINALOA CULIACAN	637	88%	89	12%	726	2%
PUEBLA PUEBLA	405	68%	194	32%	599	2%
MEXICO CUAUTITLAN IZCALLI	298	56%	238	44%	536	2%
MEXICO TULTITLAN	313	63%	187	37%	500	2%
MEXICO TOLUCA	220	48%	236	52%	456	2%
BAJA CALIFORNIA TIJUANA	192	42%	262	58%	454	2%
QUERETARO QUERETARO	200	44%	251	56%	451	2%
<b>SUMA</b>	<b>6,498</b>	<b>60%</b>	<b>4,359</b>	<b>40%</b>	<b>10,857</b>	<b>36%</b>
<b>TOTAL NACIONAL</b>	<b>17,771</b>	<b>59%</b>	<b>12,127</b>	<b>41%</b>	<b>29,898</b>	<b>100%</b>



## ALCALDÍAS POR CANTIDAD DE VEHÍCULO ROBADOS



### CIUDAD DE MÉXICO

ALCALDÍAS	CON VIOLENCIA		ESTACIONADO		TOTAL	PARTICIPACIÓN
	CANTIDAD	PORCENTAJE	CANTIDAD	PORCENTAJE		
GUSTAVO A. MADERO	236	56%	187	44%	423	15%
IZTAPALAPA	238	56%	184	44%	422	15%
BENITO JUAREZ	86	36%	156	64%	242	9%
CUAUHTEMOC	84	39%	132	61%	216	8%
COYOACAN	89	45%	107	55%	196	7%
AZCAPOTZALCO	92	48%	98	52%	190	7%
TLALPAN	81	43%	109	57%	190	7%
ALVARO OBREGON	57	36%	101	64%	158	6%
IZTACALCO	63	50%	64	50%	127	5%
MIGUEL HIDALGO	62	51%	60	49%	122	4%
XOCHIMILCO	55	45%	67	55%	122	4%
VENUSTIANO CARRANZA	59	49%	62	51%	121	4%
TLAHUAC	42	44%	54	56%	96	3%
MAGDALENA CONTRERAS LA	53	67%	26	33%	79	3%
CUAJIMALPA DE MORELOS	26	59%	18	41%	44	2%
MILPA ALTA	10	59%	7	41%	17	1%
<b>SUMA</b>	<b>1,333</b>	<b>48%</b>	<b>1,432</b>	<b>52%</b>	<b>2,765</b>	<b>100%</b>
<b>CIUDAD DE MÉXICO</b>	<b>1,337</b>	<b>48%</b>	<b>1,437</b>	<b>52%</b>	<b>2,774</b>	<b>100%</b>



## MUNICIPIOS CON MAYOR CANTIDAD DE VEHÍCULO ROBADOS



### EDO. DE MÉXICO

MUNICIPIOS	CON VIOLENCIA		ESTACIONADO		TOTAL	PARTICIPACIÓN
ECATEPEC DE MORELOS	1,653	81%	378	19%	2,031	22%
NAUCALPAN DE JUAREZ	612	71%	250	29%	862	9%
TLALNEPANTLA DE BAZ	581	68%	276	32%	857	9%
CUAUTITLAN IZCALLI	298	56%	238	44%	536	6%
TULTITLAN	313	63%	187	37%	500	5%
TOLUCA	220	48%	236	52%	456	5%
CUAUTITLAN	222	60%	148	40%	370	4%
NEZAHUALCOYOTL	231	72%	89	28%	320	4%
COACALCO DE BERRIOZABAL	154	56%	120	44%	274	3%
TECAMAC	212	78%	59	22%	271	3%
ATIZAPAN DE ZARAGOZA	124	46%	144	54%	268	3%
CHALCO	155	68%	73	32%	228	3%
<b>SUMA</b>	<b>4,775</b>	<b>68%</b>	<b>2,198</b>	<b>32%</b>	<b>6,973</b>	<b>76%</b>
<b>ESTADO DE MÉXICO</b>	<b>6,144</b>	<b>67%</b>	<b>2,976</b>	<b>33%</b>	<b>9,120</b>	<b>100%</b>





DURANTE 2021,  
EN PROMEDIO A NIVEL NACIONAL,  
EL 29% DE LOS VEHÍCULOS RECUPERADOS,  
FUERON ROBADOS EN ESTADOS DIFERENTES AL DE  
RECUPERACIÓN.



DURANTE 2021,  
EL 38% DE LOS VEHÍCULOS RECUPERADOS EN LA  
CDMX.,  
FUERON ROBADOS EN OTROS ESTADOS,  
Y  
EL 49% DE LOS VEHÍCULOS  
ROBADOS EN LA CDMX.,  
FUERON RECUPERADOS EN OTROS ESTADOS.

# V. Robados, llevados a la CDMX, y de la CDMX a otros Edos.

## VEHÍCULOS RECUPERADOS EN EL PERIODO 01/ENERO/2021 AL 30/JUNIO/2021.

**14,192 VEHÍCULOS HAN SIDO RECUPERADOS A NIVEL NACIONAL DURANTE 2021, (ROBADOS A NIVEL NACIONAL, EN 2021 Y ANTES).**

ROBADOS EN:	AÑO DE ROBO		SUMA	%	RECUPERADOS EN:
	2021	ANTES DE 2021			
AGUASCALIENTES	1		1	0.10%	<b>C D M X</b>
BAJA CALIFORNIA		1	1	0.10%	
CAMPECHE		1	1	0.10%	
CHIAPAS	1	1	2	0.21%	
CHIHUAHUA	1		1	0.10%	
<b>CIUDAD DE MÉXICO</b>	<b>303</b>	<b>289</b>	<b>592</b>	<b>61.54%</b>	
COAHUILA	2	2	4	0.42%	
COLIMA	1		1	0.10%	
DESCONOCIDO	1		1	0.10%	
DURANGO		1	1	0.10%	
GUANAJUATO	2	4	6	0.62%	
GUERRERO		2	2	0.21%	
HIDALGO	1	3	4	0.42%	
JALISCO		6	6	0.62%	
MEXICO	150	141	291	30.25%	
MICHOACAN	1	5	6	0.62%	
MORELOS	1	6	7	0.73%	
NUEVO LEON		6	6	0.62%	
PUEBLA		6	6	0.62%	
QUERETARO		4	4	0.42%	
QUINTANA ROO	2	4	6	0.62%	
SAN LUIS POTOSI		2	2	0.21%	
SINALOA		2	2	0.21%	
TABASCO		5	5	0.52%	
VERACRUZ	1	3	4	0.42%	
				0.00%	
				0.00%	
				0.00%	
				0.00%	
<b>TOTAL</b>	<b>468</b>	<b>494</b>	<b>962</b>	<b>100.00%</b>	<b>962</b>

**EL 38% DE LOS VEHÍCULOS RECUPERADOS EN LA CDMX. FUÉ ROBADO EN OTROS ESTADOS.**

ROBADOS EN:	RECUPERADOS EN:	AÑO DE ROBO		SUMA	%
		2021	ANTES DE 2021		
<b>C D M X</b>	AGUASCALIENTES	1	8	9	0.78%
	CAMPECHE		2	2	0.17%
	CHIAPAS		15	15	1.29%
	CHIHUAHUA	1	1	2	0.17%
	CIUDAD DE MÉXICO	303	289	592	51.03%
	COAHUILA	1	2	3	0.26%
	DURANGO		1	1	0.09%
	EXTRANJERO		1	1	0.09%
	GUANAJUATO	4	17	21	1.81%
	GUERRERO	2	17	19	1.64%
	HIDALGO	10	39	49	4.22%
	JALISCO	2	8	10	0.86%
	MEXICO	111	115	226	19.48%
	MICHOACAN	4	16	20	1.72%
	MORELOS	7	11	18	1.55%
	NAYARIT		3	3	0.26%
	NUEVO LEON	1	5	6	0.52%
	OAXACA	2	9	11	0.95%
	PUEBLA	12	31	43	3.71%
	QUERETARO	5	21	26	2.24%
	QUINTANA ROO		8	8	0.69%
SAN LUIS POTOSI		5	5	0.43%	
SINALOA		7	7	0.60%	
SONORA		1	1	0.09%	
TABASCO	2	4	6	0.52%	
TAMAULIPAS	3	1	4	0.34%	
TLAXCALA	4	18	22	1.90%	
VERACRUZ	5	20	25	2.16%	
YUCATAN		3	3	0.26%	
ZACATECAS		2	2		
<b>1,160</b>	<b>TOTAL</b>	<b>480</b>	<b>680</b>	<b>1,160</b>	<b>100.00%</b>

**EL 49% DE LOS VEHÍCULOS ROBADOS EN LA CDMX., FUÉ RECUPERADO EN OTROS ESTADOS.**



DURANTE 2021,  
EL 16% DE LOS VEHÍCULOS RECUPERADOS EN EL EDO.  
DE MÉXICO.,  
FUERON ROBADOS EN OTROS ESTADOS,  
Y  
EL 40% DE LOS VEHÍCULOS  
ROBADOS EN EL EDO. DE MÉXICO.,  
FUERON RECUPERADOS EN OTROS ESTADOS.

# V. Robados, llevados al EDO.MÉX. y del EDO.MEX. a otros Edos.

## VEHÍCULOS RECUPERADOS EN EL PERIODO 01/ENERO/2021 AL 30/JUNIO/2021.

**14,192 VEHÍCULOS HAN SIDO RECUPERADOS A NIVEL NACIONAL DURANTE 2021, (ROBADOS A NIVEL NACIONAL, EN 2021 Y ANTES).**

ROBADOS EN:	AÑO DE ROBO		SUMA	%	RECUPERADOS EN:	ROBADOS EN:	RECUPERADOS EN:	AÑO DE ROBO		SUMA	%
	2021	ANTES DE 2021						2021	ANTES DE 2021		
AGUASCALIENTES	10		10	0.43%	<b>E S T A D O  D E  M É X I C O</b>	<b>E S T A D O  D E  M É X I C O</b>	AGUASCALIENTES		16	16	0.49%
CAMPECHE		1	1	0.04%			BAJA CALIFORNIA S	1	1	2	0.06%
CHIAPAS		1	1	0.04%			CAMPECHE	2	10	12	0.37%
CHIHUAHUA	1		1	0.04%			CHIAPAS		45	45	1.39%
CIUDAD DE MÉXICO	111	115	226	9.65%			CHIHUAHUA	1	1	2	0.06%
COLIMA	3	1	4	0.17%			CIUDAD DE MÉXICO	150	141	291	8.96%
GUANAJUATO	4	10	14	0.60%			COAHUILA	3	8	11	0.34%
GUERRERO		5	5	0.21%			COLIMA	2	3	5	0.15%
HIDALGO	23	10	33	1.41%			GUANAJUATO	30	72	102	3.14%
JALISCO	3	9	12	0.51%			GUATEMALA		1	1	0.03%
<b>MEXICO</b>	<b>1318</b>	<b>639</b>	<b>1957</b>	<b>83.53%</b>			GUERRERO	4	48	52	1.60%
MICHOACAN	5	4	9	0.38%			HIDALGO	38	116	154	4.74%
MORELOS		11	11	0.47%			JALISCO	4	26	30	0.92%
NUEVO LEON	4	1	5	0.21%			<b>MEXICO</b>	<b>1,318</b>	<b>639</b>	<b>1,957</b>	<b>60.25%</b>
OAXACA		1	1	0.04%			MICHOACAN	5	39	44	1.35%
PUEBLA	5	3	8	0.34%			MORELOS	5	28	33	1.02%
QUERETARO	10	9	19	0.81%			NAYARIT		3	3	0.09%
QUINTANA ROO	1	3	4	0.17%			NUEVO LEON		13	13	0.40%
SAN LUIS POTOSI	2	1	3	0.13%			OAXACA	1	32	33	1.02%
SINALOA		3	3	0.13%			PUEBLA	30	60	90	2.77%
SONORA		1	1	0.04%			QUERETARO	30	98	128	3.94%
TAMAULIPAS	1	1	2	0.09%			QUINTANA ROO	1	18	19	0.58%
TLAXCALA	3	2	5	0.21%			SAN LUIS POTOSI	9	16	25	0.77%
VERACRUZ	1	5	6	0.26%			SINALOA		9	9	0.28%
YUCATAN	1		1	0.04%	TABASCO	6	21	27	0.83%		
ZACATECAS	1		1		TAMAULIPAS		7	7	0.22%		
					TLAXCALA	3	29	32	0.99%		
					VERACRUZ	17	66	83	2.56%		
					YUCATAN		17	17	0.52%		
					ZACATECAS		5	5	0.15%		
<b>TOTAL</b>	<b>1,507</b>	<b>836</b>	<b>2,343</b>	<b>100.00%</b>	<b>2,343</b>	<b>3,248</b>	<b>TOTAL</b>	<b>1,660</b>	<b>1,588</b>	<b>3,248</b>	<b>100.00%</b>

EL **16%** DE LOS VEHÍCULOS RECUPERADOS EN EL **EDO. DE MÉXICO**, FUÉ ROBADO EN OTROS ESTADOS.

EL **40%** DE LOS VEHÍCULOS ROBADOS EN EL **EDO. DE MÉXICO**, FUÉ RECUPERADO EN OTROS ESTADOS.



**ocra**

AGRADECE SU ATENCIÓN