



# Estadistic**AMIS**



ASOCIACIÓN MEXICANA DE  
INSTITUCIONES DE SEGUROS



ASOCIACIÓN MEXICANA DE  
INSTITUCIONES DE SEGUROS

## ESTADISTICAMIS PRIMAS

# Editorial

Con la finalidad de atender la solicitud de información, presentamos esta publicación comparando los datos del 1er trimestre de 2021, contra los del 1er trimestre de 2020.

Las cifras de Pan-American México y Patrimonial Vida no se consideran en estos indicadores, ya que no reportaron su información a la fecha de esta publicación.

EstadisticAMIS Primas es una revista trimestral publicada por la **Asociación Mexicana de Instituciones de Seguros, A.C.**, Francisco I Madero N° 21, Col. Tlacopac San Ángel, Álvaro Obregón, CDMX.

Para suscripción y ventas de este archivo electrónico, comunicarse al teléfono 54-80-06-67, E-mail: [volivares@amis.com.mx](mailto:volivares@amis.com.mx) con Victor Olivares.

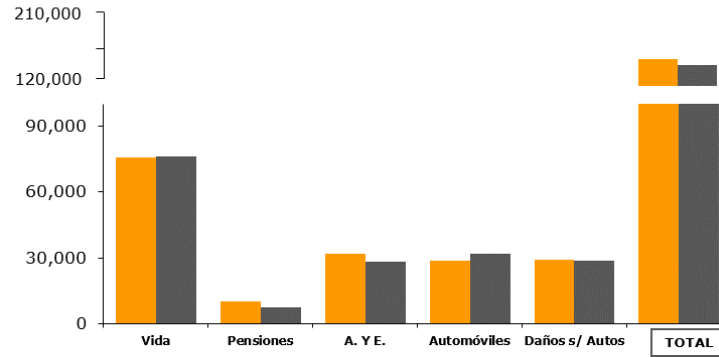
# Contenido

<b>GRAFICAS</b>	5
<b>TOTAL GENERAL</b>	7
<b>TOTAL GENERAL SIN PENSIONES</b>	9
<b>VIDA TOTAL</b>	11
<i>Vida Individual</i>	12
<i>Vida Grupo</i>	15
<i>Vida Colectivo</i>	18
<b>PENSIONES TOTAL</b>	19
<b><i>Pensiones IMSS</i></b>	19
<i>IMSS Incapacidad Permanente RT</i>	19
<i>IMSS Muerte (riesgos de trabajo)</i>	20
<i>IMSS Invalidez (invalidez y vida)</i>	20
<i>IMSS Muerte (invalidez y vida)</i>	20
<i>IMSS Jubilación (retiro, cesantía y vejez)</i>	21
<b><i>Pensiones ISSSTE</i></b>	21
<i>ISSSTE Incapacidad Permanente RT</i>	21
<i>ISSSTE Muerte (riesgos de trabajo)</i>	22
<i>ISSSTE Invalidez (invalidez y vida)</i>	22
<i>ISSSTE Muerte (invalidez y vida)</i>	22
<i>ISSSTE Jubilación (retiro, cesantía y vejez)</i>	22
<b>ACCIDENTES Y ENFERMEDADES TOTAL</b>	23
<i>AP Individual</i>	28
<i>AP Grupo Y Colectivo</i>	29
<i>GMM. Individual</i>	31
<i>GMM. Grupo Y Colectivo</i>	32
<i>Salud Individual</i>	33
<i>Salud Grupo Y Colectivo</i>	33
<b>DAÑOS</b>	34
<b>DAÑOS SIN AUTOS</b>	35

# Contenido

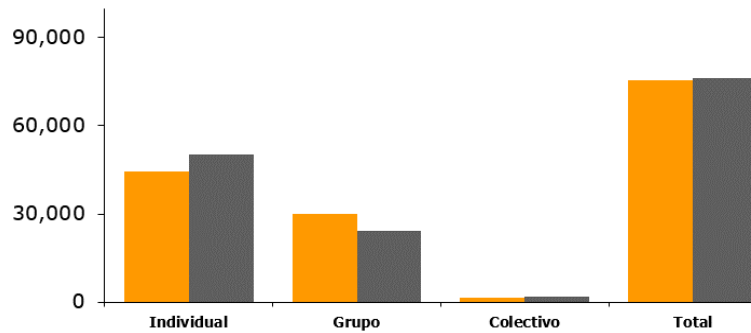
<b>Responsabilidad Civil y Riesgos Profesionales</b>	36
General	37
Aviones y Barcos	38
Viajero	38
Otros	39
<b>Marítimo y Transportes</b>	39
Carga	40
Cascos	41
<b>Incendio</b>	42
<b>Riesgos Catastróficos</b>	43
Terremoto y Erupción Volcánica	44
Huracán y Otros Riesgos Hidrometeorológicos	45
<b>Agrícola y de animales</b>	46
Agrícola	46
Pecuario	46
Otros	46
<b>Automóviles</b>	47
Automóviles Residentes	48
Camiones	49
Automóviles Turistas	50
Otros + Obligatorios	50
<b>Crédito</b>	51
<b>Crédito a la vivienda</b>	51
<b>Diversos</b>	52
Misceláneos	53
Técnicos	54

### PRIMAS DIRECTAS POR OPERACIONES (MILLONES DE PESOS)



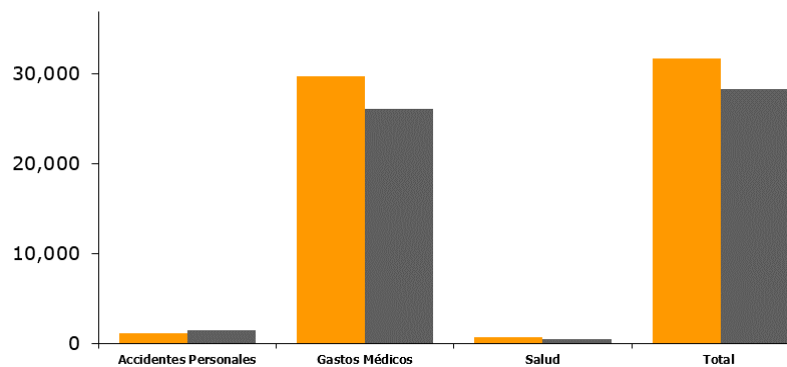
<b>MZO - 21</b>	75,604	10,345	31,712	28,714	29,190	175,564
<b>MZO - 20</b>	76,107	7,391	28,316	32,020	28,690	172,524
<b>INCREMENTO</b>	(503)	2,954	3,396	(3,306)	500	3,040
<b>% CREC.</b>	(0.7)	40.0	12.0	(10.3)	1.7	1.8

### PRIMAS DIRECTAS DE VIDA (MILLONES DE PESOS)



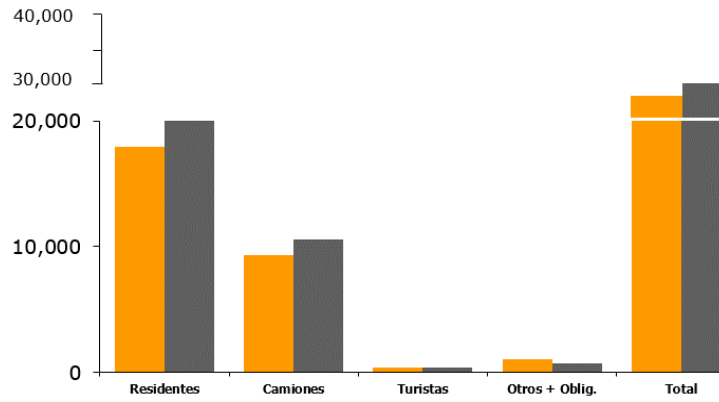
<b>MZO - 21</b>	44,441	29,834	1,328	75,604
<b>MZO - 20</b>	50,168	24,289	1,650	76,107
<b>INCREMENTO</b>	(5,727)	5,546	(322)	(503)
<b>% CREC.</b>	(11.4)	22.8	(19.5)	(0.7)

### PRIMAS DIRECTAS DE ACCIDENTES Y ENFERMEDADES (MILLONES DE PESOS)



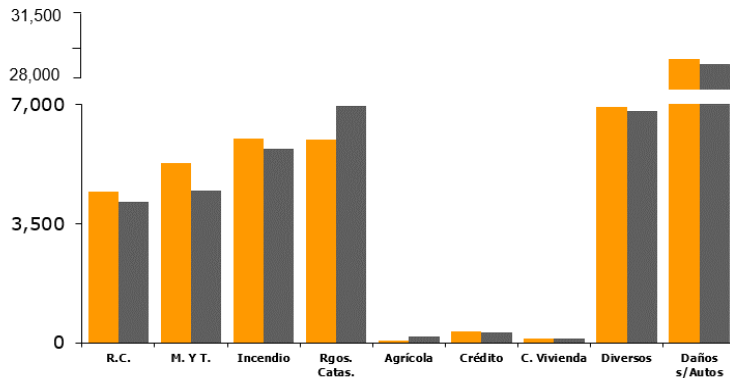
<b>MZO - 21</b>	1,219	29,741	752	31,712
<b>MZO - 20</b>	1,564	26,154	598	28,316
<b>INCREMENTO</b>	(345)	3,587	154	3,396
<b>% CREC.</b>	(22.1)	13.7	25.7	12.0

### PRIMAS DIRECTAS DE AUTOMOVILES (MILLONES DE PESOS)



<b>MZO - 21</b>	17,944	9,328	379	1,063	28,714
<b>MZO - 20</b>	20,279	10,577	439	726	32,020
<b>INCREMENTO</b>	(2,335)	(1,249)	(60)	337	(3,306)
<b>% CREC.</b>	(11.5)	(11.8)	(13.6)	46.4	(10.3)

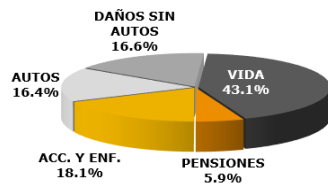
### PRIMAS DIRECTAS DE DAÑOS (SIN AUTOS) (MILLONES DE PESOS)



<b>MZO - 21</b>	4,456	5,277	6,000	5,983	78	321	127	6,948	29,190
<b>MZO - 20</b>	4,154	4,479	5,689	6,954	176	303	126	6,809	28,690
<b>INCREMENTO</b>	302	798	311	(971)	(98)	19	1	139	500
<b>% CREC.</b>	7.3	17.8	5.5	(14.0)	(55.9)	6.1	1.0	2.0	1.7

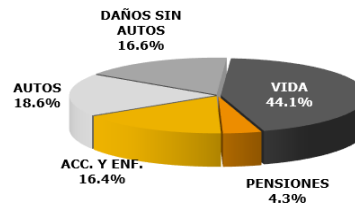
### PARTICIPACION DE MERCADO

MARZO - 21



PERSONAS 117,660 MP  
67.0%

MARZO - 20



PERSONAS 111,814 MP  
64.8%

## Total General

Cifras en miles

Compañías		Primas Directas		% Part. en Merc.		Incremento	
		2021 Importe	2020 Importe	2021	2020	Importe	%
1	Metlife México	20,990,627	20,637,291	11.96	11.96	353,336	1.7
2	G.N.P.	20,144,886	18,792,845	11.47	10.89	1,352,041	7.2
3	BBVA Seguros	13,705,673	16,093,841	7.81	9.33	(2,388,168)	(14.8)
4	Banorte	13,597,203	10,364,239	7.74	6.01	3,232,964	31.2
5	AXA Seguros	12,387,171	11,401,564	7.06	6.61	985,607	8.6
	<b>Grandes</b>	<b>80,825,560</b>	<b>77,289,780</b>	<b>46.04</b>	<b>44.80</b>	<b>3,535,780</b>	<b>4.6</b>
6	Quálitás	8,966,388	9,004,396	5.11	5.22	(38,008)	(0.4)
7	Monterrey New York Life	8,697,836	8,052,932	4.95	4.67	644,905	8.0
8	Mapfre México	6,180,538	5,687,184	3.52	3.30	493,354	8.7
9	Citibanamex Seguros	6,146,841	10,582,222	3.5	6.13	(4,435,381)	(41.9)
10	Chubb Seguros México	5,883,199	6,400,109	3.35	3.71	(516,910)	(8.1)
11	Inbursa	5,381,451	5,004,590	3.07	2.90	376,861	7.5
12	Atlas	4,369,595	3,897,233	2.49	2.26	472,362	12.1
13	Pensiones Banorte	4,367,060	3,489,245	2.49	2.02	877,815	25.2
14	Allianz México	4,106,212	4,285,445	2.34	2.48	(179,233)	(4.2)
15	GMX Seguros	3,443,485	3,065,890	1.96	1.78	377,595	12.3
	<b>Medianas</b>	<b>57,542,605</b>	<b>59,469,245</b>	<b>32.78</b>	<b>34.47</b>	<b>(1,926,640)</b>	<b>(3.2)</b>
16	Afirme	3,435,784	3,270,093	1.96	1.90	165,691	5.1
17	BBVA Pensiones	3,251,835	1,945,501	1.85	1.13	1,306,333	67.2
18	Zurich Santander	2,855,111	2,677,116	1.63	1.55	177,994	6.7
19	Seguros Azteca	2,846,622	2,497,041	1.62	1.45	349,580	14.0
20	ProFuturo Pensiones	2,719,993	1,949,108	1.55	1.13	770,885	39.6
21	HDI Seguros	2,024,766	2,297,387	1.15	1.33	(272,622)	(11.9)
22	Zurich Daños	1,599,112	1,898,679	0.91	1.10	(299,567)	(15.8)
23	HSBC Seguros	1,265,537	792,490	0.72	0.46	473,047	59.7
24	Seguros SURA	1,245,595	1,399,145	0.71	0.81	(153,550)	(11.0)
25	Hir Seguros	1,231,362	743,585	0.7	0.43	487,777	65.6
26	AIG Seguros	1,076,996	1,198,812	0.61	0.69	(121,816)	(10.2)
27	Cardif Vida	939,485	985,104	0.54	0.57	(45,619)	(4.6)
28	Ve Por Más	923,253	746,520	0.53	0.43	176,733	23.7
29	Seguros Argos	810,956	590,194	0.46	0.34	220,762	37.4
30	Seguros Azteca Daños	771,656	858,121	0.44	0.50	(86,465)	(10.1)
31	ANA	700,447	680,657	0.4	0.39	19,790	2.9
32	Agroasemex	684,402	1,981,448	0.39	1.15	(1,297,046)	(65.5)
33	Plan Seguro	672,734	555,178	0.38	0.32	117,556	21.2
34	BUPA México	652,338	557,363	0.37	0.32	94,975	17.0
35	El Potosí	576,669	528,811	0.33	0.31	47,858	9.1
36	General de Seguros	496,517	572,679	0.28	0.33	(76,162)	(13.3)
37	FM Global	467,717	370,989	0.27	0.22	96,728	26.1
38	Patrimonial Inbursa	464,094	572,346	0.26	0.33	(108,252)	(18.9)
39	Zurich Vida	451,394	565,868	0.26	0.33	(114,475)	(20.2)
40	La Latinoamericana	434,944	344,525	0.25	0.20	90,420	26.2
41	BBVA Salud	355,359	280,011	0.2	0	75,348	26.9
42	Insignia Life	333,928	480,645	0.19	0.28	(146,717)	(30.5)
43	HDI Global Seguros	324,050	431,196	0.18	0.25	(107,147)	(24.9)
44	El Águila	299,262	282,236	0.17	0.16	17,026	6.0
45	XL Seguros	278,837	539,911	0.16	0.31	(261,074)	(48.4)

## Total General

Cifras en miles

Compañías	Primas Directas		% Part. en Merc.		Incremento		
	2021 Importe	2020 Importe	2021	2020	Importe	%	
46	Tokio Marine	277,047	354,486	0.16	0.21	(77,438)	(21.9)
47	Prudential	250,983	176,145	0.14	0.10	74,838	42.5
48	Cardif Seguros Generales	245,121	513,429	0.14	0.30	(268,308)	(52.3)
49	Primero Seguros	219,289	245,312	0.12	0.14	(26,024)	(10.6)
50	SIS NOVA	191,569	164,583	0.11	0.10	26,986	16.4
51	Sompo Japan	172,746	216,124	0.1	0.13	(43,379)	(20.1)
52	Solunion Crédito	158,285	130,518	0.09	0.08	27,767	21.3
53	Atradius	153,092	164,265	0.09	0.10	(11,173)	(6.8)
54	PREVEM Seguros	134,773	145,136	0.08	0.08	(10,364)	(7.1)
55	AXA Salud	122,623	2,748	0.07	0.00	119,874	*
56	Zurich Aseguradora Mexicana	120,762	34,874	0.07	0	85,889	246.3
57	Skandia Life	111,874	107,723	0.06	0.06	4,151	3.9
58	SHF Créd Vivienda	109,989	108,762	0.06	0.06	1,227	1.1
59	Dentegra	109,566	119,157	0.06	0.07	(9,592)	(8.1)
60	General de Salud	97,942	70,083	0.06	0	27,859	39.8
61	Berkley Seguros	96,730	81,562	0.06	0.05	15,168	18.6
62	Aserta Seguros de Vida	62,265	90,482	0.04	0.05	(28,217)	(31.2)
63	Swiss Re Corporate Solutions	57,465	7,599	0.03	0.00	49,866	656.2
64	Assurant Vida	50,130	65,725	0.03	0.04	(15,595)	(23.7)
65	MediAccess	45,120	46,512	0.03	0	(1,392)	(3.0)
66	Patrimonial Daños	43,542	44,144	0.02	0.03	(602)	(1.4)
67	Assurant Daños	39,492	60,626	0.02	0.04	(21,133)	(34.9)
68	Centauro	31,323	32,556	0.02	0.02	(1,233)	(3.8)
69	Metlife Más	29,011	32,873	0.02	0.02	(3,862)	(11.8)
70	Odontoprev	17,018	7,508	0.01	0.00	9,510	126.7
71	Genworth Seg. de Crédito	16,924	16,921	0.01	0.01	2	0.0
72	Tlálloc Seguros	13,771	116,330	0.01	0.07	(102,559)	(88.2)
73	Crabi	9,524	2,360	0.01	0.00	7,164	303.6
74	Virginia Surety	9,489	6,176	0.01	0.00	3,313	53.6
75	Citibanamex Pensiones	2,713	2,702	0.00	0.00	11	0.4
76	HSBC Pensiones	1,715	1,609	0.00	0.00	106	6.6
77	SPP Seguros	1,435	4	0.00	0.00	1,431	*
78	Metlife Pensiones	1,152	0	0.00	0.00	1,152	-
79	Principal México	62	64	0.00	0.00	(2)	(2.8)
80	Pensiones Inbursa	54	2,702	0.00	0.00	(2,648)	(98.0)
<b>Resto</b>		<b>37,195,349</b>	<b>35,764,561</b>	<b>21.19</b>	<b>20.73</b>	<b>1,430,788</b>	<b>4.0</b>
<b>Total</b>		<b>175,563,514</b>	<b>172,523,586</b>	<b>100</b>	<b>100</b>	<b>3,039,928</b>	<b>1.8</b>

NE = No Existe, ND = NO DISPONIBLE

\* % Extraordinario mayor de 1000%



## Total General sin Pensiones

Cifras en miles

Compañías	Primas Directas		% Part. en Merc.		Incremento		
	2021 Importe	2020 Importe	2021	2020	Importe	%	
1	Metlife México	20,990,627	20,637,291	12.70	12.50	353,336	1.7
2	G.N.P.	20,144,886	18,792,845	12.19	11.38	1,352,041	7.2
3	BBVA Seguros	13,705,673	16,093,841	8.30	9.75	(2,388,168)	(14.8)
4	Banorte	13,597,203	10,364,239	8.23	6.28	3,232,964	31.2
5	AXA Seguros	12,387,171	11,401,564	7.50	6.90	985,607	8.6
	<b>Grandes</b>	<b>80,825,560</b>	<b>77,289,780</b>	<b>48.92</b>	<b>46.80</b>	<b>3,535,780</b>	<b>4.6</b>
6	Quálitas	8,966,388	9,004,396	5.43	5.45	(38,008)	(0.4)
7	Monterrey New York Life	8,697,836	8,052,932	5.26	4.88	644,905	8.0
8	Mapfre México	6,180,538	5,687,184	3.74	3.44	493,354	8.7
9	Citibanamex Seguros	6,146,841	10,582,222	3.72	6.41	(4,435,381)	(41.9)
10	Chubb Seguros México	5,883,199	6,400,109	3.56	3.88	(516,910)	(8.1)
11	Inbursa	5,381,451	5,004,590	3.26	3.03	376,861	7.5
12	Atlas	4,369,595	3,897,233	2.64	2.36	472,362	12.1
13	Allianz México	4,106,212	4,285,445	2.49	2.60	(179,233)	(4.2)
14	GMX Seguros	3,443,485	3,065,890	2.08	1.86	377,595	12.3
15	Afirme	3,435,784	3,270,093	2.08	1.98	165,691	5.1
	<b>Medianas</b>	<b>56,611,329</b>	<b>59,250,093</b>	<b>34.26</b>	<b>35.88</b>	<b>(2,638,764)</b>	<b>(4.5)</b>
16	Zurich Santander	2,855,111	2,677,116	1.73	1.62	177,994	6.7
17	Seguros Azteca	2,846,622	2,497,041	1.72	1.51	349,580	14.0
18	HDI Seguros	2,024,766	2,297,387	1.23	1.39	(272,622)	(11.9)
19	Zurich Daños	1,599,112	1,898,679	0.97	1.15	(299,567)	(15.8)
20	HSBC Seguros	1,265,537	792,490	0.77	0.48	473,047	59.7
21	Seguros SURA	1,245,595	1,399,145	0.75	0.85	(153,550)	(11.0)
22	Hir Seguros	1,231,362	743,585	0.75	0.45	487,777	65.6
23	AIG Seguros	1,076,996	1,198,812	0.65	0.73	(121,816)	(10.2)
24	Cardif Vida	939,485	985,104	0.57	0.60	(45,619)	(4.6)
25	Ve Por Más	923,253	746,520	0.56	0.45	176,733	23.7
26	Seguros Argos	810,956	590,194	0.49	0.36	220,762	37.4
27	Seguros Azteca Daños	771,656	858,121	0.47	0.52	(86,465)	(10.1)
28	ANA	700,447	680,657	0.42	0.41	19,790	2.9
29	Agroasemex	684,402	1,981,448	0.41	1.20	(1,297,046)	(65.5)
30	Plan Seguro	672,734	555,178	0.41	0.34	117,556	21.2
31	BUPA México	652,338	557,363	0.39	0.34	94,975	17.0
32	El Potosí	576,669	528,811	0.35	0.32	47,858	9.1
33	General de Seguros	496,517	572,679	0.30	0.35	(76,162)	(13.3)
34	FM Global	467,717	370,989	0.28	0.22	96,728	26.1
35	Patrimonial Inbursa	464,094	572,346	0.28	0.35	(108,252)	(18.9)
36	Zurich Vida	451,394	565,868	0.27	0.34	(114,475)	(20.2)
37	La Latinoamericana	434,944	344,525	0.26	0	90,420	26.2
38	BBVA Salud	355,359	280,011	0.22	0.17	75,348	26.9
39	Insignia Life	333,928	480,645	0.20	0.29	(146,717)	(30.5)
40	HDI Global Seguros	324,050	431,196	0.20	0.26	(107,147)	(24.9)
41	El Águila	299,262	282,236	0.18	0.17	17,026	6.0
42	XL Seguros	278,837	539,911	0.17	0.33	(261,074)	(48.4)
43	Tokio Marine	277,047	354,486	0.17	0.21	(77,438)	(21.9)
44	Prudential	250,983	176,145	0.15	0.11	74,838	42.5

## Total General sin Pensiones

Cifras en miles

Compañías	Primas Directas		% Part. en Merc.		Incremento		
	2021 Importe	2020 Importe	2021	2020	Importe	%	
45	Cardif Seguros Generales	245,121	513,429	0.15	0.31	(268,308)	(52.3)
46	Primero Seguros	219,289	245,312	0.13	0.15	(26,024)	(10.6)
47	SIS NOVA	191,569	164,583	0.12	0.10	26,986	16.4
48	Sompo Japan	172,746	216,124	0.10	0.13	(43,379)	(20.1)
49	Solunion Crédito	158,285	130,518	0.10	0.08	27,767	21.3
50	Atradius	153,092	164,265	0.09	0.10	(11,173)	(6.8)
51	PREVEM Seguros	134,773	145,136	0.08	0.09	(10,364)	(7.1)
52	AXA Salud	122,623	2,748	0.07	0	119,874	*
53	Zurich Aseguradora Mexicana	120,762	34,874	0.07	0.02	85,889	246.3
54	Skandia Life	111,874	107,723	0.07	0.07	4,151	3.9
55	SHF Créd Vivienda	109,989	108,762	0.07	0.07	1,227	1.1
56	Dentegra	109,566	119,157	0.07	0	(9,592)	(8.1)
57	General de Salud	97,942	70,083	0.06	0.04	27,859	39.8
58	Berkley Seguros	96,730	81,562	0.06	0.05	15,168	18.6
59	Aserta Seguros de Vida	62,265	90,482	0.04	0.05	(28,217)	(31.2)
60	Swiss Re Corporate Solutions	57,465	7,599	0.03	0.00	49,866	656.2
61	Assurant Vida	50,130	65,725	0.03	0	(15,595)	(23.7)
62	MediAccess	45,120	46,512	0.03	0.03	(1,392)	(3.0)
63	Patrimonial Daños	43,542	44,144	0.03	0.03	(602)	(1.4)
64	Assurant Daños	39,492	60,626	0.02	0.04	(21,133)	(34.9)
65	Centauro	31,323	32,556	0.02	0.02	(1,233)	(3.8)
66	Metlife Más	29,011	32,873	0.02	0.02	(3,862)	(11.8)
67	Odontoprev	17,018	7,508	0.01	0.00	9,510	126.7
68	Genworth Seg. de Crédito	16,924	16,921	0.01	0.01	2	0.0
69	Tláloc Seguros	13,771	116,330	0.01	0.07	(102,559)	(88.2)
70	Crabi	9,524	2,360	0.01	0.00	7,164	303.6
71	Virginia Surety	9,489	6,176	0.01	0.00	3,313	53.6
72	SPP Seguros	1,435	4	0.00	0.00	1,431	*
73	Principal México	62	64	0.00	0.00	(2)	(2.8)
<b>Resto</b>		<b>27,782,103</b>	<b>28,592,845</b>	<b>16.82</b>	<b>17.32</b>	<b>(810,743)</b>	<b>(2.8)</b>
<b>Total</b>		<b>165,218,992</b>	<b>165,132,719</b>	<b>100.00</b>	<b>100.00</b>	<b>86,274</b>	<b>0.1</b>

NE = No Existe, ND = NO DISPONIBLE

\* % Extraordinario mayor de 1000%

## Análisis de Primas Directas

Primer Trimestre 2021

## Vida Total

Cifras en miles

Compañías	Primas Directas		% Part. en Merc.		Incremento		% de Cartera	
	2021 Importe	2020 Importe	2021	2020	Importe	%	Total Cartera	
1	Metlife México	15,689,603	15,184,656	20.75	19.95	504,947	3.33	9.50
2	BBVA Seguros	10,941,634	13,630,644	14.47	17.91	(2,689,009)	(19.73)	6.62
3	Banorte	9,580,444	6,034,439	12.67	7.93	3,546,005	58.76	5.80
4	G.N.P.	7,460,290	6,893,457	9.87	9.06	566,834	8.22	4.52
5	Citibanamex Seguros	5,925,515	10,298,403	7.84	13.53	(4,372,887)	(42.46)	3.59
	<b>Grandes</b>	<b>49,597,486</b>	<b>52,041,597</b>	<b>65.6</b>	<b>68.38</b>	<b>(2,444,111)</b>	<b>(4.7)</b>	<b>30.02</b>
6	Monterrey New York Life	5,706,247	5,448,718	7.55	7.16	257,529	4.73	3.45
7	Seguros Azteca	2,765,560	2,401,792	3.66	3.16	363,769	15.15	1.67
8	Allianz México	2,371,919	2,303,960	3.14	3.03	67,959	2.95	1.44
9	Zurich Santander	2,100,914	1,965,363	2.78	2.58	135,551	6.90	1.27
10	AXA Seguros	1,605,697	1,585,047	2.12	2.08	20,650	1.30	0.97
11	Inbursa	1,389,604	1,336,094	1.84	1.76	53,511	4.01	0.84
12	Mapfre México	1,348,544	1,920,173	1.78	2.52	(571,629)	(29.77)	0.82
13	Hir Seguros	1,223,257	735,959	1.62	0.97	487,297	66.21	0.74
14	HSBC Seguros	1,180,839	712,957	1.56	0.94	467,882	65.63	0.71
15	Afirme	915,806	583,528	1.21	0.77	332,278	56.94	0.55
	<b>Medianas</b>	<b>20,608,387</b>	<b>18,993,591</b>	<b>27.26</b>	<b>24.96</b>	<b>1,614,796</b>	<b>8.50</b>	<b>12.47</b>
16	Cardif Vida	915,268	982,462	1.21	1.29	(67,194)	(6.84)	0.55
17	Atlas	903,793	731,823	1.20	0.96	171,970	23.50	0.55
18	Seguros Argos	810,956	590,194	1.07	0.78	220,762	37.41	0.49
19	Chubb Seguros México	454,638	448,166	0.60	0.59	6,473	1.44	0.28
20	Insignia Life	333,928	480,645	0.44	0.63	(146,717)	(30.52)	0.20
21	Ve Por Más	301,953	236,683	0.40	0.31	65,270	27.58	0.18
22	Seguros SURA	296,670	348,488	0.39	0.46	(51,818)	(14.87)	0.18
23	Patrimonial Inbursa	290,993	338,933	0.38	0.45	(47,940)	(14.14)	0.18
24	Prudential	250,983	176,145	0.33	0.23	74,838	42.49	0.15
25	Zurich Vida	171,719	189,456	0.23	0.25	(17,738)	(9.36)	0.10
26	La Latinoamericana	150,832	119,957	0.20	0.16	30,875	25.74	0.09
27	Zurich Aseguradora Mexicana	118,636	32,780	0.16	0.04	85,857	261.92	0.07
28	Skandia Life	111,874	107,723	0.15	0.14	4,151	3.85	0.07
29	General de Seguros	95,258	79,229	0.13	0.10	16,029	20.23	0.06
30	Aserta Seguros de Vida	62,300	89,378	0.08	0.12	(27,078)	(30.30)	0.04
31	El Potosí	60,664	51,693	0.08	0.07	8,971	17.35	0.04
32	Assurant Vida	50,130	65,725	0.07	0.09	(15,595)	(23.73)	0.03
33	Tokio Marine	15,191	20,383	0.02	0.03	(5,192)	(25.47)	0.01
34	Agroasemex	1,444	2,286	0.00	0.00	(842)	(36.83)	0.00
35	HDI Seguros	347	(20,683)	0.00	(0.03)	21,030	(101.68)	0.00
36	Principal México	62	64	0.00	0.00	(2)	(2.75)	0.00
	<b>Resto</b>	<b>5,397,639</b>	<b>5,071,529</b>	<b>7.14</b>	<b>6.66</b>	<b>326,110</b>	<b>6.43</b>	<b>3.27</b>
	<b>Total</b>	<b>75,603,512</b>	<b>76,106,718</b>	<b>100.00</b>	<b>100.00</b>	<b>(503,206)</b>	<b>(0.7)</b>	<b>45.76</b>

NE = No Existe, ND = NO DISPONIBLE

\* % Extraordinario mayor de 1000%

## Vida Individual

Cifras en miles

Compañías	Primas Directas		% Part. en Merc.		Incremento		% de Cartera	
	2021 Importe	2020 Importe	2021	2020	Importe	%	Por Operación	Total Cartera
1 BBVA Seguros	9,956,702	12,560,426	22.40	25.04	(2,603,724)	(20.73)	91.00	72.65
1er Año	9,333,993	12,090,402	21.00	24.10	(2,756,409)	(22.80)	85.31	68.10
Renovación	575,098	464,402	1.29	0.93	110,696	23.84	5.26	4.20
Únicas	47,611	5,623	0.11	0.01	41,988	746.79	0.44	0.35
2 MetLife México	6,726,746	7,035,018	15.14	14.02	(308,271)	(4.38)	42.87	32.05
1er Año	651,112	745,406	1.47	1.49	(94,294)	(12.65)	4.15	3.10
Renovación	5,101,798	4,821,916	11.48	9.61	279,882	5.80	32.52	24.31
Únicas	973,836	1,467,695	2.19	2.93	(493,859)	(33.65)	6.21	4.64
3 G.N.P.	6,446,685	5,511,851	14.51	10.99	934,834	16.96	86.41	32.00
1er Año	732,003	821,554	1.65	1.64	(89,551)	(10.90)	9.81	3.63
Renovación	3,949,403	3,618,899	8.89	7.21	330,503	9.13	52.94	19.60
Únicas	1,765,279	1,071,397	3.97	2.14	693,882	64.76	23.66	8.76
4 Citibanamex Seguros	5,223,862	9,417,976	11.75	18.77	(4,194,114)	(44.53)	88.16	84.98
1er Año	3,112,623	7,317,445	7.00	14.59	(4,204,822)	(57.46)	52.53	50.64
Renovación	2,111,239	2,100,531	4.75	4.19	10,708	0.51	35.63	34.35
Únicas	0	0	0.00	0.00	0	-	0.00	0.00
5 Monterrey New York Life	5,134,056	4,900,978	11.55	9.77	233,078	4.76	89.97	59.03
1er Año	487,762	506,254	1.10	1.01	(18,492)	(3.65)	8.55	5.61
Renovación	3,268,062	3,011,965	7.35	6.00	256,096	8.50	57.27	37.57
Únicas	1,378,232	1,382,759	3.10	2.76	(4,527)	(0.33)	24.15	15.85
<b>Grandes</b>	<b>33,488,051</b>	<b>39,426,248</b>	<b>75.35</b>	<b>78.59</b>	<b>-5,938,197</b>	<b>-15.06</b>	<b>73.24</b>	<b>48.06</b>
1er Año	14,317,493	21,481,061	32.22	42.82	(7,163,568)	(33.35)	31.31	20.55
Renovación	15,005,599	14,017,714	33.77	27.94	987,885	7.05	32.82	21.53
Únicas	4,164,959	3,927,473	9.37	7.83	237,485	6.05	9.11	5.98
6 Allianz México	2,283,155	2,207,372	5.14	4.40	75,783	3.43	96.26	55.60
1er Año	1,287,075	1,068,618	2.90	2.13	218,457	20.44	54.26	31.34
Renovación	996,080	1,138,754	2.24	2.27	(142,674)	(12.53)	41.99	24.26
Únicas	0	0	0.00	0.00	0	-	0.00	0.00
7 Banorte	1,689,064	1,952,336	3.80	3.89	(263,272)	(13.48)	17.63	12.42
1er Año	615,818	691,751	1.39	1.38	(75,932)	(10.98)	6.43	4.53
Renovación	220,842	183,520	0.50	0.37	37,322	20.34	2.31	1.62
Únicas	852,404	1,077,066	1.92	2.15	(224,662)	(20.86)	8.90	6.27
8 Zurich Santander	1,529,082	1,357,631	3.44	2.71	171,451	12.63	72.78	53.56
1er Año	907,533	830,221	2.04	1.65	77,312	9.31	43.20	31.79
Renovación	248,348	230,970	0.56	0.46	17,379	7.52	11.82	8.70
Únicas	373,200	296,440	0.84	0.59	76,760	25.89	17.76	13.07
9 HSBC Seguros	1,153,126	622,273	2.59	1.24	530,852	85.31	97.65	91.12
1er Año	699,552	210,484	1.57	0.42	489,068	232.35	59.24	55.28
Renovación	453,574	411,790	1.02	0.82	41,784	10.15	38.41	35.84
Únicas	0	0	0.00	0.00	0	-	0.00	0.00
10 AXA Seguros	801,429	868,431	1.80	1.73	(67,002)	(7.72)	49.91	6.47
1er Año	202,885	289,798	0.46	0.58	(86,914)	(29.99)	12.64	1.64
Renovación	598,046	575,650	1.35	1.15	22,396	3.89	37.25	4.83
Únicas	498	2,982	0.00	0.01	(2,485)	(83.32)	0.03	0.00
11 Afirme	671,479	135,675	1.51	0.27	535,803	394.92	73.32	19.54
1er Año	671,479	135,675	1.51	0.27	535,803	394.92	73.32	19.54
Renovación	0	0	0.00	0.00	0	-	0.00	0.00
Únicas	0	0	0.00	0.00	0	-	0.00	0.00
12 Inbursa	643,604	876,688	1.45	1.75	(233,084)	(26.59)	46.32	11.96
1er Año	144,411	381,537	0.32	0.76	(237,126)	(62.15)	10.39	2.68
Renovación	499,193	495,152	1.12	0.99	4,041	0.82	35.92	9.28
Únicas	0	0	0.00	0.00	0	-	0.00	0.00

## Vida Individual

Cifras en miles

Compañías	Primas Directas		% Part. en Merc.		Incremento		% de Cartera	
	2021 Importe	2020 Importe	2021	2020	Importe	%	Por Operación	Total Cartera
13 Mapfre México	316,987	983,712	0.71	1.96	(666,725)	(67.78)	23.51	5.13
1er Año	129,271	809,127	0.29	1.61	(679,856)	(84.02)	9.59	2.09
Renovación	187,716	173,690	0.42	0.35	14,026	8.08	13.92	3.04
Únicas	0	895	0.00	0.00	(895)	(100.00)	0.00	0.00
14 Seguros Argos	258,269	300,424	0.58	0.60	(42,155)	(14.03)	31.85	31.85
1er Año	19,344	22,223	0.04	0.04	(2,879)	(12.95)	2.39	2.39
Renovación	95,343	207,474	0.21	0.41	(112,132)	(54.05)	11.76	11.76
Únicas	143,582	70,726	0.32	0.14	72,856	103.01	17.71	17.71
15 Prudential	250,983	176,145	0.56	0.35	74,838	42.49	100.00	100.00
1er Año	100,914	64,231	0.23	0.13	36,683	57.11	40.21	40.21
Renovación	139,447	94,545	0.31	0.19	44,902	47.49	55.56	55.56
Únicas	10,621	17,369	0.02	0.03	(6,747)	(38.85)	4.23	4.23
<b>Medianas</b>	<b>9,597,176</b>	<b>9,480,687</b>	<b>21.60</b>	<b>18.90</b>	<b>116,489</b>	<b>1.23</b>	<b>44.52</b>	<b>19.09</b>
1er Año	4,778,282	4,503,664	10.75	8.98	274,617	6.10	22.17	9.51
Renovación	3,438,590	3,511,545	7.74	7.00	(72,955)	(2.08)	15.95	6.84
Únicas	1,380,304	1,465,478	3.11	2.92	(85,174)	(5.81)	6.40	2.75
16 Patrimonial Inbursa	246,977	303,771	0.56	0.61	(56,795)	(18.70)	84.87	53.22
1er Año	246,977	303,771	0.56	0.61	(56,795)	(18.70)	84.87	53.22
Renovación	0	0	0.00	0.00	0	-	0.00	0.00
Únicas	0	0	0.00	0.00	0	-	0.00	0.00
17 Cardif Vida	219,544	196,666	0.49	0.39	22,878	11.63	23.99	23.37
1er Año	152,742	196,666	0.34	0.39	(43,924)	(22.33)	16.69	16.26
Renovación	66,802	0	0.15	0.00	66,802	-	7.30	7.11
Únicas	0	0	0.00	0.00	0	-	0.00	0.00
18 Atlas	215,330	169,978	0.48	0.34	45,352	26.68	23.83	4.93
1er Año	25,761	14,946	0.06	0.03	10,815	72.36	2.85	0.59
Renovación	136,602	133,848	0.31	0.27	2,753	2.06	15.11	3.13
Únicas	52,967	21,183	0.12	0.04	31,784	150.04	5.86	1.21
19 Insignia Life	212,296	192,355	0.48	0.38	19,941	10.37	63.58	63.58
1er Año	44,139	68,030	0.10	0.14	(23,891)	(35.12)	13.22	13.22
Renovación	172,652	123,966	0.39	0.25	48,685	39.27	51.70	51.70
Únicas	(4,495)	358	-0.01	0.00	(4,853)	*	(1.35)	(1.35)
20 Chubb Seguros México	167,269	88,925	0.38	0.18	78,344	88.10	36.79	2.84
1er Año	167,269	88,925	0.38	0.18	78,344	88.10	36.79	2.84
Renovación	0	0	0.00	0.00	0	-	0.00	0.00
Únicas	0	0	0.00	0.00	0	-	0.00	0.00
21 Skandia Life	110,875	106,859	0.25	0.21	4,016	3.76	99.11	99.11
1er Año	59,515	53,155	0.13	0.11	6,360	11.97	53.20	53.20
Renovación	51,360	53,704	0.12	0.11	(2,344)	(4.37)	45.91	45.91
Únicas	0	0	0.00	0.00	0	-	0.00	0.00
22 Ve Por Más	82,724	47,420	0.19	0.09	35,305	74.45	27.40	8.96
1er Año	1,296	539	0.00	0.00	757	140.35	0.43	0.14
Renovación	3,571	2,785	0.01	0.01	786	28.23	1.18	0.39
Únicas	77,858	44,096	0.18	0.09	33,762	76.56	25.78	8.43

## Vida Individual

Cifras en miles

Compañías	Primas Directas		% Part. en Merc.		Incremento		% de Cartera	
	2021 Importe	2020 Importe	2021	2020	Importe	%	Por Operación	Total Cartera
23 General de Seguros	32,887	29,448	0.07	0.06	3,439	11.68	34.52	6.62
1er Año	10,303	9,778	0.02	0.02	525	5.37	10.82	2.08
Renovación	22,584	19,670	0.05	0.04	2,914	14.81	23.71	4.55
Únicas	0	0	0.00	0.00	0	-	0.00	0.00
24 Seguros Azteca	32,194	59,776	0.07	0.12	(27,582)	(46.14)	1.16	1.13
1er Año	0	0	0.00	0.00	0	-	0.00	0.00
Renovación	0	0	0.00	0.00	0	-	0.00	0.00
Únicas	32,194	59,776	0.07	0.12	(27,582)	(46.14)	1.16	1.13
25 El Potosí	19,353	17,463	0.04	0.03	1,890	10.82	31.90	3.36
1er Año	4,466	3,743	0.01	0.01	722	19.30	7.36	0.77
Renovación	14,887	13,112	0.03	0.03	1,775	13.54	24.54	2.58
Únicas	0	608	0.00	0.00	(608)	(100.00)	0.00	0.00
26 Seguros SURA	10,147	41,459	0.02	0.08	(31,312)	(75.53)	3.42	0.81
1er Año	3,357	15,178	0.01	0.03	(11,820)	(77.88)	1.13	0.27
Renovación	6,297	10,036	0.01	0.02	(3,739)	(37.26)	2.12	0.51
Únicas	493	16,246	0.00	0.03	(15,753)	(96.97)	0.17	0.04
27 La Latinoamericana	2,541	2,966	0.01	0.01	(425)	(14.32)	1.68	0.58
1er Año	401	420	0.00	0.00	(18)	(4.40)	0.27	0.09
Renovación	2,140	2,546	0.00	0.01	(406)	(15.96)	1.42	0.49
Únicas	0	0	0.00	0.00	0	-	0.00	0.00
28 Hir Seguros	1,948	1,794	0.00	0.00	154	8.59	0.16	0.16
1er Año	79	46	0.00	0.00	33	70.33	0.01	0.01
Renovación	1,869	1,747	0.00	0.00	121	6.94	0.15	0.15
Únicas	0	0	0.00	0.00	0	-	0.00	0.00
29 Zurich Vida	1,700	2,001	0.00	0.00	(300)	(15.01)	0.99	0.38
1er Año	53	29	0.00	0.00	24	84.09	0.03	0.01
Renovación	1,648	1,942	0.00	0.00	(294)	(15.16)	0.96	0.37
Únicas	0	30	0.00	0.00	(30)	(100.00)	0.00	0.00
30 Principal México	62	64	0.00	0.00	(2)	(2.75)	100.00	100.00
1er Año	61	63	0.00	0.00	(2)	(2.55)	98.79	98.79
Renovación	0	0	0.00	0.00	0	-	0.00	0.00
Únicas	1	1	0.00	0.00	0	(16.67)	1.21	1.21
31 Aserta Seguros de Vida	5	0	0.00	0.00	5	-	0.01	0.01
1er Año	5	0	0.00	0.00	5	-	0.01	0.01
Renovación	0	0	0.00	0.00	0	-	0.00	0.00
Únicas	0	0	0.00	0.00	0	-	0.00	0.00
<b>Resto</b>	<b>1,355,851</b>	<b>1,260,944</b>	<b>3.05</b>	<b>2.51</b>	<b>94,907</b>	<b>7.53</b>	<b>16.66</b>	<b>6.66</b>
1er Año	716,425	755,290	1.61	1.51	(38,865)	(5.15)	8.80	3.52
Renovación	480,410	363,357	1.08	0.72	117,053	32.21	5.90	2.36
Únicas	159,017	142,298	0.36	0.28	16,719	11.75	1.95	0.78
<b>Total</b>	<b>44,441,078</b>	<b>50,167,880</b>	<b>100.00</b>	<b>100.00</b>	<b>-5,726,802</b>	<b>-11.42</b>	<b>58.93</b>	<b>31.67</b>
1er Año	19,812,199	26,740,015	44.58	53.30	(6,927,816)	(25.91)	26.27	14.12
Renovación	18,924,599	17,892,615	42.58	35.67	1,031,983	5.77	25.09	13.49
Únicas	5,704,280	5,535,249	12.84	11.03	169,031	3.05	7.56	4.06

NE = No Existe

\* % Extraordinario mayor de 1000%

## Vida Grupo

Cifras en miles

Compañías	Primas Directas		% Part. en Merc.		Incremento		% de Cartera	
	2021 Importe	2020 Importe	2021	2020	Importe	%	Por Operación	Total Cartera
1 Metlife México	8,962,856	8,149,638	30.04	32.79	813,218	9.98	57.13	42.7
1er Año	1,539,398	1,668,072	5.16	6.71	(128,675)	(7.71)	9.81	7.33
Renovación	7,191,766	6,253,913	24.11	25.17	937,853	15.00	45.84	34.26
Únicas	231,693	227,653	0.78	0.92	4,039	1.77	1.48	1.1
2 Banorte	7,891,380	4,082,103	26.45	16.43	3,809,277	93.32	82.37	58.04
1er Año	367,764	339,784	1.23	1.37	27,980	8.23	3.84	2.7
Renovación	7,523,616	3,742,319	25.22	15.06	3,781,297	101.04	78.53	55.33
Únicas	0	0	0.00	0.00	0	-	0	0
3 Seguros Azteca	2,733,366	2,342,015	9.16	9.42	391,350	16.71	98.84	96.02
1er Año	2,732,529	2,340,866	9.16	9.42	391,663	16.73	98.81	95.99
Renovación	837	1,068	0.00	0.00	(231)	(21.63)	0.03	0.03
Únicas	0	81	0.00	0.00	(81)	(100.00)	0	0
4 Hir Seguros	1,221,309	734,166	4.09	2.95	487,143	66.35	99.84	99.18
1er Año	136,284	70,102	0.46	0.28	66,182	94.41	11.14	11.07
Renovación	1,085,025	664,064	3.64	2.67	420,962	63.39	88.7	88.12
Únicas	0	0	0.00	0.00	0	-	0	0
5 G.N.P.	1,013,606	1,381,606	3.40	5.56	(368,000)	(26.64)	13.59	5.03
1er Año	1,013,567	1,381,468	3.40	5.56	(367,901)	(26.63)	13.59	5.03
Renovación	0	90	0.00	0.00	(90)	(100.00)	0	0
Únicas	39	48	0.00	0.00	(9)	(19.03)	0	0
<b>Grandes</b>	<b>21,822,516</b>	<b>16,689,528</b>	<b>73.15</b>	<b>67.16</b>	<b>5,132,989</b>	<b>30.76</b>	<b>59.43</b>	<b>37.11</b>
1er Año	5,789,540	5,800,292	19.41	23.34	(10,752)	(0.19)	15.77	9.84
Renovación	15,801,244	10,661,453	52.96	42.90	5,139,791	48.21	43.03	26.87
Únicas	231,731	227,782	0.78	0.92	3,949	1.73	0.63	0.39
6 BBVA Seguros	984,933	1,070,218	3.30	4.31	(85,285)	(7.97)	9	7.19
1er Año	2,535	5,363	0.01	0.02	(2,828)	(52.73)	0.02	0.02
Renovación	581,329	642,632	1.95	2.59	(61,303)	(9.54)	5.31	4.24
Únicas	401,068	422,222	1.34	1.70	(21,154)	(5.01)	3.67	2.93
7 AXA Seguros	749,314	658,726	2.51	2.65	90,588	13.75	46.67	6.05
1er Año	82,873	42,870	0.28	0.17	40,003	93.31	5.16	0.67
Renovación	666,441	615,857	2.23	2.48	50,585	8.21	41.5	5.38
Únicas	0	0	0.00	0.00	0	-	0	0
8 Inbursa	745,908	459,327	2.50	1.85	286,581	62.39	53.68	13.86
1er Año	745,908	459,327	2.50	1.85	286,581	62.39	53.68	13.86
Renovación	0	0	0.00	0.00	0	-	0	0
Únicas	0	0	0.00	0.00	0	-	0	0
9 Cardif Vida	695,724	785,795	2.33	3.16	(90,071)	(11.46)	76.01	74.05
1er Año	55,537	268,126	0.19	1.08	(212,589)	(79.29)	6.07	5.91
Renovación	513,760	438,809	1.72	1.77	74,951	17.08	56.13	54.69
Únicas	126,426	78,859	0.42	0.32	47,567	60.32	13.81	13.46
10 Atlas	688,463	561,846	2.31	2.26	126,618	22.54	76.17	15.76
1er Año	688,492	561,858	2.31	2.26	126,634	22.54	76.18	15.76
Renovación	0	0	0.00	0.00	0	-	0	0
Únicas	-29	-12	0.00	0.00	(16)	134.12	0	0
11 Mapfre México	676,610	566,508	2.27	2.28	110,102	19.44	50.17	10.95
1er Año	676,610	566,508	2.27	2.28	110,102	19.44	50.17	10.95
Renovación	0	0	0.00	0.00	0	-	0	0
Únicas	0	0	0.00	0.00	0	-	0	0
12 Zurich Santander	571,833	607,733	1.92	2.45	(35,900)	(5.91)	27.22	20.03
1er Año	168,331	109,955	0.56	0.44	58,377	53.09	8.01	5.9
Renovación	350	15,104	0.00	0.06	(14,754)	(97.68)	0.02	0.01
Únicas	403,151	482,674	1.35	1.94	(79,523)	(16.48)	19.19	14.12
13 Monterrey New York Life	570,036	529,780	1.91	2.13	40,255	7.60	9.99	6.55
1er Año	13,585	44,534	0.05	0.18	(30,949)	(69.50)	0.24	0.16
Renovación	556,450	485,246	1.87	1.95	71,204	14.67	9.75	6.4
Únicas	0	0	0.00	0.00	0	-	0	0

## Vida Grupo

Cifras en miles

Compañías	Primas Directas		% Part. en Merc.		Incremento		% de Cartera	
	2021 Importe	2020 Importe	2021	2020	Importe	%	Por Operación	Total Cartera
14 Seguros Argos	552,687	289,770	1.85	1.17	262,917	90.73	68.15	68.15
1er Año	101,747	174,269	0.34	0.70	(72,522)	(41.61)	12.55	12.55
Renovación	450,940	115,501	1.51	0.46	335,439	290.42	55.61	55.61
Únicas	0	0	0.00	0.00	0	-	0	0
15 Chubb Seguros México	287,370	359,241	0.96	1.45	(71,871)	(20.01)	63.21	4.88
1er Año	287,370	359,241	0.96	1.45	(71,871)	(20.01)	63.21	4.88
Renovación	0	0	0.00	0.00	0	-	0	0
Únicas	0	0	0	0	0	-	0	0
<b>Medianas</b>	<b>6,522,877</b>	<b>5,888,944</b>	<b>21.86</b>	<b>23.7</b>	<b>633,933</b>	<b>10.76</b>	<b>24.92</b>	<b>10.66</b>
1er Año	2,822,989	2,592,051	9.46	10.43	230,938	8.91	10.78	4.61
Renovación	2,769,271	2,313,149	9.28	9.31	456,122	19.72	10.58	4.52
Únicas	930,617	983,744	3.12	3.96	(53,127)	(5.40)	3.56	1.52
16 Afirme	244,327	447,853	0.82	1.80	(203,526)	(45.44)	26.68	7.11
1er Año	244,327	447,853	0.82	1.80	(203,526)	(45.44)	26.68	7.11
Renovación	0	0	0.00	0.00	0	-	0	0
Únicas	0	0	0.00	0.00	0	-	0	0
17 Seguros SURA	226,182	248,291	0.76	1.00	(22,109)	(8.90)	76.24	18.16
1er Año	167,756	155,178	0.56	0.62	12,578	8.11	56.55	13.47
Renovación	58,427	93,113	0.20	0.37	(34,687)	(37.25)	19.69	4.69
Únicas	0	0	0.00	0.00	0	-	0	0
18 Ve Por Más	219,229	189,263	0.73	0.76	29,966	15.83	72.6	23.75
1er Año	31,870	56,375	0.11	0.23	(24,505)	(43.47)	10.55	3.45
Renovación	187,359	132,888	0.63	0.53	54,470	40.99	62.05	20.29
Únicas	0	0	0.00	0.00	0	-	0	0
19 Zurich Vida	170,018	187,456	0.57	0.75	(17,437)	(9.30)	99.01	37.67
1er Año	25,427	11,508	0.09	0.05	13,920	120.96	14.81	5.63
Renovación	85,931	108,004	0.29	0.43	(22,073)	(20.44)	50.04	19.04
Únicas	58,660	67,944	0.20	0.27	(9,284)	(13.66)	34.16	13
20 Zurich Aseguradora Mexicana	118,636	32,780	0.40	0.13	85,857	261.92	100	98.24
1er Año	118,636	32,780	0.40	0.13	85,857	261.92	100	98.24
Renovación	0	0	0.00	0.00	0	-	0	0
Únicas	0	0	0.00	0.00	0	-	0	0
21 Insignia Life	109,132	139,568	0.37	0.56	(30,436)	(21.81)	32.68	32.68
1er Año	65,848	186,351	0.22	0.75	(120,503)	(64.66)	19.72	19.72
Renovación	43,284	-46,783	0.15	(0.19)	90,067	(192.52)	12.96	12.96
Únicas	0	0	0.00	0.00	0	-	0	0
22 General de Seguros	62,371	49,781	0.21	0.20	12,590	25.29	65.48	12.56
1er Año	-2,290	11,690	(0.01)	0.05	(13,979)	(119.59)	-2.4	-0.46
Renovación	64,661	38,092	0.22	0.15	26,569	69.75	67.88	13.02
Únicas	0	0	0.00	0.00	0	-	0	0
23 Aserta Seguros de Vida	62,295	89,378	0.21	0.36	(27,083)	(30.30)	99.99	100.05
1er Año	28,903	53,639	0.10	0.22	(24,736)	(46.12)	46.39	46.42
Renovación	19,539	20,416	0.07	0.08	(877)	(4.30)	31.36	31.38
Únicas	13,853	15,322	0.05	0.06	(1,469)	(9.59)	22.24	22.25
24 Allianz México	59,091	94,260	0.20	0.38	(35,169)	(37.31)	2.49	1.44
1er Año	-18,767	22,187	(0.06)	0.09	(40,954)	(184.59)	-0.79	-0.46
Renovación	77,858	72,073	0.26	0.29	5,785	8.03	3.28	1.9
Únicas	0	0	0.00	0.00	0	-	0	0
25 Assurant Vida	50,130	65,725	0.17	0.26	(15,595)	(23.73)	100	100
1er Año	47,323	62,094	0.16	0.25	(14,771)	(23.79)	94.4	94.4
Renovación	2,807	3,631	0.01	0.01	(824)	(22.69)	5.6	5.6
Únicas	0	0	0.00	0.00	0	-	0	0
26 Patrimonial Inbursa	44,016	35,162	0.15	0.14	8,854	25.18	15.13	9.48
1er Año	44,016	35,162	0.15	0.14	8,854	25.18	15.13	9.48
Renovación	0	0	0.00	0.00	0	-	0	0
Únicas	0	0	0.00	0.00	0	-	0	0



## Vida Grupo

Cifras en miles

Compañías	Primas Directas		% Part. en Merc.		Incremento		% de Cartera	
	2021 Importe	2020 Importe	2021	2020	Importe	%	Por Operación	Total Cartera
27 Citibanamex Seguros	42,168	9,187	0.14	0.04	32,980	358.98	0.71	0.69
1er Año	115,765	1,790	0.39	0.01	113,975	*	1.95	1.88
Renovación	-73,598	7,397	(0.25)	0.03	(80,995)	*	-1.24	-1.2
Únicas	0	0	0.00	0.00	0	-	0	0
28 El Potosí	41,311	34,231	0.14	0.14	7,081	20.68	68.1	7.16
1er Año	12,510	18,041	0.04	0.07	(5,530)	(30.66)	20.62	2.17
Renovación	28,801	16,190	0.10	0.07	12,611	77.90	47.48	4.99
Únicas	0	0	0.00	0.00	0	-	0	0
29 HSBC Seguros	27,714	90,684	0.09	0.36	(62,970)	(69.44)	2.35	2.19
1er Año	27,203	91,546	0.09	0.37	(64,344)	(70.29)	2.3	2.15
Renovación	511	-863	0.00	0.00	1,373	(159.18)	0.04	0.04
Únicas	0	0	0.00	0.00	0	-	0	0
30 Tokio Marine	9,534	14,198	0.03	0.06	(4,665)	(32.85)	62.76	3.44
1er Año	1,743	4,405	0.01	0.02	(2,663)	(60.44)	11.47	0.63
Renovación	7,791	9,793	0.03	0.04	(2,002)	(20.44)	51.29	2.81
Únicas	0	0	0.00	0.00	0	-	0	0
31 Agroasemex	1,444	2,286	0.00	0.01	(842)	(36.83)	100	0.21
1er Año	1,444	2,286	0.00	0.01	(842)	(36.83)	100	0.21
Renovación	0	0	0.00	0.00	0	-	0	0
Únicas	0	0	0.00	0.00	0	-	0	0
32 Skandia Life	999	864	0.00	0.00	135	15.62	0.89	0.89
1er Año	0	0	0.00	0.00	0	-	0	0
Renovación	999	864	0.00	0.00	135	15.62	0.89	0.89
Únicas	0	0	0.00	0.00	0	-	0	0
33 HDI Seguros	347	-20,683	0.00	(0.08)	21,030	(101.68)	100	0.02
1er Año	0	0	0.00	0.00	0	-	0	0
Renovación	347	-20,683	0.00	(0.08)	21,030	(101.68)	100	0.02
Únicas	0	0	0.00	0.00	0	-	0	0
<b>Resto</b>	<b>1,488,944</b>	<b>1,710,282</b>	<b>4.99</b>	<b>6.88</b>	<b>-221,338</b>	<b>-12.94</b>	<b>12.1</b>	<b>6.54</b>
1er Año	911,716	1,192,884	3.06	4.8	-281,167	-23.57	7.41	4
Renovación	504,715	434,132	1.69	1.75	70,583	16.26	4.1	2.22
Únicas	72,513	83,266	0.24	0.34	-10,753	(12.91)	0.59	0.32
<b>Total</b>	<b>29,834,337</b>	<b>24,288,754</b>	<b>100</b>	<b>97.74</b>	<b>5,545,584</b>	<b>22.83</b>	<b>39.67</b>	<b>20.89</b>
1er Año	9,524,246	9,585,227	31.92	38.57	(60,982)	(0.64)	12.66	6.67
Renovación	19,075,230	13,408,734	63.94	53.96	5,666,496	42.26	25.37	13.36
Únicas	1,234,862	1,294,792	4.14	5.21	(59,931)	(4.63)	1.64	0.86

NE = No Existe

\* % Extraordinario mayor de 1000%

## Vida Colectivo

Cifras en miles

Compañías	Primas Directas		% Part. en Merc.		Incremento		% de Cartera	
	2021 Importe	2020 Importe	2021	2020	Importe	%	Por Operación	Total Cartera
1 Citibanamex Seguros	659,486	871,240	49.66	52.80	(211,754)	(24.30)	11.13	10.73
1er Año	130,664	0	9.84	0.00	130,664	*	2.21	2.13
Renovación	528,822	871,240	39.82	52.80	(342,418)	(39.30)	8.92	8.6
Únicas	0	0	0.00	0.00	0	-	0	0
2 Mapfre México	354,947	369,953	26.73	22.42	(15,006)	(4.06)	26.32	5.74
1er Año	354,947	369,953	26.73	22.42	(15,006)	(4.06)	26.32	5.74
Renovación	0	0	0.00	0.00	0	-	0	0
Únicas	0	0	0.00	0.00	0	-	0	0
3 La Latinoamericana	148,291	116,991	11.17	7.09	31,300	26.75	98.32	34.09
1er Año	99,557	51,032	7.50	3.09	48,526	95.09	66.01	22.89
Renovación	48,733	65,959	3.67	4.00	(17,226)	(26.12)	32.31	11.2
Únicas	0	0	0.00	0.00	0	-	0	0
4 Seguros SURA	60,341	58,738	4.54	3.56	1,603	2.73	20.34	4.84
1er Año	13,473	25,497	1.01	1.55	(12,024)	(47.16)	4.54	1.08
Renovación	46,868	33,241	3.53	2.01	13,627	40.99	15.8	3.76
Únicas	0	0	0.00	0.00	0	-	0	0
5 AXA Seguros	54,954	57,890	4.14	3.51	(2,936)	(5.07)	3.42	0.44
1er Año	74	-2	0.01	0.00	76	*	0	0
Renovación	54,881	57,892	4.13	3.51	(3,011)	(5.20)	3.42	0.44
Únicas	0	0	0.00	0.00	0	-	0	0
<b>Grandes</b>	<b>1,278,018</b>	<b>1,474,811</b>	<b>96.23</b>	<b>89.38</b>	<b>-196,793</b>	<b>-13.34</b>	<b>13.7</b>	<b>4.84</b>
1er Año	598,714	446,479	45.08	27.06	152,235	34.10	6.42	2.27
Renovación	679,304	1,028,332	51.15	62.32	(349,028)	(33.94)	7.28	2.57
Únicas	0	0	0.00	0.00	0	-	0	0
6 Allianz México	29,673	2,328	2.23	0.14	27,345	*	1.25	0.72
1er Año	29,673	2,328	2.23	0.14	27,345	*	1.25	0.72
Renovación	0	0	0.00	0.00	0	-	0	0
Únicas	0	0	0.00	0.00	0	-	0	0
7 Insignia Life	12,501	148,722	0.94	9.01	(136,222)	(91.59)	3.74	3.74
1er Año	4,916	155,623	0.37	9.43	(150,707)	(96.84)	1.47	1.47
Renovación	7,584	-6,901	0.57	(0.42)	14,485	(209.90)	2.27	2.27
Únicas	0	0	0.00	0.00	0	-	0	0
8 Tokio Marine	5,657	6,185	0.43	0.37	(527)	(8.53)	37.24	2.04
1er Año	5,657	6,104	0.43	0.37	(447)	(7.32)	37.24	2.04
Renovación	0	81	0.00	0.00	(81)	(100.00)	0	0
Únicas	0	0	0.00	0.00	0	-	0	0
9 Monterrey New York Life	2,156	17,959	0.16	1.09	(15,804)	(88.00)	0.04	0.02
1er Año	37	9,709	0.00	0.59	(9,672)	(99.62)	0	0
Renovación	2,119	8,250	0.16	0.50	(6,132)	(74.32)	0.04	0.02
Únicas	0	0	0.00	0.00	0	-	0	0
10 Inbursa	92	79	0.01	0.00	14	17.55	0.01	0
1er Año	92	79	0.01	0.00	14	17.55	0.01	0
Renovación	0	0	0.00	0.00	0	-	0	0
Únicas	0	0	0.00	0.00	0	-	0	0
11 Cardif Vida	0	1	0.00	0.00	(1)	(100.00)	0	0
1er Año	0	1	0.00	0.00	(1)	(100.00)	0	0
Renovación	0	0	0.00	0.00	0	-	0	0
Únicas	0	0	0.00	0.00	0	-	0	0
<b>Medianas</b>	<b>50,079</b>	<b>175,274</b>	<b>3.77</b>	<b>10.62</b>	<b>(125,195)</b>	<b>(71.43)</b>	<b>0.47</b>	<b>0.25</b>
1er Año	40,376	173,844	3.04	10.54	(133,468)	(76.77)	0.38	0.2
Renovación	9,703	1,430	0.73	0.09	8,273	578.48	0.09	0.05
Únicas	0	0	0.00	0.00	0	-	0	0
<b>Total</b>	<b>1,328,097</b>	<b>1,650,085</b>	<b>100</b>	<b>100</b>	<b>(321,988)</b>	<b>(19.51)</b>	<b>6.62</b>	<b>2.88</b>
1er Año	639,090	620,323	48.12	37.59	18,767	3.03	3.19	1.39
Renovación	689,007	1,029,762	51.88	62.41	(340,755)	(33.09)	3.43	1.49
Únicas	0	0	0.00	0.00	0	-	0	0

NE = No Existe

\* % Extraordinario mayor de 1000%

## Análisis de Primas Directas

Primer Trimestre 2021

## Pensiones Total

Cifras en miles

Compañías	Primas Directas		% Part. en Merc.		Incremento	
	2021 Importe	2020 Importe	2021	2020	Importe	%
1 Pensiones Banorte	4,367,060	3,489,245	42.22	47.21	877,815	25.16
2 BBVA Pensiones	3,251,835	1,945,501	31.44	26.32	1,306,333	67.15
3 ProFuturo Pensiones	2,719,993	1,949,108	26.29	26.37	770,885	39.55
4 Citibanamex Pensiones	2,713	2,702	0.03	0.04	11	0.41
5 HSBC Pensiones	1,715	1,609	0.02	0.02	106	6.56
<b>Grandes</b>	<b>10,343,316</b>	<b>7,388,166</b>	<b>99.99</b>	<b>99.96</b>	<b>2,955,150</b>	<b>40.00</b>
6 Metlife Pensiones	1,152	0	0.01	0.00	1,152	
7 Pensiones Inbursa	54	2,702	0.00	0.04	(2,648)	(98.01)
<b>Medianas</b>	<b>1,206</b>	<b>2,702</b>	<b>0.01</b>	<b>0.04</b>	<b>(1,496)</b>	<b>(55.36)</b>
<b>Total</b>	<b>10,344,522</b>	<b>7,390,868</b>	<b>100.0</b>	<b>100.0</b>	<b>2,953,654</b>	<b>39.96</b>

## Análisis de Primas Directas

Primer Trimestre 2021

## Pensiones IMSS

Cifras en miles

Compañías	Primas Directas		% Part. en Merc.		Incremento		% Part. Cartera Por Operación
	2021 Importe	2020 Importe	2021	2020	Importe	%	
1 Pensiones Banorte	3,673,731	2,167,837	45.99	46.57	1,505,894	69.47	84.12
2 BBVA Pensiones	2,536,241	1,247,972	31.75	26.81	1,288,269	103.23	77.99
3 ProFuturo Pensiones	1,771,948	1,232,221	22.18	26.47	539,727	43.80	65.15
4 Citibanamex Pensiones	2,713	2,702	0.03	0.06	11	0.41	100.00
5 HSBC Pensiones	1,715	1,609	0.02	0.03	106	6.56	100.00
<b>Grandes</b>	<b>7,986,347</b>	<b>4,652,341</b>	<b>99.98</b>	<b>99.94</b>	<b>3,334,007</b>	<b>71.66</b>	<b>77.21</b>
6 Metlife Pensiones	1,152	0	0.01	0.00	1,152		100.00
7 Pensiones Inbursa	54	2,702	0.00	0.06	(2,648)	(98.01)	100.00
<b>Medianas</b>	<b>1,206</b>	<b>2,702</b>	<b>0.02</b>	<b>0.06</b>	<b>(1,496)</b>	<b>(55.36)</b>	<b>100.00</b>
<b>Total</b>	<b>7,987,553</b>	<b>4,655,043</b>	<b>100.0</b>	<b>100.0</b>	<b>3,332,511</b>	<b>71.59</b>	<b>77.22</b>

## Análisis de Primas Directas

Primer Trimestre 2021

## Pensiones Incapacidad Permanente (Riesgos de Trabajo) IMSS

Cifras en miles

Compañías	Primas Directas		% Part. en Merc.		Incremento		% Part. Cartera Por Operación
	2021 Importe	2020 Importe	2021	2020	Importe	%	
1 BBVA Pensiones	610,011	336,138	54.81	41.20	273,873	81.48	18.76
2 ProFuturo Pensiones	420,549	384,940	37.79	47.18	35,609	9.25	15.46
3 Pensiones Banorte	82,115	94,450	7.38	11.58	(12,335)	(13.06)	1.88
4 HSBC Pensiones	180	79	0.02	0.01	101	128.46	10.48
5 Metlife Pensiones	69	0	0.01	0.00	69		6.02
<b>Grandes</b>	<b>1,112,925</b>	<b>815,607</b>	<b>100.00</b>	<b>99.96</b>	<b>297,318</b>	<b>36.45</b>	<b>10.76</b>
6 Citibanamex Pensiones	46	289	0.00	0.04	(243)	(84.12)	1.69
<b>Medianas</b>	<b>46</b>	<b>289</b>	<b>0.00</b>	<b>0.04</b>	<b>(243)</b>	<b>(84.12)</b>	<b>1.69</b>
<b>Total</b>	<b>1,112,971</b>	<b>815,896</b>	<b>100.0</b>	<b>100.0</b>	<b>297,075</b>	<b>36.41</b>	<b>10.76</b>

NE = No Existe

\* % Extraordinario mayor de 1000%

## Análisis de Primas Directas

Primer Trimestre 2021

## Pensiones Muerte (Riesgos de Trabajo) IMSS

Cifras en mile

Compañías	Primas Directas		% Part. en Merc.		Incremento		% Part. Cartera Por Operación
	2021 Importe	2020 Importe	2021	2020	Importe	%	
1 Pensiones Banorte	123,199	104,817	46.68	44.51	18,382	17.54	2.82
2 BBVA Pensiones	104,161	48,900	39.47	20.76	55,261	113.01	3.20
3 ProFuturo Pensiones	36,559	81,573	13.85	34.64	(45,014)	(55.18)	1.34
4 Citibanamex Pensiones	0	220	0.00	0.09	(220)	(100.00)	0.00
<b>Total</b>	<b>263,920</b>	<b>235,510</b>	<b>100.00</b>	<b>100.00</b>	<b>28,410</b>	<b>12.06</b>	<b>2.55</b>

## Análisis de Primas Directas

Primer Trimestre 2021

## Pensiones Invalidez (Invalidez y Vida) IMSS

Cifras en mile

Compañías	Primas Directas		% Part. en Merc.		Incremento		% Part. Cartera Por Operación
	2021	2020	2021	2020	Importe	%	
1 Pensiones Banorte	993,371	885,955	69.67	69.63	107,416	12.12	22.75
2 BBVA Pensiones	305,063	280,058	21.40	22.01	25,004	8.93	9.38
3 ProFuturo Pensiones	125,808	101,542	8.82	7.98	24,267	23.90	4.63
4 HSBC Pensiones	1,535	1,432	0.11	0.11	103	7.19	89.52
5 Citibanamex Pensiones	0	692	0.00	0.05	(692)	(100.00)	0.00
<b>Grandes</b>	<b>1,425,776</b>	<b>1,269,678</b>	<b>100.00</b>	<b>99.79</b>	<b>156,098</b>	<b>12.29</b>	<b>13.78</b>
6 Pensiones Inbursa	0	2,702	0.00	0.21	(2,702)	(100.00)	0.00
<b>Medianas</b>	<b>0</b>	<b>2,702</b>	<b>0.00</b>	<b>0.21</b>	<b>(2,702)</b>	<b>(100.00)</b>	<b>0.00</b>
<b>Total</b>	<b>1,425,776</b>	<b>1,272,380</b>	<b>100.00</b>	<b>100.00</b>	<b>153,396</b>	<b>12.06</b>	<b>13.78</b>

## Análisis de Primas Directas

Primer Trimestre 2021

## Pensiones Muerte (Invalidez y Vida) IMSS

Cifras en mile

Compañías	Primas Directas		% Part. en Merc.		Incremento		% Part. Cartera Por Operación
	2021 Importe	2020 Importe	2021	2020	Importe	%	
1 Pensiones Banorte	2,434,734	1,058,469	47.61	46.74	1,376,265	130.02	55.75
2 BBVA Pensiones	1,486,410	567,183	29.07	25.04	919,227	162.07	45.71
3 ProFuturo Pensiones	1,189,032	637,550	23.25	28.15	551,482	86.50	43.71
4 Citibanamex Pensiones	2,667	1,501	0.05	0.07	1,166	77.65	98.31
5 Metlife Pensiones	1,083	0	0.02	0.00	1,083		93.98
<b>Grandes</b>	<b>5,113,926</b>	<b>2,264,703</b>	<b>100.00</b>	<b>100.00</b>	<b>2,849,223</b>	<b>125.81</b>	<b>49.44</b>
6 Pensiones Inbursa	54	0	0.00	0.00	54		100.00
7 HSBC Pensiones	0	99	0.00	0.00	(99)	(100.00)	0.00
<b>Medianas</b>	<b>54</b>	<b>99</b>	<b>0.00</b>	<b>0.00</b>	<b>-45</b>	<b>(45.35)</b>	<b>3.05</b>
<b>Total</b>	<b>5,113,980</b>	<b>2,264,802</b>	<b>100.00</b>	<b>100.00</b>	<b>2,849,178</b>	<b>125.80</b>	<b>49.44</b>

NE = No Existe

\* % Extraordinario mayor de 1000%

**Análisis de Primas Directas**
**Primer Trimestre 2021**
**Pensiones Jubilación (Retiro, Cesantía y Vejez) IMSS**

Cifras en mil

Compañías		Primas Directas		% Part. en Merc.		Incremento		% Part.
		2021 Importe	2020 Importe	2021	2020	Importe	%	Cartera Por Operación
1	Pensiones Banorte	40,312	24,147	56.85	36.34	16,165	66.95	0.92
2	BBVA Pensiones	30,595	15,692	43.15	23.61	14,903	94.98	0.94
3	ProFuturo Pensiones	0	26,617	0.00	40.05	(26,617)	(100.00)	0.00
<b>Total</b>		<b>70,907</b>	<b>66,455</b>	<b>100.00</b>	<b>100.00</b>	<b>4,452</b>	<b>6.70</b>	<b>0.69</b>

**Análisis de Primas Directas**
**Primer Trimestre 2021**
**Pensiones ISSSTE**

Cifras en mil

Compañías		Primas Directas		% Part. en Merc.		Incremento		% Part.
		2021 Importe	2020 Importe	2021	2020	Importe	%	Cartera Por Operación
1	ProFuturo Pensiones	948,046	716,888	40.22	26.20	231,158	32.24	34.85
2	BBVA Pensiones	715,594	697,530	30.36	25.50	18,064	2.59	22.01
3	Pensiones Banorte	693,328	1,321,408	29.42	48.30	(628,079)	(47.53)	15.88
<b>Total</b>		<b>2,356,968</b>	<b>2,735,825</b>	<b>100.00</b>	<b>100.00</b>	<b>(378,857)</b>	<b>(13.85)</b>	<b>22.80</b>

**Análisis de Primas Directas**
**Primer Trimestre 2021**
**Pensiones Incapacidad Permanente (Riesgos de Trabajo) ISSSTE**

Cifras en mil

Compañías		Primas Directas		% Part. en Merc.		Incremento		% Part.
		2021 Importe	2020 Importe	2021	2020	Importe	%	Cartera Por Operación
1	ProFuturo Pensiones	65,079	35,586	43.74	13.12	29,493	82.88	2.39
2	BBVA Pensiones	50,669	121,095	34.06	44.64	(70,426)	(58.16)	1.56
3	Pensiones Banorte	33,024	114,583	22.20	42.24	(81,559)	(71.18)	0.76
<b>Total</b>		<b>148,772</b>	<b>271,264</b>	<b>100.00</b>	<b>100.00</b>	<b>-122,492</b>	<b>(45.16)</b>	<b>1.44</b>

NE = No Existe

\* % Extraordinario mayor de 1000%

## Análisis de Primas Directas

Primer Trimestre 2021

*Pensiones Muerte (Riesgos de Trabajo) ISSSTE*

Cifras en miles

Compañías	Primas Directas		% Part. en Merc.		Incremento		% Part. Cartera Por Operación	
	2021 Importe	2020 Importe	2021	2020	Importe	%		
1	Pensiones Banorte	88,623	34,429	46.94	61.53	54,194	157.41	2.03
2	ProFuturo Pensiones	55,455	0	29.37	0.00	55,455		2.04
3	BBVA Pensiones	44,732	21,529	23.69	38.47	23,203	107.77	1.38
<b>Total</b>		<b>188,810</b>	<b>55,958</b>	<b>100.00</b>	<b>100.00</b>	<b>132,852</b>	<b>237.42</b>	<b>1.83</b>

## Análisis de Primas Directas

Primer Trimestre 2021

*Pensiones Invalidez (Invalidez y Vida) ISSSTE*

Cifras en miles

Compañías	Primas Directas		% Part. en Merc.		Incremento		% Part. Cartera Por Operación	
	2021 Importe	2020 Importe	2021	2020	Importe	%		
1	Pensiones Banorte	30,153	39,709	55.29	85.73	(9,555)	(24.06)	0.69
2	ProFuturo Pensiones	20,689	1,898	37.94	4.10	18,791	990.12	0.76
3	BBVA Pensiones	3,694	4,710	6.77	10.17	(1,016)	(21.57)	0.11
<b>Total</b>		<b>54,537</b>	<b>46,316</b>	<b>100.00</b>	<b>100.00</b>	<b>8,220</b>	<b>17.75</b>	<b>0.53</b>

## Análisis de Primas Directas

Primer Trimestre 2021

*Pensiones Muerte (Invalidez y Vida) ISSSTE*

Cifras en miles

Compañías	Primas Directas		% Part. en Merc.		Incremento		% Part. Cartera Por Operación	
	2021 Importe	2020 Importe	2021	2020	Importe	%		
1	ProFuturo Pensiones	362,034	38,091	47.51	7.17	323,942	850.44	13.31
2	Pensiones Banorte	257,867	372,373	33.84	70.13	(114,507)	(30.75)	5.90
3	BBVA Pensiones	142,181	120,539	18.66	22.70	21,642	17.95	4.37
<b>Total</b>		<b>762,081</b>	<b>531,003</b>	<b>100.00</b>	<b>100.00</b>	<b>231,078</b>	<b>43.52</b>	<b>7.37</b>

## Análisis de Primas Directas

Primer Trimestre 2021

*Pensiones Jubilación (Retiro, Cesantía y Vejez) ISSSTE*

Cifras en miles

Compañías	Primas Directas		% Part. en Merc.		Incremento		% Part. Cartera Por Operación	
	2021 Importe	2020 Importe	2021	2020	Importe	%		
1	BBVA Pensiones	474,319	429,658	39.44	23.46	44,662	10.39	14.59
2	ProFuturo Pensiones	444,789	641,313	36.98	35.02	(196,524)	(30.64)	16.35
3	Pensiones Banorte	283,661	760,313	23.58	41.52	(476,652)	(62.69)	6.50
<b>Total</b>		<b>1,202,770</b>	<b>1,831,284</b>	<b>100.00</b>	<b>100.00</b>	<b>(628,514)</b>	<b>(34.32)</b>	<b>11.63</b>

NE = No Existe

\* % Extraordinario mayor de 1000%

## Accidentes y Enfermedades Total

Cifras en miles

Compañías	Primas Directas		% Part. en Merc.		Incremento		% de Cartera	
	2021 Importe	2020 Importe	2021	2020	Importe	%	Por Operación	Total Cartera
1 G.N.P.	7,841,572	6,461,592	24.73	22.74	1,379,980	21.36	100.00	38.93
Accidentes Personales	43,354	25,735	0.14	0.09	17,619	68.46	0.55	0.22
Gastos Medicos	7,798,219	6,435,857	24.59	22.65	1,362,361	21.17	99.45	38.71
Salud	0	0	0.00	0.00	0	-	0.00	0.00
2 AXA Seguros	6,405,924	5,217,756	20.20	18.36	1,188,168	22.77	100.00	51.71
Accidentes Personales	42,368	52,179	0.13	0.18	(9,811)	(18.80)	0.66	0.34
Gastos Medicos	6,363,557	5,165,577	20.07	18.18	1,197,979	23.19	99.34	51.37
Salud	0	0	0.00	0.00	0	-	0.00	0.00
3 Metlife México	5,301,024	5,452,635	16.72	19.19	(151,611)	(2.78)	100.00	25.25
Accidentes Personales	1,292	1,831	0.00	0.01	(539)	(29.43)	0.02	0.01
Gastos Medicos	5,299,732	5,450,804	16.71	19.18	(151,072)	(2.77)	99.98	25.25
Salud	0	0	0.00	0.00	0	-	0.00	0.00
4 Monterrey New York Life	2,991,589	2,604,214	9.43	9.16	387,375	14.87	100.00	34.39
Accidentes Personales	34,102	40,917	0.11	0.14	(6,815)	(16.66)	1.14	0.39
Gastos Medicos	2,957,487	2,563,296	9.33	9.02	394,191	15.38	98.86	34.00
Salud	0	0	0.00	0.00	0	-	0.00	0.00
5 Mapfre México	1,066,532	782,217	3.36	2.75	284,314	36.35	100.00	17.26
Accidentes Personales	15,275	21,506	0.05	0.08	(6,232)	(28.98)	1.43	0.25
Gastos Medicos	1,051,257	760,711	3.32	2.68	290,546	38.19	98.57	17.01
Salud	0	0	0.00	0.00	0	-	0.00	0.00
<b>Grandes</b>	<b>23,606,642</b>	<b>20,518,414</b>	<b>74.44</b>	<b>72.20</b>	<b>3,088,228</b>	<b>15.05</b>	<b>100.00</b>	<b>34.51</b>
<b>Accidentes Personales</b>	<b>136,390</b>	<b>142,168</b>	<b>0.43</b>	<b>0.50</b>	<b>(5,778)</b>	<b>(4.06)</b>	<b>0.58</b>	<b>0.20</b>
<b>Gastos Medicos</b>	<b>23,470,252</b>	<b>20,376,246</b>	<b>74.01</b>	<b>71.70</b>	<b>3,094,006</b>	<b>15.18</b>	<b>99.42</b>	<b>34.31</b>
<b>Salud</b>	<b>0</b>	<b>0</b>	<b>0.00</b>	<b>0.00</b>	<b>0</b>	<b>-</b>	<b>0.00</b>	<b>0.00</b>
6 Banorte	1,033,867	1,017,394	3.26	3.58	16,473	1.62	100.00	7.60
Accidentes Personales	85,955	75,000	0.27	0.26	10,955	14.61	8.31	0.63
Gastos Medicos	947,912	942,394	2.99	3.32	5,518	0.59	91.69	6.97
Salud	0	0	0.00	0.00	0	-	0.00	0.00
7 Atlas	1,001,611	1,032,345	3.16	3.63	(30,734)	(2.98)	100.00	22.92
Accidentes Personales	(15)	110,658	0.00	0.39	(110,673)	(100.01)	0.00	0.00
Gastos Medicos	1,001,626	921,687	3.16	3.24	79,939	8.67	100.00	22.92
Salud	0	0	0.00	0.00	0	-	0.00	0.00
8 Inbursa	867,880	722,277	2.74	2.54	145,603	20.16	100.00	16.13
Accidentes Personales	8,579	12,071	0.03	0.04	(3,492)	(28.93)	0.99	0.16
Gastos Medicos	859,301	710,206	2.71	2.50	149,096	20.99	99.01	15.97
Salud	0	0	0.00	0.00	0	-	0.00	0.00
9 Plan Seguro	672,734	555,178	2.12	1.95	117,556	21.17	100.00	100.00
Accidentes Personales	0	0	0.00	0.00	0	-	0.00	0.00
Gastos Medicos	276,724	174,447	0.87	0.61	102,277	58.63	41.13	41.13
Salud	396,010	380,731	1.25	1.34	15,279	4.01	58.87	58.87
10 BUPA México	652,338	557,363	2.06	1.96	94,975	17.04	100.00	100.00
Accidentes Personales	0	0	0.00	0.00	0	-	0.00	0.00
Gastos Medicos	652,338	557,363	2.06	1.96	94,975	17.04	100.00	100.00
Salud	0	0	0.00	0.00	0	-	0.00	0.00
11 Allianz México	567,045	640,038	1.79	2.25	(72,994)	(11.40)	100.00	13.81
Accidentes Personales	0	9	0.00	0.00	(9)	(102.49)	0.00	0.00
Gastos Medicos	567,045	640,030	1.79	2.25	(72,985)	(11.40)	100.00	13.81
Salud	0	0	0.00	0.00	0	-	0.00	0.00

## Accidentes y Enfermedades Total

Cifras en miles

Compañías	Primas Directas		% Part. en Merc.		Incremento		% de Cartera	
	2021 Importe	2020 Importe	2021	2020	Importe	%	Por Operación	Total Cartera
12 Ve Por Más	453,211	363,840	1.43	1.28	89,372	24.56	100.00	49.09
Accidentes Personales	11,060	10,501	0.03	0.04	559	5.32	2.44	1.20
Gastos Medicos	442,152	353,339	1.39	1.24	88,813	25.14	97.56	47.89
Salud	0	0	0.00	0.00	0	-	0.00	0.00
13 BBVA Salud	355,359	280,011	1.12	0.99	75,348	26.91	100.00	100.00
Accidentes Personales	0	0	0.00	0.00	0	-	0.00	0.00
Gastos Medicos	349,741	275,317	1.10	0.97	74,424	27.03	98.42	98.42
Salud	5,618	4,694	0.02	0.02	924	19.69	1.58	1.58
14 Zurich Vida	279,675	376,412	0.88	1.32	(96,737)	(25.70)	100.00	61.96
Accidentes Personales	672	710	0.00	0.00	(38)	(5.35)	0.24	0.15
Gastos Medicos	279,003	375,702	0.88	1.32	(96,699)	(25.74)	99.76	61.81
Salud	0	0	0.00	0.00	0	-	0.00	0.00
15 Chubb Seguros México	270,533	458,242	0.85	1.61	(187,709)	(40.96)	100.00	4.60
Accidentes Personales	196,947	366,829	0.62	1.29	(169,883)	(46.31)	72.80	3.35
Gastos Medicos	73,586	91,412	0.23	0.32	(17,827)	(19.50)	27.20	1.25
Salud	0	0	0.00	0.00	0	-	0.00	0.00
<b>Medianas</b>	<b>6,154,253</b>	<b>6,003,099</b>	<b>19.41</b>	<b>21.12</b>	<b>151,154</b>	<b>2.52</b>	<b>100.00</b>	<b>16.91</b>
Accidentes Personales	303,197	575,778	0.96	2.03	(272,581)	(47.34)	4.93	0.83
Gastos Medicos	5,449,428	5,041,896	17.18	17.74	407,532	8.08	88.55	14.97
Salud	401,628	385,425	1.27	1.36	16,203	4.20	6.53	1.10
16 Zurich Santander	217,600	229,235	0.69	0.81	(11,635)	(5.08)	100.00	7.62
Accidentes Personales	163,768	162,607	0.52	0.57	1,161	0.71	75.26	5.74
Gastos Medicos	53,832	66,628	0.17	0.23	(12,796)	(19.20)	24.74	1.89
Salud	0	0	0.00	0.00	0	-	0.00	0.00
17 SIS NOVA	191,569	164,583	0.60	0.58	26,986	16.40	100.00	100.00
Accidentes Personales	0	0	0.00	0.00	0	-	0.00	0.00
Gastos Medicos	159,237	122,448	0.50	0.43	36,790	30.05	83.12	83.12
Salud	32,332	42,135	0.10	0.15	(9,803)	(23.27)	16.88	16.88
18 Citibanamex Seguros	184,113	237,715	0.58	0.84	(53,602)	(22.55)	100.00	3.00
Accidentes Personales	184,119	237,714	0.58	0.84	(53,595)	(22.55)	100.00	3.00
Gastos Medicos	(6)	2	0.00	0.00	(8)	(422.06)	0.00	0.00
Salud	0	0	0.00	0.00	0	-	0.00	0.00
19 Seguros SURA	161,538	139,500	0.51	0.49	22,038	15.80	100.00	12.97
Accidentes Personales	14,045	32,148	0.04	0.11	(18,102)	(56.31)	8.69	1.13
Gastos Medicos	147,493	107,352	0.47	0.38	40,141	37.39	91.31	11.84
Salud	0	0	0.00	0.00	0	-	0.00	0.00
20 BBVA Seguros	161,025	140,618	0.51	0.49	20,407	14.51	100.00	1.17
Accidentes Personales	161,019	140,618	0.51	0.49	20,401	14.51	100.00	1.17
Gastos Medicos	6	0	0.00	0.00	6	-	0.00	0.00
Salud	0	0	0.00	0.00	0	-	0.00	0.00
21 La Latinoamericana	155,994	126,410	0.49	0.44	29,584	23.40	100.00	35.87
Accidentes Personales	14,640	14,667	0.05	0.05	(27)	(0.19)	9.38	3.37
Gastos Medicos	141,354	111,743	0.45	0.39	29,611	26.50	90.62	32.50
Salud	0	0	0.00	0.00	0	-	0.00	0.00
22 PREVEM Seguros	134,773	145,136	0.42	0.51	(10,364)	(7.14)	100.00	100.00
Accidentes Personales	5,351	5,620	0.02	0.02	(270)	(4.80)	3.97	3.97
Gastos Medicos	129,422	139,516	0.41	0.49	(10,094)	(7.24)	96.03	96.03
Salud	0	0	0.00	0.00	0	-	0.00	0.00



## Accidentes y Enfermedades Total

Cifras en miles

Compañías	Primas Directas		% Part. en Merc.		Incremento		% de Cartera	
	2021 Importe	2020 Importe	2021	2020	Importe	%	Por Operación	Total Cartera
23 AXA Salud	122,623	2,748	0.39	0.01	119,874	*	100.00	100.00
Accidentes Personales	0	0	0.00	0.00	0	-	0.00	0.00
Gastos Medicos	0	0	0.00	0.00	0	-	0.00	0.00
Salud	122,623	2,748	0.39	0.01	119,874	*	100.00	100.00
24 Dentegra	109,566	119,157	0.35	0.42	(9,592)	(8.05)	100.00	100.00
Accidentes Personales	0	0	0.00	0.00	0	-	0.00	0.00
Gastos Medicos	83,901	90,536	0.26	0.32	(6,635)	(7.33)	76.58	76.58
Salud	25,665	28,621	0.08	0.10	(2,956)	(10.33)	23.42	23.42
25 General de Salud	97,942	70,083	0.31	0.25	27,859	39.75	100.00	100.00
Accidentes Personales	0	0	0.00	0.00	0	-	0.00	0.00
Gastos Medicos	1,098	23	0.00	0.00	1,075	*	1.12	1.12
Salud	96,844	70,060	0.31	0.25	26,784	38.23	98.88	98.88
26 HSBC Seguros	84,698	79,533	0.27	0.28	5,165	6.49	100.00	6.69
Accidentes Personales	45,605	41,028	0.14	0.14	4,577	11.16	53.84	3.60
Gastos Medicos	39,093	38,505	0.12	0.14	588	1.53	46.16	3.09
Salud	0	0	0.00	0.00	0	-	0.00	0.00
27 Seguros Azteca	81,061	95,250	0.26	0.34	(14,188)	(14.90)	100.00	2.85
Accidentes Personales	74,466	82,932	0.23	0.29	(8,466)	(10.21)	91.86	2.62
Gastos Medicos	6,595	12,318	0.02	0.04	(5,723)	(46.46)	8.14	0.23
Salud	0	0	0.00	0.00	0	-	0.00	0.00
28 AIG Seguros	52,264	41,613	0.16	0.15	10,651	25.59	100.00	4.85
Accidentes Personales	52,264	41,613	0.16	0.15	10,651	25.59	100.00	4.85
Gastos Medicos	0	0	0.00	0.00	0	-	0.00	0.00
Salud	0	0	0.00	0.00	0	-	0.00	0.00
29 MediAccess	45,120	46,512	0.14	0.16	(1,392)	(2.99)	100.00	100.00
Accidentes Personales	0	0	0.00	0.00	0	-	0.00	0.00
Gastos Medicos	6	5	0.00	0.00	1	22.78	0.01	0.01
Salud	45,114	46,507	0.14	0.16	(1,393)	(3.00)	99.99	99.99
30 Centauro	31,323	32,556	0.10	0.11	(1,233)	(3.79)	100.00	100.00
Accidentes Personales	0	0	0.00	0.00	0	-	0.00	0.00
Gastos Medicos	18,325	17,410	0.06	0.06	915	5.26	58.50	58.50
Salud	12,998	15,146	0.04	0.05	(2,148)	(14.18)	41.50	41.50
31 Metlife Más	29,011	32,873	0.09	0.12	(3,862)	(11.75)	100.00	100.00
Accidentes Personales	29,011	32,873	0.09	0.12	(3,862)	(11.75)	100.00	100.00
Gastos Medicos	0	0	0.00	0.00	0	-	0.00	0.00
Salud	0	0	0.00	0.00	0	-	0.00	0.00
32 Cardif Vida	24,218	2,642	0.08	0.01	21,576	816.69	100.00	2.58
Accidentes Personales	5,735	118	0.02	0.00	5,617	*	23.68	0.61
Gastos Medicos	18,483	2,524	0.06	0.01	15,959	632.23	76.32	1.97
Salud	0	0	0.00	0.00	0	-	0.00	0.00
33 Patrimonial Inbursa	23,388	30,997	0.07	0.11	(7,609)	(24.55)	100.00	5.04
Accidentes Personales	3,807	5,101	0.01	0.02	(1,294)	(25.37)	16.28	0.82
Gastos Medicos	19,581	25,896	0.06	0.09	(6,315)	(24.39)	83.72	4.22
Salud	0	0	0.00	0.00	0	-	0.00	0.00
34 Odontoprev	17,018	7,508	0.05	0.03	9,510	126.66	100.00	100.00
Accidentes Personales	41	(261)	0.00	0.00	301	115.61	0.24	0.24
Gastos Medicos	2,483	502	0.01	0.00	1,981	394.57	14.59	14.59
Salud	14,494	7,267	0.05	0.03	7,227	99.45	85.17	85.17

## Accidentes y Enfermedades Total

Cífras en miles

Compañías	Primas Directas		% Part. en Merc.		Incremento		% de Cartera	
	2021 Importe	2020 Importe	2021	2020	Importe	%	Por Operación	Total Cartera
35 El Potosí	9,171	8,125	0.03	0.03	1,046	12.88	100.00	1.59
Accidentes Personales	9,171	8,125	0.03	0.03	1,046	12.88	100.00	1.59
Gastos Medicos	0	0	0.00	0.00	0	-	0.00	0.00
Salud	0	0	0.00	0.00	0	-	0.00	0.00
36 Hir Seguros	8,105	7,625	0.03	0.03	480	6.29	100.00	0.66
Accidentes Personales	8,105	7,625	0.03	0.03	480	6.29	100.00	0.66
Gastos Medicos	0	0	0.00	0.00	0	-	0.00	0.00
Salud	0	0	0.00	0.00	0	-	0.00	0.00
37 General de Seguros	2,946	28,900	0.01	0.10	(25,954)	(89.81)	100.00	0.59
Accidentes Personales	2,946	28,900	0.01	0.10	(25,954)	(89.81)	100.00	0.59
Gastos Medicos	0	0	0.00	0.00	0	-	0.00	0.00
Salud	0	0	0.00	0.00	0	-	0.00	0.00
38 Agroasemex	2,784	0	0.01	0.00	2,784	-	100.00	0.41
Accidentes Personales	2,784	0	0.01	0.00	2,784	-	100.00	0.41
Gastos Medicos	0	0	0.00	0.00	0	-	0.00	0.00
Salud	0	0	0.00	0.00	0	-	0.00	0.00
39 Zurich Aseguradora Mexicana	1,609	1,933	0.01	0.01	(324)	(16.76)	100.00	1.33
Accidentes Personales	1,609	1,933	0.01	0.01	(324)	(16.76)	100.00	1.33
Gastos Medicos	0	0	0.00	0.00	0	-	0.00	0.00
Salud	0	0	0.00	0.00	0	-	0.00	0.00
40 HDI Seguros	1,318	2,078	0.00	0.01	(760)	(36.58)	100.00	0.07
Accidentes Personales	1,318	2,078	0.00	0.01	(760)	(36.58)	100.00	0.07
Gastos Medicos	0	0	0.00	0.00	0	-	0.00	0.00
Salud	0	0	0.00	0.00	0	-	0.00	0.00
41 SPP Seguros	11	0	0.00	0.00	11	-	100.00	0.75
Accidentes Personales	11	0	0.00	0.00	11	-	100.00	0.75
Gastos Medicos	0	0	0.00	0.00	0	-	0.00	0.00
Salud	0	0	0.00	0.00	0	-	0.00	0.00
42 Aserta Seguros de Vida	(35)	1,105	0.00	0.00	(1,140)	(103.16)	100.00	(0.06)
Accidentes Personales	(35)	1,105	0.00	0.00	(1,140)	(103.16)	100.00	(0.06)
Gastos Medicos	0	0	0.00	0.00	0	-	0.00	0.00
Salud	0	0	0.00	0.00	0	-	0.00	0.00
<b>Resto</b>	<b>1,950,752</b>	<b>1,794,436</b>	<b>6.15</b>	<b>6.31</b>	<b>156,316</b>	<b>8.71</b>	<b>100.00</b>	<b>5.28</b>
Accidentes Personales	779,779	846,544	2.46	2.98	(66,764)	(7.89)	39.97	2.11
Gastos Medicos	820,904	735,408	2.59	2.59	85,495	11.63	42.08	2.22
Salud	350,069	212,484	1.10	0.75	137,585	64.75	17.95	0.95
<b>Total</b>	<b>31,711,647</b>	<b>28,315,949</b>	<b>100.00</b>	<b>99.64</b>	<b>3,395,698</b>	<b>11.99</b>	<b>100.00</b>	<b>22.37</b>
Accidentes Personales	1,219,366	1,564,490	3.85	5.51	(345,124)	(22.06)	3.85	0.86
Gastos Medicos	29,740,583	26,153,550	93.78	92.03	3,587,033	13.72	93.78	20.98
Salud	751,697	597,909	2.37	2.10	153,788	25.72	2.37	0.53

NE = No Existe

\* % Extraordinario mayor de 1000%

## Accidentes Personales Total

Cifras en miles

Compañías	Primas Directas		% Part. en Merc.		Incremento		% de Cartera	
	2021 Importe	2020 Importe	2021	2020	Importe	%	Por Operación	Total Cartera
1 Chubb Seguros México	196,947	366,829	16.15	23.45	(169,883)	(46.31)	72.8	3.35
2 Citibanamex Seguros	184,119	237,714	15.10	15.19	(53,595)	(22.55)	100	3.00
3 Zurich Santander	163,768	162,607	13.43	10.39	1,161	0.71	75.26	5.74
4 BBVA Seguros	161,019	140,618	13.21	8.99	20,401	14.51	100	1.17
5 Banorte	85,955	75,000	7.05	4.79	10,955	14.61	8.31	0.63
<b>Grandes</b>	<b>791,807</b>	<b>982,768</b>	<b>64.94</b>	<b>62.82</b>	<b>(190,961)</b>	<b>(19.43)</b>	<b>42.41</b>	<b>1.88</b>
6 Seguros Azteca	74,466	82,932	6.11	5.30	(8,466)	(10.21)	91.86	2.62
7 AIG Seguros	52,264	41,613	4.29	2.66	10,651	25.59	100	4.85
8 HSBC Seguros	45,605	41,028	3.74	2.62	4,577	11.16	53.84	3.60
9 G.N.P.	43,354	25,735	3.56	1.64	17,619	68.46	0.55	0.22
10 AXA Seguros	42,368	52,179	3.47	3.34	(9,811)	(18.80)	0.66	0.34
11 Monterrey New York Life	34,102	40,917	2.80	2.62	(6,815)	(16.66)	1.14	0.39
12 Metlife Más	29,011	32,873	2.38	2.10	(3,862)	(11.75)	100	100.00
13 Mapfre México	15,275	21,506	1.25	1.37	(6,232)	(28.98)	1.43	0.25
14 La Latinoamericana	14,640	14,667	1.20	0.94	(27)	(0.19)	9.38	3.37
15 Seguros SURA	14,045	32,148	1.15	2.05	(18,102)	(56.31)	8.69	1.13
<b>Medianas</b>	<b>365,129</b>	<b>385,597</b>	<b>29.94</b>	<b>24.65</b>	<b>(20,468)</b>	<b>(5.31)</b>	<b>1.93</b>	<b>0.67</b>
16 Ve Por Más	11,060	10,501	0.91	0.67	559	5.32	2.44	1.20
17 El Potosí	9,171	8,125	0.75	0.52	1,046	12.88	100	1.59
18 Inbursa	8,579	12,071	0.70	0.77	(3,492)	(28.93)	0.99	0.16
19 Hir Seguros	8,105	7,625	0.66	0.49	480	6.29	100	0.66
20 Cardif Vida	5,735	118	0.47	0.01	5,617	*	23.68	0.61
21 PREVEM Seguros	5,351	5,620	0.44	0.36	(270)	(4.80)	3.97	3.97
22 Patrimonial Inbursa	3,807	5,101	0.31	0.33	(1,294)	(25.37)	16.28	0.82
23 General de Seguros	2,946	28,900	0.24	1.85	(25,954)	(89.81)	100	0.59
24 Agroasemex	2,784	0	0.23	0.00	2,784	-	100	0.41
25 Zurich Aseguradora Mexicana	1,609	1,933	0.13	0.12	(324)	(16.76)	100	1.33
26 HDI Seguros	1,318	2,078	0.11	0.13	(760)	(36.58)	100	0.07
27 Metlife México	1,292	1,831	0.11	0.12	(539)	(29.43)	0.02	0.01
28 Zurich Vida	672	710	0.06	0.05	(38)	(5.35)	0.24	0.15
29 Odontoprev	41	(261)	0.00	(0.02)	301	(115.61)	0.24	0.24
30 SPP Seguros	11	0	0.00	0.00	11	-	100	0.75
31 Allianz México	0	9	0.00	0.00	(9)	(102.49)	0	0.00
32 Atlas	(15)	110,658	0.00	7.07	(110,673)	(100.01)	0	0.00
33 Aserta Seguros de Vida	(35)	1,105	0.00	0.07	(1,140)	(103.16)	100	-0.06
<b>Resto</b>	<b>62,430</b>	<b>196,124</b>	<b>5.12</b>	<b>12.54</b>	<b>(133,694)</b>	<b>(68.17)</b>	<b>0.72</b>	<b>0.15</b>
<b>Total</b>	<b>1,219,366</b>	<b>1,564,490</b>	<b>100.00</b>	<b>100.00</b>	<b>(345,124)</b>	<b>(22.06)</b>	<b>4.14</b>	<b>0.87</b>

NE = No Existe

\* % Extraordinario mayor de 1000%

## A. y E. Accidentes Personales Individual

Cifras en miles

Compañías	Primas Directas		% Part. en Merc.		Incremento		% de Cartera	
	2021 Importe	2020 Importe	2021	2020	Importe	%	Por Operación	Total Cartera
1 Zurich Santander	163,285	161,263	23.19	17.64	2,022	1.25	75.04	5.72
2 BBVA Seguros	149,820	125,620	21.28	13.74	24,199	19.26	93.04	1.09
3 Citibanamex Seguros	111,966	153,280	15.90	16.77	(41,314)	(26.95)	60.81	1.82
4 Chubb Seguros México	106,300	278,652	15.10	30.48	(172,353)	(61.85)	39.29	1.81
5 Banorte	51,205	51,233	7.27	5.60	(29)	(0.06)	4.95	0.38
<b>Grandes</b>	<b>582,575</b>	<b>770,049</b>	<b>82.75</b>	<b>84.23</b>	<b>(187,474)</b>	<b>(24.35)</b>	<b>31.2</b>	<b>1.38</b>
6 AXA Seguros	31,587	39,187	4.49	4.29	(7,600)	(19.39)	0.49	0.26
7 HSBC Seguros	29,974	28,804	4.26	3.15	1,169	4.06	35.39	2.37
8 Seguros Azteca	14,041	22,706	1.99	2.48	(8,665)	(38.16)	17.32	0.49
9 AIG Seguros	10,350	9,507	1.47	1.04	842	8.86	19.8	0.96
10 El Potosí	7,131	5,912	1.01	0.65	1,219	20.62	77.75	1.24
11 Mapfre México	6,063	9,210	0.86	1.01	(3,146)	(34.16)	0.57	0.10
12 Cardiff Vida	5,469	(270)	0.78	(0.03)	5,739	*	22.58	0.58
13 Patrimonial Inbursa	3,807	5,101	0.54	0.56	(1,294)	(25.37)	16.28	0.82
14 Seguros SURA	3,687	12,580	0.52	1.38	(8,893)	(70.69)	2.28	0.30
15 Monterrey New York Life	3,225	3,642	0.46	0.40	(417)	(11.45)	0.11	0.04
<b>Medianas</b>	<b>115,333</b>	<b>136,379</b>	<b>16.38</b>	<b>14.92</b>	<b>(21,046)</b>	<b>(15.43)</b>	<b>1.06</b>	<b>0.32</b>
16 General de Seguros	2,760	2,614	0.39	0.29	146	5.60	93.7	0.56
17 Metlife Más	1,255	1,423	0.18	0.16	(168)	(11.78)	4.33	4.33
18 Atlas	750	2,248	0.11	0.25	(1,499)	(66.66)	0.07	0.02
19 Inbursa	699	884	0.10	0.10	(186)	(20.98)	0.08	0.01
20 PREVEM Seguros	265	330	0.04	0.04	(65)	(19.71)	0.2	0.20
21 G.N.P.	226	162	0.03	0.02	64	39.65	0	0.00
22 La Latinoamericana	84	97	0.01	0.01	(13)	(13.55)	0.05	0.02
23 Ve Por Más	48	34	0.01	0.00	14	39.91	0.01	0.01
24 Odontoprev	25	0	0.00	0.00	25	-	0.15	0.15
25 Hir Seguros	0	1	0.00	0.00	(1)	(72.97)	0	0.00
26 Allianz México	0	9	0.00	0.00	(9)	(102.49)	0	0.00
<b>Resto</b>	<b>6,112</b>	<b>7,802</b>	<b>0.87</b>	<b>0.85</b>	<b>(1,690)</b>	<b>(21.66)</b>	<b>0.06</b>	<b>0.02</b>
<b>Total</b>	<b>704,020</b>	<b>914,231</b>	<b>100.00</b>	<b>100.00</b>	<b>(210,211)</b>	<b>(22.99)</b>	<b>2.95</b>	<b>0.61</b>

NE = No Existe

\* % Extraordinario mayor de 1000%

## A. y E. Accidentes Personales Grupo y Colectivo

Cifras en miles

Compañías	Primas Directas		% Part. en Merc.		Incremento		% de Cartera	
	2021 Importe	2020 Importe	2021	2020	Importe	%	Por Operación	Total Cartera
1 Chubb Seguros México	90,647	88,177	17.59	13.56	2,470	2.80	33.51	1.54
2 Citibanamex Seguros	72,154	84,434	14.00	12.98	(12,280)	(14.54)	39.19	1.17
3 Seguros Azteca	60,425	60,226	11.73	9.26	199	0.33	74.54	2.12
4 G.N.P.	43,128	25,573	8.37	3.93	17,555	68.65	0.55	0.21
5 AIG Seguros	41,914	32,106	8.13	4.94	9,809	30.55	80.2	3.89
<b>Grandes</b>	<b>308,268</b>	<b>290,516</b>	<b>59.82</b>	<b>44.68</b>	<b>17,753</b>	<b>6.11</b>	<b>3.66</b>	<b>0.85</b>
6 Banorte	34,750	23,767	6.74	3.65	10,983	46.21	3.36	0.26
7 Monterrey New York Life	30,877	37,275	5.99	5.73	(6,398)	(17.16)	1.03	0.35
8 Metlife Más	27,756	31,450	5.39	4.84	(3,694)	(11.75)	95.67	95.67
9 HSBC Seguros	15,631	12,223	3.03	1.88	3,408	27.88	18.45	1.24
10 La Latinoamericana	14,556	14,570	2.82	2.24	(14)	(0.10)	9.33	3.35
11 BBVA Seguros	11,199	14,998	2.17	2.31	(3,799)	(25.33)	6.96	0.08
12 Ve Por Más	11,012	10,466	2.14	1.61	545	5.21	2.43	1.19
13 AXA Seguros	10,780	12,992	2.09	2.00	(2,212)	(17.02)	0.17	0.09
14 Seguros SURA	10,359	19,568	2.01	3.01	(9,209)	(47.06)	6.41	0.83
15 Mapfre México	9,211	12,296	1.79	1.89	(3,085)	(25.09)	0.86	0.15
<b>Medianas</b>	<b>176,131</b>	<b>189,605</b>	<b>34.18</b>	<b>29.16</b>	<b>(13,474)</b>	<b>(7.11)</b>	<b>1.40</b>	<b>0.30</b>
16 Hir Seguros	8,105	7,624	1.57	1.17	480	6.30	100	0.66
17 Inbursa	7,880	11,187	1.53	1.72	(3,307)	(29.56)	0.91	0.15
18 PREVEM Seguros	5,086	5,290	0.99	0.81	(205)	(3.87)	3.77	3.77
19 Agroasemex	2,784	0	0.54	0.00	2,784	-	100	0.41
20 El Potosí	2,040	2,213	0.40	0.34	(173)	(7.81)	22.25	0.35
21 Zurich Aseguradora Mexicana	1,609	1,933	0.31	0.30	(324)	(16.76)	100	1.33
22 HDI Seguros	1,318	2,078	0.26	0.32	(760)	(36.58)	100	0.07
23 Metlife México	1,292	1,831	0.25	0.28	(539)	(29.43)	0.02	0.01
24 Zurich Vida	672	710	0.13	0.11	(38)	(5.35)	0.24	0.15
25 Zurich Santander	483	1,344	0.09	0.21	(861)	(64.08)	0.22	0.02
26 Cardif Vida	266	388	0.05	0.06	(122)	(31.41)	1.1	0.03
27 General de Seguros	186	26,286	0.04	4.04	(26,101)	(99.29)	6.3	0.04
28 Odontoprev	15	(261)	0.00	(0.04)	276	(105.84)	0.09	0.09
29 SPP Seguros	11	0	0.00	0.00	11	-	100	0.75
30 Aserta Seguros de Vida	(35)	1,105	(0.01)	0.17	(1,140)	(103.16)	100	-0.06
31 Atlas	(764)	108,410	(0.15)	16.67	(109,174)	(100.70)	-0.08	-0.02
<b>Resto</b>	<b>30,947</b>	<b>170,138</b>	<b>6.01</b>	<b>26.16</b>	<b>(139,191)</b>	<b>(81.81)</b>	<b>0.39</b>	<b>0.08</b>
<b>Total</b>	<b>515,346</b>	<b>650,259</b>	<b>100.00</b>	<b>100.00</b>	<b>(134,913)</b>	<b>(20.75)</b>	<b>1.79</b>	<b>0.38</b>

NE = No Existe

\* % Extraordinario mayor de 1000%

## A. y E. Gastos Médicos Total

Cifras en miles

Compañías	Primas Directas		% Part. en Merc.		Incremento		% de Cartera		
	2021 Importe	2020 Importe	2021	2020	Importe	%	Por Operación	Total Cartera	
1	G.N.P.	7,798,219	6,435,857	26.22	24.61	1,362,361	21.17	99.45	38.71
2	AXA Seguros	6,363,557	5,165,577	21.40	19.75	1,197,979	23.19	99.34	51.37
3	Metlife México	5,299,732	5,450,804	17.82	20.84	(151,072)	(2.77)	99.98	25.25
4	Monterrey New York Life	2,957,487	2,563,296	9.94	9.80	394,191	15.38	98.86	34.00
5	Mapfre México	1,051,257	760,711	3.53	2.91	290,546	38.19	98.57	17.01
	<b>Grandes</b>	<b>23,470,252</b>	<b>20,376,246</b>	<b>78.92</b>	<b>77.91</b>	<b>3,094,006</b>	<b>15.18</b>	<b>99.42</b>	<b>34.31</b>
6	Atlas	1,001,626	921,687	3.37	3.52	79,939	8.67	100.00	22.92
7	Banorte	947,912	942,394	3.19	3.60	5,518	0.59	91.69	6.97
8	Inbursa	859,301	710,206	2.89	2.72	149,096	20.99	99.01	15.97
9	BUPA México	652,338	557,363	2.19	2.13	94,975	17.04	100.00	100.00
10	Allianz México	567,045	640,030	1.91	2.45	(72,985)	(11.40)	100.00	13.81
11	Ve Por Más	442,152	353,339	1.49	1.35	88,813	25.14	97.56	47.89
12	BBVA Salud	349,741	275,317	1.18	1.05	74,424	27.03	98.42	98.42
13	Zurich Vida	279,003	375,702	0.94	1.44	(96,699)	(25.74)	99.76	61.81
14	Plan Seguro	276,724	174,447	0.93	0.67	102,277	58.63	41.13	41.13
15	SIS NOVA	159,237	122,448	0.54	0.47	36,790	30.05	83.12	83.12
	<b>Medianas</b>	<b>5,535,079</b>	<b>5,072,931</b>	<b>18.61</b>	<b>19.40</b>	<b>462,148</b>	<b>9.11</b>	<b>91.11</b>	<b>18.03</b>
16	Seguros SURA	147,493	107,352	0.50	0.41	40,141	37.39	91.31	11.84
17	La Latinoamericana	141,354	111,743	0.48	0.43	29,611	26.50	90.62	32.50
18	PREVEM Seguros	129,422	139,516	0.44	0.53	(10,094)	(7.24)	96.03	96.03
19	Dentegra	83,901	90,536	0.28	0.35	(6,635)	(7.33)	76.58	76.58
20	Chubb Seguros México	73,586	91,412	0.25	0	(17,827)	(19.50)	27.20	1.25
21	Zurich Santander	53,832	66,628	0.18	0.25	(12,796)	(19.20)	24.74	1.89
22	HSBC Seguros	39,093	38,505	0.13	0.15	588	1.53	46.16	3.09
23	Patrimonial Inbursa	19,581	25,896	0.07	0.10	(6,315)	(24.39)	83.72	4.22
24	Cardif Vida	18,483	2,524	0.06	0.01	15,959	632.23	76.32	1.97
25	Centauro	18,325	17,410	0.06	0.07	915	5.26	58.50	58.50
26	Seguros Azteca	6,595	12,318	0.02	0.05	(5,723)	(46.46)	8.14	0.23
27	Odontoprev	2,483	502	0.01	0.00	1,981	394.57	14.59	14.59
28	General de Salud	1,098	23	0.00	0.00	1,075	*	1.12	1.12
29	MediAccess	6	5	0.00	0.00	1	22.78	0.01	0.01
30	BBVA Seguros	6	0	0.00	0.00	6	-	0.00	0.00
31	Citibanamex Seguros	(6)	2	0.00	0.00	(8)	(422.06)	0.00	0.00
	<b>Resto</b>	<b>735,252</b>	<b>704,373</b>	<b>2.47</b>	<b>2.69</b>	<b>30,879</b>	<b>4.38</b>	<b>40.85</b>	<b>2.03</b>
	<b>Total</b>	<b>29,740,583</b>	<b>26,153,550</b>	<b>100.00</b>	<b>100.00</b>	<b>3,587,033</b>	<b>13.72</b>	<b>94.47</b>	<b>21.98</b>

NE = No Existe

\* % Extraordinario mayor de 1000%

## A. y E. Gastos Médicos Individual

Cifras en miles

Compañías	Primas Directas		% Part. en Merc.		Incremento		% de Cartera		
	2021 Importe	2020 Importe	2021	2020	Importe	%	Por Operación	Total Cartera	
1	G.N.P.	4,322,566	3,669,376	30.81	30.71	653,190	17.80	55.12	21.46
2	AXA Seguros	3,165,970	2,618,358	22.56	21.91	547,612	20.91	49.42	25.56
3	Monterrey New York Life	1,995,424	1,722,042	14.22	14.41	273,382	15.88	66.70	22.94
4	Metlife México	1,213,430	1,097,363	8.65	9.18	116,068	10.58	22.89	5.78
5	Mapfre México	581,021	427,625	4.14	3.58	153,395	35.87	54.48	9.40
	<b>Grandes</b>	<b>11,278,411</b>	<b>9,534,764</b>	<b>80.38</b>	<b>79.79</b>	<b>1,743,646</b>	<b>18.29</b>	<b>47.78</b>	<b>16.49</b>
6	Inbursa	556,536	509,949	3.97	4.27	46,588	9.14	64.13	10.34
7	BUPA México	535,098	468,392	3.81	3.92	66,706	14.24	82.03	82.03
8	Ve Por Más	357,184	290,629	2.55	2.43	66,555	22.90	78.81	38.69
9	Allianz México	303,466	272,861	2.16	2.28	30,605	11.22	53.52	7.39
10	Atlas	300,390	258,619	2.14	2.16	41,772	16.15	29.99	6.87
11	Banorte	165,147	150,171	1.18	1.26	14,976	9.97	15.97	1.21
12	SIS NOVA	72,584	44,351	0.52	0.37	28,234	63.66	37.89	37.89
13	Chubb Seguros México	72,054	88,845	0.51	0.74	(16,791)	(18.90)	26.63	1.22
14	Plan Seguro	62,635	46,714	0.45	0.39	15,921	34.08	9.31	9.31
15	La Latinoamericana	57,163	31,040	0.41	0.26	26,123	84.16	36.64	13.14
	<b>Medianas</b>	<b>2,482,258</b>	<b>2,161,570</b>	<b>17.69</b>	<b>18.09</b>	<b>320,688</b>	<b>14.84</b>	<b>42.31</b>	<b>6.85</b>
16	PREVEM Seguros	54,026	43,641	0.39	0.37	10,385	23.80	40.09	40.09
17	Zurich Santander	53,832	66,628	0.38	0.56	(12,796)	(19.20)	24.74	1.89
18	HSBC Seguros	39,093	38,505	0.28	0.32	588	1.53	46.16	3.09
19	Seguros SURA	37,296	26,601	0.27	0.22	10,696	40.21	23.09	2.99
20	BBVA Salud	23,432	17,801	0.17	0.15	5,631	31.63	6.59	6.59
21	Patrimonial Inbursa	19,581	25,896	0.14	0.22	(6,315)	(24.39)	83.72	4.22
22	Cardif Vida	18,023	2,510	0.13	0.02	15,513	618.11	74.42	1.92
23	Zurich Vida	17,948	20,223	0.13	0.17	(2,275)	(11.25)	6.42	3.98
24	Seguros Azteca	6,595	12,318	0.05	0.10	(5,723)	(46.46)	8.14	0.23
25	General de Salud	955	39	0.01	0.00	916	*	0.98	0.98
26	Odontoprev	412	(195)	0.00	0.00	607	(311.46)	2.42	2.42
27	MediAccess	6	5	0.00	0.00	1	22.78	0.01	0.01
28	BBVA Seguros	6	0	0.00	0.00	6	-	0.00	0.00
29	Citibanamex Seguros	(6)	2	0.00	0.00	(8)	(422.06)	0.00	0.00
	<b>Resto</b>	<b>271,201</b>	<b>253,974</b>	<b>1.93</b>	<b>2.13</b>	<b>17,227</b>	<b>6.78</b>	<b>14.52</b>	<b>0.89</b>
	<b>Total</b>	<b>14,031,869</b>	<b>11,950,308</b>	<b>100.00</b>	<b>100.00</b>	<b>2,081,561</b>	<b>17.42</b>	<b>44.77</b>	<b>10.38</b>

NE = No Existe

\* % Extraordinario mayor de 1000%

## A. y E. Gastos Médicos Grupo y Colectivo

Cifras en miles

Compañías	Primas Directas		% Part. en Merc.		Incremento		% de Cartera	
	2021 Importe	2020 Importe	2021	2020	Importe	%	Por Operación	Total Cartera
1 Metlife México	4,086,302	4,353,441	26.01	30.65	(267,140)	(6.14)	77.09	19.47
2 G.N.P.	3,475,653	2,766,481	22.13	19.48	709,172	25.63	44.32	17.25
3 AXA Seguros	3,197,587	2,547,220	20.36	17.93	650,367	25.53	49.92	25.81
4 Monterrey New York Life	962,063	841,254	6.12	5.92	120,809	14.36	32.16	11.06
5 Banorte	782,764	792,223	4.98	5.58	(9,458)	(1.19)	75.71	5.76
<b>Grandes</b>	<b>12,504,369</b>	<b>11,300,619</b>	<b>79.60</b>	<b>79.56</b>	<b>1,203,750</b>	<b>10.65</b>	<b>53.04</b>	<b>16.49</b>
6 Atlas	701,236	663,068	4.46	4.67	38,167	5.76	70.01	16.05
7 Mapfre México	470,236	333,086	2.99	2.35	137,151	41.18	44.09	7.61
8 BBVA Salud	326,309	257,516	2.08	1.81	68,793	26.71	91.83	91.83
9 Inbursa	302,765	200,257	1.93	1.41	102,508	51.19	34.89	5.63
10 Allianz México	263,579	367,169	1.68	2.59	(103,590)	(28.21)	46.48	6.42
11 Zurich Vida	261,055	355,479	1.66	2.50	(94,424)	(26.56)	93.34	57.83
12 Plan Seguro	214,089	127,733	1.36	0.90	86,356	67.61	31.82	31.82
13 BUPA México	117,240	88,971	0.75	0.63	28,269	32	17.97	17.97
14 Seguros SURA	110,196	80,751	0.70	0.57	29,445	36.46	68.22	8.85
15 SIS NOVA	86,653	78,097	0.55	0.55	8,556	10.96	45.23	45.23
<b>Medianas</b>	<b>2,853,359</b>	<b>2,552,126</b>	<b>18.16</b>	<b>17.97</b>	<b>301,232</b>	<b>11.80</b>	<b>49.06</b>	<b>12.09</b>
16 Ve Por Más	84,968	62,710	0.54	0.44	22,258	35.49	18.75	9.20
17 La Latinoamericana	84,192	80,703	0.54	0.57	3,488	4.32	53.97	19.36
18 Dentegra	83,901	90,536	0.53	0.64	(6,635)	(7.33)	76.58	76.58
19 PREVEM Seguros	75,396	95,875	0.48	0.68	(20,479)	(21.36)	55.94	55.94
20 Centauro	18,325	17,410	0.12	0.12	915	5.26	58.50	58.50
21 Odontoprev	2,071	697	0.01	0.00	1,374	197.19	12.17	12.17
22 Chubb Seguros México	1,532	2,567	0.01	0.02	(1,035)	(40.32)	0.57	0.03
23 Cardif Vida	460	14	0.00	0.00	445	*	1.90	0.05
24 General de Salud	143	(16)	0.00	0.00	159	(984.44)	0.15	0.15
<b>Resto</b>	<b>350,986</b>	<b>350,497</b>	<b>2.23</b>	<b>2.47</b>	<b>490</b>	<b>0.14</b>	<b>27.11</b>	<b>4.09</b>
<b>Total</b>	<b>15,708,714</b>	<b>14,203,242</b>	<b>100.00</b>	<b>100.00</b>	<b>1,505,472</b>	<b>10.60</b>	<b>51.19</b>	<b>14.55</b>

NE = No Existe

\* % Extraordinario mayor de 1000%



**Análisis de Primas Directas** **Primer Trimestre 2021**

**Salud Total**

Cifras en miles

Compañías	Primas Directas		% Part. en Merc.		Incremento		% de Cartera	
	2021 Importe	2020 Importe	2021	2020	Importe	%	Por Operación	Total Cartera
1 Plan Seguro	396,010	380,731	52.68	63.68	15,279	4.01	58.87	58.87
2 AXA Salud	122,623	2,748	16.31	0.46	119,874	*	100.00	100.00
3 General de Salud	96,844	70,060	12.88	11.72	26,784	38.23	98.88	98.88
4 MediAccess	45,114	46,507	6.00	7.78	(1,393)	(3.00)	99.99	99.99
5 SIS NOVA	32,332	42,135	4.30	7.05	(9,803.00)	(23.27)	16.88	16.88
<b>Grandes</b>	<b>692,922</b>	<b>542,181</b>	<b>92.18</b>	<b>90.68</b>	<b>150,741</b>	<b>27.80</b>	<b>61.32</b>	<b>61.32</b>
6 Dentegra	25,665	28,621	3.41	4.79	(2,956)	(10.33)	23.42	23.42
7 Odontoprev	14,494	7,267	1.93	1.22	7,227	99.45	85.17	85.17
8 Centauro	12,998	15,146	1.73	2.53	(2,148)	(14.18)	41.50	41.50
9 BBVA Salud	5,618	4,694	0.75	0.79	924	19.69	1.58	1.58
<b>Medianas</b>	<b>58,775</b>	<b>55,728</b>	<b>7.82</b>	<b>9.32</b>	<b>3,047</b>	<b>5.47</b>	<b>11.45</b>	<b>11.45</b>
<b>Total</b>	<b>751,697</b>	<b>597,909</b>	<b>100.00</b>	<b>100.00</b>	<b>153,788</b>	<b>25.72</b>	<b>45.74</b>	<b>45.74</b>

**Análisis de Primas Directas** **Primer Trimestre 2021**

**Salud Individual**

Cifras en miles

Compañías	Primas Directas		% Part. en Merc.		Incremento		% de Cartera	
	2021 Importe	2020 Importe	2021	2020	Importe	%	Por Operación	Total Cartera
1 Plan Seguro	380,663	364,559	85.77	88.06	16,104	4.42	56.58	56.58
2 MediAccess	30,930	30,082	6.97	7.27	848	2.82	68.55	68.55
3 General de Salud	20,403	22,674	4.60	5.48	(2,271)	(10.02)	20.83	20.83
4 SIS NOVA	5,451	0	1.23	0.00	5,451		2.85	2.85
5 AXA Salud	3,820	2,047	0.86	0.49	1,773	86.62	3.11	3.11
<b>Grandes</b>	<b>441,266</b>	<b>419,361</b>	<b>99.42</b>	<b>101.29</b>	<b>21,905</b>	<b>5.22</b>	<b>39.05</b>	<b>39.05</b>
6 Odontoprev	1,975	(5,547)	0.45	(1.34)	7,522	(135.61)	11.61	11.61
7 Dentegra	257	75	0.06	0.02	182	241.05	0.23	0.23
8 Centauro	187	108	0.04	0.03	79	73.50	0.60	0.60
9 BBVA Salud	136	11	0.03	0.00	125	*	0.04	0.04
<b>Medianas</b>	<b>2,556</b>	<b>-5,352</b>	<b>0.58</b>	<b>-1.29</b>	<b>7,908</b>	<b>(147.75)</b>	<b>0.50</b>	<b>0.50</b>
<b>Total</b>	<b>443,822</b>	<b>414,009</b>	<b>100.00</b>	<b>100.00</b>	<b>29,812</b>	<b>7.20</b>	<b>27.01</b>	<b>27.01</b>

**Análisis de Primas Directas** **Primer Trimestre 2021**

**Salud Grupo y Colectivo**

Cifras en miles

Compañías	Primas Directas		% Part. en Merc.		Incremento		% de Cartera	
	2021 Importe	2020 Importe	2021	2020	Importe	%	Por Operación	Total Cartera
1 AXA Salud	118,803	702	38.59	0.38	118,102	*	96.89	96.89
2 General de Salud	76,441	47,386	24.83	25.77	29,055	61.32	78.05	78.05
3 SIS NOVA	26,881	42,135	8.73	22.91	(15,254)	(36.20)	14.03	14.03
4 Dentegra	25,408	28,546	8.25	15.52	(3,138)	(10.99)	23.19	23.19
5 Plan Seguro	15,347	16,173	4.98	8.79	(825)	(5.10)	2.28	2.28
<b>Grandes</b>	<b>262,881</b>	<b>134,941</b>	<b>85.39</b>	<b>73.38</b>	<b>127,939</b>	<b>94.81</b>	<b>22.01</b>	<b>22.01</b>
6 MediAccess	14,184	16,425	4.61	8.93	(2,241)	(13.64)	31.44	31.44
7 Centauro	12,811	15,038	4.16	8.18	(2,227)	(14.81)	40.90	40.90
8 Odontoprev	12,519	12,813	4.07	6.97	(295)	(2.30)	73.56	73.56
9 BBVA Salud	5,482	4,682	1.78	2.55	799	17.07	1.54	1.54
<b>Medianas</b>	<b>44,995</b>	<b>48,959</b>	<b>14.61</b>	<b>26.62</b>	<b>(3,963)</b>	<b>(8.10)</b>	<b>10.03</b>	<b>10.03</b>
<b>Total</b>	<b>307,876</b>	<b>183,900</b>	<b>100.00</b>	<b>100.00</b>	<b>123,976</b>	<b>67.41</b>	<b>18.74</b>	<b>18.74</b>

NE = No Existe

\*% Extraordinario mayor de 1000%

## Daños

Cifras en miles

	Compañías	Primas Directas		% Part. en Merc.		Incremento		Participación de Cartera %
		2021 Importe	2020 Importe	2021	2020	Importe	%	
1	Quálitas	8,966,388	9,004,396	15.48	14.83	(38,008)	(0.42)	5.43
2	Chubb Seguros México	5,158,028	5,493,701	8.91	9.05	(335,673)	(6.11)	3.12
3	G.N.P.	4,843,023	5,437,797	8.36	8.96	(594,773)	(10.94)	2.93
4	AXA Seguros	4,375,550	4,598,761	7.56	7.57	(223,211)	(4.85)	2.65
5	Mapfre México	3,765,462	2,984,794	6.50	4.92	780,669	26.15	2.28
	<b>Grandes</b>	<b>27,108,451</b>	<b>27,519,448</b>	<b>46.82</b>	<b>45.33</b>	<b>(410,998)</b>	<b>(1.49)</b>	<b>16.41</b>
6	GMX Seguros	3,443,485	3,065,890	5.95	5.05	377,595	12.32	2.08
7	Inbursa	3,123,966	2,946,219	5.40	4.85	177,747	6.03	1.89
8	Banorte	2,982,893	3,312,407	5.15	5.46	(329,514)	(9.95)	1.81
9	BBVA Seguros	2,603,013	2,322,579	4.50	3.83	280,435	12.07	1.58
10	Afirme	2,519,978	2,686,565	4.35	4.43	(166,587)	(6.20)	1.53
11	Atlas	2,464,191	2,133,065	4.26	3.51	331,126	15.52	1.49
12	HDI Seguros	2,023,101	2,315,993	3.49	3.81	(292,892)	(12.65)	1.22
13	Zurich Daños	1,599,112	1,898,679	2.76	3.13	(299,567)	(15.78)	0.97
14	Allianz México	1,167,249	1,341,447	2.02	2.21	(174,198)	(12.99)	0.71
15	AIG Seguros	1,024,732	1,157,199	1.77	1.91	(132,467)	(11.45)	0.62
	<b>Medianas</b>	<b>22,951,721</b>	<b>23,180,042</b>	<b>39.64</b>	<b>38.18</b>	<b>(228,321)</b>	<b>(0.98)</b>	<b>13.89</b>
16	Seguros SURA	787,387	911,157	1.36	1.50	(123,771)	(13.58)	0.48
17	Seguros Azteca Daños	771,656	858,121	1.33	1.41	(86,465)	(10.08)	0.47
18	ANA	700,447	680,657	1.21	1.12	19,790	2.91	0.42
19	Agroasemex	680,175	1,979,163	1.17	3.26	(1,298,988)	(65.63)	0.41
20	Zurich Santander	536,597	482,518	0.93	0.79	54,078	11.21	0.32
21	EI Potosí	506,833	468,993	0.88	0.77	37,841	8.07	0.31
22	FM Global	467,717	370,989	0.81	0.61	96,728	26.07	0.28
23	General de Seguros	398,313	464,550	0.69	0.77	(66,237)	(14.26)	0.24
24	HDI Global Seguros	324,050	431,196	0.56	0.71	(107,147)	(24.85)	0.20
25	EI Águila	299,262	282,236	0.52	0.46	17,026	6.03	0.18
26	XL Seguros	278,837	539,911	0.48	0.89	(261,074)	(48.35)	0.17
27	Tokio Marine	261,856	334,103	0.45	0.55	(72,246)	(21.62)	0.16
28	Cardif Seguros Generales	245,121	513,429	0.42	0.85	(268,308)	(52.26)	0.15
29	Primero Seguros	219,289	245,312	0.38	0.40	(26,024)	(10.61)	0.13
30	Sompo Japan	172,746	216,124	0.30	0.36	(43,379)	(20.07)	0.10
31	Ve Por Más	168,088	145,998	0.29	0.24	22,091	15.13	0.10
32	Solunion Crédito	158,285	130,518	0.27	0.21	27,767	21.27	0.10
33	Atradius	153,092	164,265	0.26	0.27	(11,173)	(6.80)	0.09
34	Patrimonial Inbursa	149,713	202,415	0.26	0.33	(52,702)	(26.04)	0.09
35	La Latinoamericana	128,118	98,157	0.22	0.16	29,961	31	0.08
36	SHF Créd Vivienda	109,989	108,762	0.19	0.18	1,227	1.13	0.07
37	Berkley Seguros	96,730	81,562	0.17	0.13	15,168	18.60	0.06
38	Swiss Re Corporate Solutions	57,465	7,599	0.10	0.01	49,866	656.20	0.03
39	Patrimonial Daños	43,542	44,144	0.08	0.07	(602)	(1.36)	0.03
40	Assurant Daños	39,492	60,626	0.07	0.10	(21,133)	(34.86)	0.02
41	Citibanamex Seguros	37,213	46,104	0.06	0.08	(8,891)	(19.28)	0.02
42	Genworth Seg. de Crédito	16,924	16,921	0.03	0.03	2	0.01	0.01
43	Tláloc Seguros	13,771	116,330	0.02	0.19	(102,559)	(88.16)	0.01
44	Crabi	9,524	2,360	0.02	0.00	7,164	303.58	0.01
45	Virginia Surety	9,489	6,176	0.02	0.01	3,313	53.64	0.01
46	SPP Seguros	1,424	4	0.00	0.00	1,420	*	0.00
47	Zurich Aseguradora Mexicana	517	161	0.00	0.00	356	221.32	0.00
	<b>Resto</b>	<b>7,843,662</b>	<b>10,010,561</b>	<b>13.55</b>	<b>16.49</b>	<b>(2,166,899)</b>	<b>(21.65)</b>	<b>4.75</b>
	<b>Total</b>	<b>57,903,833</b>	<b>60,710,052</b>	<b>100.00</b>	<b>100.00</b>	<b>(2,806,218)</b>	<b>(4.62)</b>	<b>35.05</b>

NE = No Existe, ND = NO DISPONIBLE

\* % Extraordinario mayor de 1000%

## Daños sin Autos

Cifras en miles

	Compañías	Primas Directas		% Part. en Merc.		Incremento		Participación de Cartera %
		2021 Importe	2020 Importe	2021	2020	Importe	%	
1	GMX Seguros	3,443,485	3,065,890	11.80	10.69	377,595	12.32	2.08
2	Mapfre México	3,053,331	2,220,013	10.46	7.74	833,318	37.54	1.85
3	Inbursa	2,126,708	2,078,495	7.29	7.24	48,213	2.32	1.29
4	AXA Seguros	2,000,498	1,680,258	6.85	5.86	320,240	19.06	1.21
5	Afirme	1,835,670	1,914,965	6.29	6.67	(79,294)	(4.14)	1.11
	<b>Grandes</b>	<b>12,459,693</b>	<b>10,959,621</b>	<b>42.69</b>	<b>38.20</b>	<b>1,500,072</b>	<b>13.69</b>	<b>7.54</b>
6	Chubb Seguros México	1,827,735	1,353,006	6.26	4.72	474,729	35.09	1.11
7	Banorte	1,771,440	1,727,174	6.07	6.02	44,266	2.56	1.07
8	Atlas	1,551,453	1,217,736	5.32	4.24	333,717	27.40	0.94
9	G.N.P.	1,252,456	1,077,279	4.29	3.75	175,178	16.26	0.76
10	Allianz México	1,152,804	1,317,071	3.95	4.59	(164,267)	(12.47)	0.70
11	Zurich Daños	1,123,551	1,257,369	3.85	4.38	(133,818)	(10.64)	0.68
12	BBVA Seguros	982,321	781,510	3.37	2.72	200,811	25.70	0.59
13	AIG Seguros	933,615	1,025,838	3.20	3.58	(92,222)	(8.99)	0.57
14	Seguros SURA	685,771	605,229	2.35	2.11	80,541	13.31	0.42
15	Seguros Azteca Daños	680,270	781,772	2.33	2.72	(101,502)	(12.98)	0.41
	<b>Medianas</b>	<b>11,961,416</b>	<b>11,143,983</b>	<b>40.98</b>	<b>38.84</b>	<b>817,433</b>	<b>7.34</b>	<b>7.24</b>
16	Agroasemex	680,175	1,979,163	2.33	6.90	(1,298,988)	(65.63)	0.41
17	Zurich Santander	536,364	482,506	1.84	1.68	53,859	11.16	0.32
18	FM Global	467,717	370,989	1.60	1.29	96,728	26.07	0.28
19	HDI Seguros	376,749	329,934	1.29	1.15	46,816	14.19	0.23
20	HDI Global Seguros	324,050	431,196	1.11	1.50	(107,147)	(24.85)	0.20
21	XL Seguros	278,837	539,911	0.96	1.88	(261,074)	(48.35)	0.17
22	Tokio Marine	251,667	321,243	0.86	1.12	(69,576)	(21.66)	0.15
23	El Potosí	239,220	213,485	0.82	0.74	25,735	12.05	0.14
24	Sompo Japan	172,746	215,618	0.59	0.75	(42,872)	(19.88)	0.10
25	Solucion Crédito	158,285	130,518	0.54	0.45	27,767	21.27	0.10
26	Atradius	153,092	164,265	0.52	0.57	(11,173)	(6.80)	0.09
27	Patrimonial Inbursa	146,632	198,857	0.50	0.69	(52,225)	(26.26)	0.09
28	El Águila	138,877	114,327	0.48	0.40	24,550	21.47	0.08
29	Ve Por Más	115,997	81,500	0.40	0	34,496	42	0.07
30	General de Seguros	114,321	133,410	0.39	0.47	(19,090)	(14.31)	0.07
31	Cardif Seguros Generales	112,948	355,769	0.39	1.24	(242,821)	(68.25)	0.07
32	SHF Créd Vivienda	109,989	108,762	0.38	0.38	1,227	1.13	0.07
33	Berkley Seguros	96,730	81,562	0.33	0.28	15,168	18.60	0.06
34	Primero Seguros	69,568	67,320	0.24	0.23	2,247	3.34	0.04
35	Swiss Re Corporate Solutions	57,465	7,599	0.20	0.03	49,866	656.20	0.03
36	La Latinoamericana	49,201	16,112	0.17	0.06	33,089	205.37	0.03
37	Assurant Daños	38,378	59,604	0.13	0.21	(21,226)	(35.61)	0.02
38	Citibanamex Seguros	37,586	42,616	0.13	0.15	(5,030)	(11.80)	0.02
39	Genworth Seg. de Crédito	16,924	16,921	0.06	0.06	2	0.01	0.01
40	Tlálóc Seguros	13,771	116,330	0.05	0.41	(102,559)	(88.16)	0.01
41	Virginia Surety	8,985	6,044	0.03	0.02	2,941	48.67	0.01
42	SPP Seguros	1,424	4	0.00	0.00	1,420	*	0.00
43	Zurich Aseguradora Mexicana	517	161	0.00	0.00	356	221.32	0.00
44	Quálitas	281	394	0.00	0.00	(114)	(28.84)	0.00
	<b>Resto</b>	<b>4,768,495</b>	<b>6,586,122</b>	<b>16.34</b>	<b>22.96</b>	<b>(1,817,627)</b>	<b>(27.60)</b>	<b>2.89</b>
	<b>Total</b>	<b>29,189,604</b>	<b>28,689,726</b>	<b>100.00</b>	<b>100.00</b>	<b>499,877</b>	<b>1.74</b>	<b>17.67</b>

NE = No Existe, ND = NO DISPONIBLE

\* % Extraordinario mayor de 1000%

## Responsabilidad Civil y Riesgos Profesionales Total

Cifras en miles

Compañías		Primas Directas		% Part. en Merc.		Incremento		% de Cartera	
		2021 Importe	2020 Importe	2021	2020	Importe	%	Por Operación	Total Cartera
1	GMX Seguros	964,718	904,848	21.65	21.78	59,870	6.62	100.00	28.02
2	Chubb Seguros México	481,156	444,320	10.80	10.70	36,836	8.29	100.00	8.18
3	Mapfre México	414,868	269,651	9.31	6.49	145,217	53.85	100.00	6.71
4	Inbursa	406,417	520,850	9.12	12.54	(114,433)	(21.97)	100.00	7.55
5	Afirme	311,654	394,157	6.99	9.49	(82,502)	(20.93)	100.00	9.07
	<b>Grandes</b>	<b>2,578,814</b>	<b>2,533,826</b>	<b>57.88</b>	<b>61.00</b>	<b>44,988</b>	<b>1.78</b>	<b>100.00</b>	<b>10.60</b>
6	AIG Seguros	240,577	289,242	5.40	6.96	(48,666)	(16.83)	100.00	22.34
7	AXA Seguros	208,643	167,997	4.68	4.04	40,646	24.19	100.00	1.68
8	Zurich Daños	195,313	154,651	4.38	3.72	40,662	26.29	100.00	12.21
9	Atlas	190,937	146,733	4.29	3.53	44,204	30.13	100.00	4.37
10	G.N.P.	152,197	105,688	3.42	2.54	46,509	44.01	100.00	0.76
11	HDI Global Seguros	132,430	131,268	2.97	3.16	1,162	0.89	100.00	40.87
12	Banorte	113,653	72,218	2.55	1.74	41,436	57.38	100.00	0.84
13	Seguros SURA	68,336	64,527	1.53	1.55	3,809	5.90	100.00	5.49
14	XL Seguros	67,906	126,355	1.52	3.04	(58,448)	(46.26)	100.00	24.35
15	HDI Seguros	59,696	49,819	1.34	1.20	9,877	19.83	100.00	2.95
	<b>Medianas</b>	<b>1,429,688</b>	<b>1,308,497</b>	<b>32.09</b>	<b>31.50</b>	<b>121,191</b>	<b>9.26</b>	<b>100.00</b>	<b>2.51</b>
16	Allianz México	53,200	53,886	1.19	1.30	(686)	(1.27)	100.00	1.30
17	Ve Por Más	50,522	35,142	1.13	0.85	15,380	43.77	100.00	5.47
18	La Latinoamericana	46,195	10,619	1.04	0.26	35,576	335.01	100.00	10.62
19	BBVA Seguros	44,085	29,092	0.99	0.70	14,992	51.53	100.00	0.32
20	Seguros Azteca Daños	43,227	7,469	0.97	0.18	35,758	478.75	100.00	5.60
21	Agroasemex	35,453	3,248	0.80	0.08	32,204	991.36	100.00	5.18
22	Berkley Seguros	34,861	24,620	0.78	0.59	10,241	41.60	100.00	36.04
23	El Potosí	29,057	31,097	0.65	0.75	(2,040)	(6.56)	100.00	5.04
24	Patrimonial Inbursa	22,648	32,401	0.51	0.78	(9,752)	(30.10)	100.00	4.88
25	General de Seguros	21,363	18,482	0.48	0.44	2,881	15.59	100.00	4.30
26	El Águila	17,830	13,288	0.40	0.32	4,542	34.18	100.00	5.96
27	Tokio Marine	15,324	16,258	0.34	0.39	(934)	(5.75)	100.00	5.53
28	Sompo Japan	15,158	16,620	0.34	0.40	(1,462)	(8.80)	100.00	8.77
29	Zurich Santander	8,573	7,875	0.19	0.19	698	8.86	100.00	0.30
30	Primero Seguros	6,297	8,338	0.14	0.20	(2,041)	(24.48)	100.00	2.87
31	Citibanamex Seguros	1,562	1,607	0.04	0.04	(45)	(2.79)	100.00	0.03
32	Swiss Re Corporate Solutions	1,351	1,244	0.03	0.03	107	8.56	100.00	2.35
33	Quálitas	281	394	0.01	0.01	(114)	(28.84)	100.00	0.00
34	Cardif Seguros Generales	170	33	0.00	0.00	137	415.36	100.00	0.07
35	Zurich Aseguradora Mexicana	0	59	0.00	0.00	(59)	(100.00)	-	0.00
36	Assurant Daños	0	0	0.00	0.00	0	-	-	0.00
	<b>Resto</b>	<b>447,156</b>	<b>311,773</b>	<b>10.04</b>	<b>7.51</b>	<b>135,383</b>	<b>43.42</b>	<b>100.00</b>	<b>1.07</b>
	<b>Total</b>	<b>4,455,658</b>	<b>4,154,096</b>	<b>100.00</b>	<b>100.00</b>	<b>301,562</b>	<b>7.26</b>	<b>100.00</b>	<b>3.62</b>

NE = No Existe

\* % Extraordinario mayor de 1000%

## R.C. y R.P. General

Cifras en miles

Compañías		Primas Directas		% Part. en Merc.		Incremento		% de Cartera	
		2021 Importe	2020 Importe	2021	2020	Importe	%	Por Operación	Total Cartera
1	Chubb Seguros México	479,222	441,930	15.40	14.90	37,292	8.44	99.60	8.15
2	GMX Seguros	394,381	418,603	12.67	14.12	(24,222)	(5.79)	40.88	11.45
3	AIG Seguros	239,657	288,749	7.70	9.74	(49,092)	(17.00)	99.62	22.25
4	Inbursa	224,461	235,961	7.21	7.96	(11,501)	(4.87)	55.23	4.17
5	Afirme	204,781	258,450	6.58	8.72	(53,668)	(20.77)	65.71	5.96
	<b>Grandes</b>	<b>1,542,502</b>	<b>1,643,693</b>	<b>49.57</b>	<b>55.43</b>	<b>(101,191)</b>	<b>(6.16)</b>	<b>64.15</b>	<b>8.03</b>
6	Mapfre México	190,738	176,209	6.13	5.94	14,529	8.25	45.98	3.09
7	G.N.P.	149,199	101,582	4.79	3.43	47,617	46.88	98.03	0.74
8	Atlas	144,517	107,365	4.64	3.62	37,152	34.60	75.69	3.31
9	Zurich Daños	140,915	109,580	4.53	3.70	31,335	28.60	72.15	8.81
10	HDI Global Seguros	132,430	131,268	4.26	4.43	1,162	0.89	100.00	40.87
11	AXA Seguros	115,798	121,746	3.72	4.11	(5,948)	(4.89)	55.50	0.93
12	Banorte	100,164	54,759	3.22	1.85	45,405	82.92	88.13	0.74
13	XL Seguros	67,906	126,355	2.18	4.26	(58,448)	(46.26)	100.00	24.35
14	Seguros SURA	65,641	62,799	2.11	2.12	2,842	4.53	96.06	5.27
15	HDI Seguros	57,577	47,892	1.85	1.61	9,685	20.22	96.45	2.84
	<b>Medianas</b>	<b>1,164,885</b>	<b>1,039,555</b>	<b>37.44</b>	<b>35.06</b>	<b>125,331</b>	<b>12.06</b>	<b>72.62</b>	<b>1.87</b>
16	Allianz México	46,042	46,515	1.48	1.57	(473)	(1.02)	86.55	1.12
17	La Latinoamericana	45,928	10,460	1.48	0.35	35,468	339.07	99.42	10.56
18	Ve Por Más	45,682	33,438	1.47	1.13	12,244	36.62	90.42	4.95
19	BBVA Seguros	44,085	29,092	1.42	0.98	14,992	51.53	100.00	0.32
20	Seguros Azteca Daños	39,058	4,439	1.26	0.15	34,619	779.86	90.36	5.06
21	Agroasemex	33,123	3,248	1.06	0.11	29,874	919.64	93.43	4.84
22	Berkley Seguros	27,321	19,058	0.88	0.64	8,264	43.36	78.37	28.25
23	Patrimonial Inbursa	22,648	32,401	0.73	1.09	(9,752)	(30.10)	100.00	4.88
24	El Potosí	21,567	24,737	0.69	0.83	(3,169)	(12.81)	74.23	3.74
25	General de Seguros	18,497	15,648	0.59	0.53	2,848	18.20	86.58	3.73
26	Sompo Japan	15,158	16,620	0.49	0.56	(1,462)	(8.80)	100.00	8.77
27	El Águila	14,331	12,603	0.46	0.42	1,728	13.71	80.38	4.79
28	Tokio Marine	12,980	14,786	0.42	0.50	(1,806)	(12.21)	84.70	4.69
29	Zurich Santander	8,573	7,875	0.28	0.27	698	8.86	100.00	0.30
30	Primero Seguros	6,297	8,338	0.20	0.28	(2,041)	(24.48)	100.00	2.87
31	Citibanamex Seguros	1,562	1,607	0.05	0.05	(45)	(2.79)	100.00	0.03
32	Swiss Re Corporate Solutions	1,295	1,244	0.04	0.04	51	4.08	95.87	2.25
33	Cardif Seguros Generales	170	33	0.01	0.00	137	415.36	100.00	0.07
34	Zurich Aseguradora Mexicana	0	59	0.00	0.00	(59)	(100.00)	-	0.00
35	Assurant Daños	0	0	0.00	0.00	0	-	-	0.00
	<b>Resto</b>	<b>404,319</b>	<b>282,202</b>	<b>12.99</b>	<b>9.52</b>	<b>122,117</b>	<b>43.27</b>	<b>90.48</b>	<b>1.24</b>
	<b>Total</b>	<b>3,111,706</b>	<b>2,965,449</b>	<b>100.00</b>	<b>100.00</b>	<b>146,257</b>	<b>4.93</b>	<b>69.84</b>	<b>2.73</b>

NE = No Existe

\* % Extraordinario mayor de 1000%

## Análisis de Primas Directas

Primer Trimestre 2021

## R.C. y R.P. Aviones y Barcos

Cifras en miles

	Compañías	Primas Directas		% Part. en Merc.		Incremento		% de Cartera	
		2021 importe	2020 importe	2021	2020	Importe	%	Por Operacion	Total Cartera
1	GMX Seguros	287,113	237,099	35.31	32.54	50,014	21.09	29.76	8.34
2	Mapfre México	223,502	92,821	27.49	12.74	130,681	140.79	53.87	3.62
3	Inbursa	179,596	283,071	22.09	38.85	(103,475)	(36.55)	44.19	3.34
4	Atlas	39,942	32,716	4.91	4.49	7,226	22.09	20.92	0.91
5	Afirme	35,051	46,572	4.31	6.39	(11,521)	(24.74)	11.25	1.02
	<b>Grandes</b>	<b>765,204</b>	<b>692,279</b>	<b>94.10</b>	<b>95.00</b>	<b>72,925</b>	<b>10.53</b>	<b>33.44</b>	<b>3.35</b>
6	AXA Seguros	16,709	15,141	2.05	2.08	1,568	10.35	8.01	0.13
7	Allianz México	7,158	7,371	0.88	1.01	(213)	(2.90)	13.45	0.17
8	El Potosí	5,350	3,691	0.66	0.51	1,659	44.94	18.41	0.93
9	Ve Por Más	4,290	1,073	0.53	0.15	3,217	299.79	8.49	0.46
10	El Águila	3,499	685	0.43	0.09	2,814	411.12	19.62	1.17
11	Seguros Azteca Daños	2,935	2,547	0.36	0.35	388	15.22	6.79	0.38
12	G.N.P.	2,782	3,438	0.34	0.47	(655)	(19.06)	1.83	0.01
13	Agroasemex	2,330	0	0.29	0.00	2,330	-	6.57	0.34
14	General de Seguros	1,999	1,997	0.25	0.27	2	0.09	9.36	0.40
15	AIG Seguros	920	493	0.11	0.07	427	86.50	0.38	0.09
	<b>Medianas</b>	<b>47,971</b>	<b>36,436</b>	<b>5.90</b>	<b>5.00</b>	<b>11,535</b>	<b>31.66</b>	<b>5.63</b>	<b>0.12</b>
	<b>Total</b>	<b>813,174</b>	<b>728,714</b>	<b>100.00</b>	<b>100.00</b>	<b>84,460</b>	<b>11.59</b>	<b>25.89</b>	<b>1.27</b>

## Análisis de Primas Directas

Primer Trimestre 2021

## R.C. y R.P. Viajero

Cifras en miles

	Compañías	Primas Directas		% Part. en Merc.		Incremento		% de Cartera	
		2021 Importe	2020 Importe	2021	2020	Importe	%	Por Operación	Total Cartera
1	AXA Seguros	15,532	20,485	29.64	32.09	(4,953)	(24.18)	7.44	0.13
2	Banorte	13,490	17,458	25.74	27.35	(3,969)	(22.73)	11.87	0.10
3	Atlas	6,478	6,653	12.36	10.42	(175)	(2.62)	3.39	0.15
4	Seguros SURA	2,696	1,728	5.14	2.71	968	55.99	3.94	0.22
5	GMX Seguros	2,640	4,323	5.04	6.77	(1,682)	(38.92)	0.27	0.08
	<b>Grandes</b>	<b>40,835</b>	<b>50,647</b>	<b>77.91</b>	<b>79.33</b>	<b>(9,811)</b>	<b>(19.37)</b>	<b>2.64</b>	<b>0.12</b>
6	Inbursa	2,360	1,818	4.50	2.85	543	29.86	0.58	0.04
7	El Potosí	2,139	2,669	4.08	4.18	(530)	(19.84)	7.36	0.37
8	HDI Seguros	2,119	1,927	4.04	3.02	192	9.97	3.55	0.10
9	Chubb Seguros México	1,935	2,391	3.69	3.75	(456)	(19.09)	0.40	0.03
10	Afirme	908	1,862	1.73	2.92	(953)	(51.21)	0.29	0.03
11	General de Seguros	868	836	1.66	1.31	31	3.75	4.06	0.17
12	Ve Por Más	550	631	1.05	0.99	(81)	(12.81)	1.09	0.06
13	La Latinoamericana	267	159	0.51	0.25	108	67.93	0.58	0.06
14	G.N.P.	215	668	0.41	1.05	(453)	(67.82)	0.14	0.00
15	Seguros Azteca Daños	214	233	0.41	0.36	(19)	(8.16)	0.49	0.03
	<b>Medianas</b>	<b>11,575</b>	<b>13,193</b>	<b>22.09</b>	<b>20.67</b>	<b>(1,618)</b>	<b>(12.27)</b>	<b>0.72</b>	<b>0.03</b>
	<b>Total</b>	<b>52,410</b>	<b>63,840</b>	<b>100.00</b>	<b>100.00</b>	<b>(11,429)</b>	<b>(17.90)</b>	<b>1.66</b>	<b>0.07</b>

NE = No Existe

\* % Extraordinario mayor de 1000%

## Análisis de Primas Directas

Primer Trimestre 2021

## R.C. y R.P. Otros

Cifras en miles

	Compañías	Primas Directas		% Part. en Merc.		Incremento		% de Cartera	
		2021 Importe	2020 Importe	2021	2020	Importe	%	Por Operación	Total Cartera
1	GMX Seguros	280,583	244,824	58.65	61.81	35,760	14.61	29.08	8.15
2	Afirme	70,914	87,273	14.82	22.03	(16,360)	(18.75)	22.75	2.06
3	AXA Seguros	60,604	10,625	12.67	2.68	49,979	470.42	29.05	0.49
4	Zurich Daños	54,398	45,071	11.37	11.38	9,327	20.70	27.85	3.40
5	Berkley Seguros	7,540	5,563	1.58	1.40	1,977	35.54	21.63	7.79
	<b>Grandes</b>	<b>474,039</b>	<b>393,355</b>	<b>99.10</b>	<b>99.31</b>	<b>80,684</b>	<b>20.51</b>	<b>27.64</b>	<b>2.26</b>
6	Tokio Marine	2,344	1,472	0.49	0.37	871	59.19	15.30	0.85
7	Seguros Azteca Daños	1,019	250	0.21	0.06	770	308.27	2.36	0.13
8	Mapfre México	629	621	0.13	0.16	8	1.22	0.15	0.01
9	Quálitas	281	394	0.06	0.10	(114)	(28.84)	100.00	0.00
10	Swiss Re Corporate Solutions	56	0	0.01	0.00	56		4.13	0.10
	<b>Medianas</b>	<b>4,328</b>	<b>2,737</b>	<b>0.90</b>	<b>0.69</b>	<b>1,591</b>	<b>58.11</b>	<b>0.91</b>	<b>0.03</b>
	<b>Total</b>	<b>478,367</b>	<b>396,092</b>	<b>100.00</b>	<b>100.00</b>	<b>82,274</b>	<b>20.77</b>	<b>21.84</b>	<b>1.29</b>

## Análisis de Primas Directas

Primer Trimestre 2021

## Marítimo y Transportes Total

Cifras en miles

	Compañías	Primas Directas		% Part. en Merc.		Incremento		% de Cartera	
		2021 Importe	2020 Importe	2021	2020	Importe	%	Por Operación	Total Cartera
1	GMX Seguros	1,169,475	718,261	22.16	16.04	451,214	62.82	100.00	33.96
2	Mapfre México	920,284	336,748	17.44	7.52	583,536	173.29	100.00	14.89
3	Chubb Seguros México	455,280	337,116	8.63	7.53	118,163	35.05	100.00	7.74
4	G.N.P.	446,440	466,514	8.46	10.42	(20,074)	(4.30)	100.00	2.22
5	Afirme	292,345	324,600	5.54	7.25	(32,255)	(9.94)	100.00	8.51
	<b>Grandes</b>	<b>3,283,824</b>	<b>2,183,239</b>	<b>62.23</b>	<b>48.74</b>	<b>1,100,585</b>	<b>50.41</b>	<b>100.00</b>	<b>8.40</b>
6	AXA Seguros	271,832	234,555	5.15	5.24	37,277	15.89	100.00	2.19
7	Atlas	241,011	197,094	4.57	4.40	43,917	22.28	100.00	5.52
8	Inbursa	240,251	193,216	4.55	4.31	47,035	24.34	100.00	4.46
9	Banorte	220,406	196,888	4.18	4.40	23,518	11.94	100.00	1.62
10	Zurich Daños	169,401	187,460	3.21	4.19	(18,059)	(9.63)	100.00	10.59
11	Tokio Marine	146,261	216,875	2.77	4.84	(70,614)	(32.56)	100.00	52.79
12	AIG Seguros	119,988	221,066	2.27	4.94	(101,078)	(45.72)	100.00	11.14
13	Allianz México	102,153	136,241	1.94	3.04	(34,088)	(25.02)	100.00	2.49
14	HDI Global Seguros	84,100	176,241	1.59	3.93	(92,140)	(52.28)	100.00	25.95
15	HDI Seguros	83,037	82,986	1.57	1.85	51	0.06	100.00	4.10
	<b>Medianas</b>	<b>1,678,439</b>	<b>1,842,621</b>	<b>31.81</b>	<b>41.14</b>	<b>(164,182)</b>	<b>(8.91)</b>	<b>100</b>	<b>3.72</b>
16	Sompo Japan	64,820	120,965	1.23	2.70	(56,145)	(46.41)	100.00	37.52
17	El Potosí	55,907	39,396	1.06	0.88	16,511	41.91	100.00	9.69
18	Seguros SURA	46,725	58,807	0.89	1.31	(12,082)	(20.55)	100.00	3.75
19	Primero Seguros	35,083	26,899	0.66	0.60	8,184	30.42	100.00	16.00
20	Agroasemex	33,145	48,913	0.63	1.09	(15,768)	(32.24)	100.00	4.84
21	Berkley Seguros	31,620	34,134	0.60	0.76	(2,514)	(7.37)	100.00	32.69
22	General de Seguros	21,845	18,013	0.41	0.40	3,832	21.27	100.00	4.40
23	Seguros Azteca Daños	7,181	7,883	0.14	0.18	(703)	(8.91)	100.00	0.93
24	Ve Por Más	7,041	2,943	0.13	0.07	4,098	139.24	100.00	0.76
25	El Águila	6,755	7,948	0.13	0.18	(1,193)	(15.01)	100.00	2.26
26	FM Global	3,809	4,697	0.07	0.10	(888)	(18.91)	100.00	0.81
27	XL Seguros	778	81,694	0.01	1.82	(80,916)	(99.05)	100.00	0.28
28	BBVA Seguros	40	1,060	0.00	0.02	(1,020)	(96.21)	100.00	0.00
29	Zurich Aseguradora Mexicana	0	(97)	0.00	0.00	97	(100.00)	-	0.00
30	Swiss Re Corporate Solutions	(299)	(111)	(0.01)	0.00	(188)	169.86	100.00	(0.52)
	<b>Resto</b>	<b>314,450</b>	<b>453,146</b>	<b>5.96</b>	<b>10.12</b>	<b>(138,696)</b>	<b>(30.61)</b>	<b>100.00</b>	<b>1.56</b>
	<b>Total</b>	<b>5,276,713</b>	<b>4,479,006</b>	<b>100.00</b>	<b>100.00</b>	<b>797,707</b>	<b>17.81</b>	<b>100.00</b>	<b>5.06</b>

NE = No Existe

\* % Extraordinario mayor de 1000%

## Marítimo y Transportes Carga

Cifras en miles

	Compañías	Primas Directas		% Part. en Merc.		Incremento		% de Cartera	
		2021 Importe	2020 Importe	2021	2020	Importe	%	Por Operación	Total Cartera
1	Chubb Seguros México	447,736	329,649	14.06	10.57	118,087	35.82	98.34	7.61
2	G.N.P.	440,746	458,992	13.84	14.71	(18,247)	(3.98)	98.72	2.19
3	Mapfre México	403,041	152,375	12.66	4.88	250,665	164.51	43.80	6.52
4	Banorte	220,406	196,888	6.92	6.31	23,518	11.94	100.00	1.62
5	AXA Seguros	193,537	177,053	6.08	5.67	16,484	9.31	71.20	1.56
	<b>Grandes</b>	<b>1,705,465</b>	<b>1,314,957</b>	<b>53.56</b>	<b>42.15</b>	<b>390,508</b>	<b>29.70</b>	<b>73.69</b>	<b>2.93</b>
6	GMX Seguros	178,740	117,209	5.61	3.76	61,531	52.50	15.28	5.19
7	Zurich Daños	169,314	187,174	5.32	6.00	(17,860)	(9.54)	99.95	10.59
8	Tokio Marine	146,261	216,875	4.59	6.95	(70,614)	(32.56)	100.00	52.79
9	Atlas	129,383	120,094	4.06	3.85	9,290	7.74	53.68	2.96
10	Afirme	125,593	98,979	3.94	3.17	26,614	26.89	42.96	3.66
11	ALG Seguros	119,878	220,678	3.76	7.07	(100,801)	(45.68)	99.91	11.13
12	Inbursa	93,012	73,046	2.92	2.34	19,967	27.33	38.71	1.73
13	Allianz México	88,791	98,218	2.79	3.15	(9,427)	(9.60)	86.92	2.16
14	HDI Global Seguros	84,100	176,241	2.64	5.65	(92,140)	(52.28)	100.00	25.95
15	HDI Seguros	79,343	78,978	2.49	2.53	365	0.46	95.55	3.92
	<b>Medianas</b>	<b>1,214,415</b>	<b>1,387,490</b>	<b>38.14</b>	<b>44.47</b>	<b>-173,075</b>	<b>-12.47</b>	<b>45.86</b>	<b>4.66</b>
16	Sompo Japan	64,820	120,965	2.04	3.88	(56,145)	(46.41)	100.00	37.52
17	Seguros SURA	46,418	54,494	1.46	1.75	(8,077)	(14.82)	99.34	3.73
18	Primero Seguros	35,083	26,899	1.10	0.86	8,184	30.42	100.00	16.00
19	Berkley Seguros	31,620	34,134	0.99	1.09	(2,514)	(7.37)	100.00	32.69
20	El Potosí	30,624	22,046	0.96	0.71	8,578	38.91	54.78	5.31
21	Agroasemex	22,058	48,913	0.69	1.57	(26,855)	(54.90)	66.55	3.22
22	General de Seguros	19,499	14,470	0.61	0.46	5,030	34.76	89.26	3.93
23	El Águila	5,893	6,731	0.19	0.22	(838)	(12.45)	87.25	1.97
24	FM Global	3,809	4,697	0.12	0.15	(888)	(18.91)	100.00	0.81
25	Ve Por Más	2,913	321	0.09	0.01	2,592	807.87	41.37	0.32
26	Seguros Azteca Daños	1,068	1,265	0.03	0.04	(197)	(15.57)	14.88	0.14
27	XL Seguros	778	81,694	0.02	2.62	(80,916)	(99.05)	100.00	0.28
28	BBVA Seguros	40	1,154	0.00	0.04	(1,114)	(96.51)	100.00	0.00
29	Zurich Aseguradora Mexicana	0	(97)	0.00	0.00	97	(100.00)	-	0.00
30	Swiss Re Corporate Solutions	(299)	(111)	(0.01)	0.00	(188)	169.86	100.00	(0.52)
	<b>Resto</b>	<b>264,325</b>	<b>417,577</b>	<b>8.30</b>	<b>13.38</b>	<b>(153,252)</b>	<b>(36.70)</b>	<b>84.06</b>	<b>1.31</b>
	<b>Total</b>	<b>3,184,204</b>	<b>3,120,024</b>	<b>100.00</b>	<b>100.00</b>	<b>64,180</b>	<b>2.06</b>	<b>60.34</b>	<b>3.05</b>

NE = No Existe

\* % Extraordinario mayor de 1000%



## Marítimo y Transportes Cascos

Cifras en miles

Compañías		Primas Directas		% Part. en Merc.		Incremento		% de Cartera	
		2021 Importe	2020 Importe	2021	2020	Importe	%	Por Operación	Total Cartera
1	GMX Seguros	990,735	601,052	47.35	44.23	389,684	64.83	84.72	28.77
2	Mapfre México	517,243	184,372	24.72	13.57	332,871	180.54	56.20	8.37
3	Afirme	166,752	225,621	7.97	16.60	(58,869)	(26.09)	57.04	4.85
4	Inbursa	147,238	120,170	7.04	8.84	27,068	22.52	61.29	2.74
5	Atlas	111,628	77,000	5.33	5.67	34,628	44.97	46.32	2.55
	<b>Grandes</b>	<b>1,933,596</b>	<b>1,208,216</b>	<b>92.41</b>	<b>88.91</b>	<b>725,381</b>	<b>60.04</b>	<b>67.53</b>	<b>8.48</b>
6	AXA Seguros	78,295	57,502	3.74	4.23	20,793	36.16	28.80	0.63
7	El Potosí	25,283	17,349	1.21	1.28	7,934	45.73	45.22	4.38
8	Allianz México	13,362	38,023	0.64	2.80	(24,661)	(64.86)	13.08	0.33
9	Agroasemex	11,087	0	0.53	0.00	11,087	-	33.45	1.62
10	Chubb Seguros México	7,544	7,468	0.36	0.55	76	1.02	1.66	0.13
11	Seguros Azteca Daños	6,112	6,618	0.29	0.49	(506)	(7.64)	85.12	0.79
12	G.N.P.	5,695	7,522	0.27	0.55	(1,827)	(24.29)	1.28	0.03
13	Ve Por Más	4,129	2,622	0.20	0.19	1,506	57.44	58.63	0.45
14	HDI Seguros	3,694	4,008	0.18	0.29	(314)	(7.84)	4.45	0.18
15	General de Seguros	2,346	3,543	0.11	0.26	(1,198)	(33.80)	10.74	0.47
	<b>Medianas</b>	<b>157,546</b>	<b>144,656</b>	<b>7.53</b>	<b>10.64</b>	<b>12,890</b>	<b>8.91</b>	<b>10.62</b>	<b>0.33</b>
16	El Águila	861	1,217	0.04	0.09	(355)	(29.21)	12.75	0.29
17	Seguros SURA	307	4,313	0.01	0.32	(4,005)	(92.87)	0.66	0.02
18	AIG Seguros	110	388	0.01	0.03	(278)	(71.59)	0.09	0.01
19	Zurich Daños	87	287	0.00	0.02	(199)	(69.51)	0.05	0.01
20	BBVA Seguros	0	(93)	0.00	(0.01)	93	(100.00)	0.00	0.00
	<b>Resto</b>	<b>1,366</b>	<b>6,111</b>	<b>0.07</b>	<b>0.45</b>	<b>(4,744)</b>	<b>(77.64)</b>	<b>0.40</b>	<b>0.01</b>
	<b>Total</b>	<b>2,092,509</b>	<b>1,358,982</b>	<b>100.00</b>	<b>100.00</b>	<b>733,527</b>	<b>53.98</b>	<b>44.62</b>	<b>2.36</b>

NE = No Existe

\* % Extraordinario mayor de 1000%

## INCENDIO PURO

Cifras en miles

Compañías	Primas Directas		% Part. en Merc.		Incremento		% de Cartera	
	2021 Importe	2020 Importe	2021	2020	Importe	%	Por Operación	Total Cartera
1 Banorte	722,787	673,189	12.05	11.83	49,598	7.37	100.00	5.32
2 Mapfre México	522,155	584,127	8.70	10.27	(61,973)	(10.61)	100.00	8.45
3 Afirme	453,960	501,797	7.57	8.82	(47,837)	(9.53)	100.00	13.21
4 Zurich Daños	407,998	436,385	6.80	7.67	(28,387)	(6.51)	100.00	25.51
5 AXA Seguros	368,307	263,473	6.14	4.63	104,834	39.79	100.00	2.97
<b>Grandes</b>	<b>2,475,207</b>	<b>2,458,971</b>	<b>41.25</b>	<b>43.23</b>	<b>16,235</b>	<b>0.66</b>	<b>100.00</b>	<b>6.65</b>
6 AIG Seguros	364,840	280,959	6.08	4.94	83,880	29.85	100.00	33.88
7 Chubb Seguros México	344,661	210,882	5.74	3.71	133,779	63.44	100.00	5.86
8 Inbursa	317,237	313,478	5.29	5.51	3,759	1.20	100.00	5.90
9 GMX Seguros	275,808	446,505	4.60	7.85	(170,698)	(38.23)	100.00	8.01
10 Atlas	237,316	134,726	3.96	2.37	102,590	76.15	100.00	5.43
11 Allianz México	232,093	229,348	3.87	4.03	2,745	1.20	100.00	5.65
12 Agroasemex	220,898	156,512	3.68	2.75	64,386	41.14	100.00	32.28
13 G.N.P.	219,758	141,870	3.66	2.49	77,888	54.90	100.00	1.09
14 FM Global	218,341	175,848	3.64	3.09	42,493	24.16	100.00	46.68
15 BBVA Seguros	201,889	147,006	3.36	2.58	54,883	37.33	100.00	1.47
<b>Medianas</b>	<b>2,632,839</b>	<b>2,237,134</b>	<b>43.88</b>	<b>39.33</b>	<b>395,705</b>	<b>17.69</b>	<b>100.00</b>	<b>4.44</b>
16 Seguros SURA	186,830	138,170	3.11	2.43	48,659	35.22	100.00	15.00
17 XL Seguros	114,575	110,041	1.91	1.93	4,534	4.12	100.00	41.09
18 El Potosí	114,213	111,185	1.90	1.95	3,028	2.72	100.00	19.81
19 Seguros Azteca Daños	96,314	256,724	1.61	4.51	(160,411)	(62.48)	100.00	12.48
20 Patrimonial Inbursa	81,113	112,643	1.35	1.98	(31,530)	(27.99)	100.00	17.48
21 HDI Seguros	66,844	57,962	1.11	1.02	8,882	15.32	100.00	3.30
22 El Águila	37,842	28,798	0.63	0.51	9,044	31.41	100.00	12.65
23 HDI Global Seguros	33,599	38,386	0.56	0.67	(4,787)	(12.47)	100.00	10.37
24 Sampo Japan	31,791	28,472	0.53	0.50	3,319	11.66	100.00	18.40
25 Tokio Marine	31,279	28,371	0.52	0.50	2,908	10.25	100.00	11.29
26 Zurich Santander	25,869	25,428	0.43	0.45	441	1.74	100.00	0.91
27 Ve Por Más	21,952	15,177	0.37	0.27	6,776	44.65	100.00	2.38
28 Swiss Re Corporate Solutions	18,401	1,831	0.31	0.03	16,571	905.22	100.00	32.02
29 General de Seguros	13,611	24,239	0.23	0.43	(10,628)	(43.85)	100.00	2.74
30 Citibanamex Seguros	7,270	7,419	0.12	0.13	(149)	(2.01)	100.00	0.12
31 Primero Seguros	5,133	5,370	0.09	0.09	(237)	(4.40)	100.00	2.34
32 Cardif Seguros Generales	3,257	560	0.05	0.01	2,697	481.68	100.00	1.33
33 Berkley Seguros	1,776	1,718	0.03	0.03	58	3.38	100.00	1.84
34 Zurich Aseguradora Mexicana	179	6	0.00	0.00	173	2,793.64	100.00	0.15
35 La Latinoamericana	108	142	0.00	0.00	(35)	(24.37)	100.00	0.02
<b>Resto</b>	<b>891,955</b>	<b>992,642</b>	<b>14.87</b>	<b>17.45</b>	<b>(100,686)</b>	<b>(10.14)</b>	<b>100.00</b>	<b>4.95</b>
<b>Total</b>	<b>6,000,002</b>	<b>5,688,747</b>	<b>100.00</b>	<b>100.00</b>	<b>311,254</b>	<b>5.47</b>	<b>100.00</b>	<b>5.24</b>

NE = No Existe

\* % Extraordinario mayor de 1000%

## Riesgos Catastróficos Total

Cifras en miles

	Compañías	Primas Directas		% Part. en Merc.		Incremento		% de Cartera	
		2021 Importe	2020 Importe	2021	2020	Importe	%	Por Operación	Total Cartera
1	AXA Seguros	617,474	515,180	10.32	7.41	102,294	19.86	100.00	4.98
2	Inbursa	528,087	565,263	8.83	8.13	(37,176)	(6.58)	100.00	9.81
3	GMX Seguros	497,201	635,725	8.31	9.14	(138,523)	(21.79)	100.00	14.44
4	Mapfre México	447,063	414,191	7.47	5.96	32,871	7.94	100.00	7.23
5	Afirme	425,818	413,441	7.12	5.95	12,377	2.99	100.00	12.39
	<b>Grandes</b>	<b>2,515,644</b>	<b>2,543,800</b>	<b>42.05</b>	<b>36.58</b>	<b>(28,156)</b>	<b>(1.11)</b>	<b>100.00</b>	<b>8.16</b>
6	Atlas	399,793	300,712	6.68	4.32	99,081	32.95	100.00	9.15
7	Banorte	381,136	395,656	6.37	5.69	(14,520)	(3.67)	100.00	2.80
8	Chubb Seguros México	355,867	153,166	5.95	2.20	202,702	132.34	100.00	6.05
9	Seguros Azteca Daños	335,532	339,277	5.61	4.88	(3,745)	(1.10)	100.00	43.48
10	Agroasemex	294,687	1,541,328	4.93	22.16	(1,246,642)	(80.88)	100.00	43.06
11	BBVA Seguros	290,694	213,846	4.86	3.08	76,849	35.94	100.00	2.12
12	Zurich Daños	221,310	304,490	3.70	4.38	(83,180)	(27.32)	100.00	13.84
13	G.N.P.	194,741	153,507	3.25	2.21	41,234	26.86	100.00	0.97
14	Allianz México	144,466	166,916	2.41	2.40	(22,451)	(13.45)	100.00	3.52
15	Seguros SURA	136,471	141,700	2.28	2.04	(5,229)	(3.69)	100.00	10.96
	<b>Medianas</b>	<b>2,754,697</b>	<b>3,710,598</b>	<b>46.04</b>	<b>53.36</b>	<b>(955,901)</b>	<b>(25.76)</b>	<b>100.00</b>	<b>4.17</b>
16	AIG Seguros	118,037	122,073	1.97	1.76	(4,036)	(3.31)	100.00	10.96
17	FM Global	77,553	54,685	1.30	0.79	22,868	41.82	100.00	16.58
18	HDI Seguros	70,851	57,112	1.18	0.82	13,739	24.06	100.00	3.50
19	HDI Global Seguros	68,069	76,804	1.14	1.10	(8,735)	(11.37)	100.00	21.01
20	El Águila	49,252	42,677	0.82	0.61	6,576	15.41	100.00	16.46
21	Sompo Japan	47,560	39,143	0.79	0.56	8,417	21.50	100.00	27.53
22	XL Seguros	46,409	126,474	0.78	1.82	(80,064)	(63.31)	100.00	16.64
23	Tokio Marine	46,203	45,713	0.77	0.66	490	1.07	100.00	16.68
24	Zurich Santander	43,901	37,115	0.73	0.53	6,786	18.28	100.00	1.54
25	Swiss Re Corporate Solutions	30,818	2,518	0.52	0.04	28,299	*	100.00	53.63
26	Citibanamex Seguros	22,886	25,685	0.38	0.37	(2,800)	(10.90)	100.00	0.37
27	Cardif Seguros Generales	22,334	4,200	0.37	0.06	18,133	431.70	100.00	9.11
28	Ve Por Más	21,446	16,721	0.36	0.24	4,725	28.25	100.00	2.32
29	El Potosí	16,128	11,336	0.27	0.16	4,792	42.27	100.00	2.80
30	Patrimonial Inbursa	13,350	16,332	0.22	0.23	(2,982)	(18.26)	100.00	2.88
31	General de Seguros	12,591	16,602	0.21	0.24	(4,011)	(24.16)	100.00	2.54
32	Primero Seguros	2,991	2,720	0.05	0.04	271	9.98	100.00	1.36
33	Berkley Seguros	2,090	1,778	0.03	0.03	313	17.59	100.00	2.16
34	Zurich Aseguradora Mexicana	212	103	0.00	0.00	110	106.75	100.00	0.18
	<b>Resto</b>	<b>712,681</b>	<b>699,791</b>	<b>11.91</b>	<b>10.06</b>	<b>12,890</b>	<b>1.84</b>	<b>100.00</b>	<b>4.16</b>
	<b>Total</b>	<b>5,983,022</b>	<b>6,954,189</b>	<b>100.00</b>	<b>100.00</b>	<b>(971,167)</b>	<b>(13.97)</b>	<b>100.00</b>	<b>5.25</b>

NE = No Existe

\* % Extraordinario mayor de 1000%

## Terremoto y Erupción Volcánica

Cifras en miles

Compañías		Primas Directas		% Part. en Merc.		Incremento		% de Cartera	
		2021 Importe	2020 Importe	2021	2020	Importe	%	Por Operación	Total Cartera
1	Afirme	223,191	210,204	7.97	6.85	12,987	6.18	52.41	6.50
2	Inbursa	221,829	244,791	7.92	7.97	(22,963)	(9.38)	42.01	4.12
3	Seguros Azteca Daños	220,643	259,466	7.87	8.45	(38,823)	(14.96)	65.76	28.59
4	GMX Seguros	219,951	309,578	7.85	10.09	(89,628)	(28.95)	44.24	6.39
5	AXA Seguros	208,645	146,102	7.45	4.76	62,543	42.81	33.79	1.68
	<b>Grandes</b>	<b>1,094,258</b>	<b>1,170,141</b>	<b>39.05</b>	<b>38.12</b>	<b>(75,883)</b>	<b>(6.48)</b>	<b>45.52</b>	<b>4.30</b>
6	Mapfre México	202,238	127,493	7.22	4.15	74,745	58.63	45.24	3.27
7	Chubb Seguros México	180,593	72,327	6.45	2.36	108,266	149.69	50.75	3.07
8	Atlas	165,253	138,117	5.90	4.50	27,135	19.65	41.33	3.78
9	BBVA Seguros	160,227	132,789	5.72	4.33	27,438	20.66	55.12	1.17
10	Zurich Daños	158,564	210,010	5.66	6.84	(51,446)	(24.50)	71.65	9.92
11	Agroasemex	151,922	575,872	5.42	18.76	(423,950)	(73.62)	51.55	22.20
12	Banorte	140,408	129,515	5.01	4.22	10,893	8.41	36.84	1.03
13	G.N.P.	78,118	65,053	2.79	2.12	13,064	20.08	40.11	0.39
14	Allianz México	67,356	75,439	2.40	2.46	(8,083)	(10.71)	46.62	1.64
15	FM Global	61,465	37,924	2.19	1.24	23,541	62.07	79.26	13.14
	<b>Medianas</b>	<b>1,366,142</b>	<b>1,564,539</b>	<b>48.76</b>	<b>50.97</b>	<b>(198,397)</b>	<b>(12.68)</b>	<b>48.66</b>	<b>1.93</b>
16	AIG Seguros	57,941	47,471	2.07	1.55	10,470	22.05	49.09	5.38
17	Seguros SURA	50,616	51,928	1.81	1.69	(1,312)	(2.53)	37.09	4.06
18	HDI Global Seguros	32,756	36,551	1.17	1.19	(3,794)	(10.38)	48.12	10.11
19	Zurich Santander	31,400	26,084	1.12	0.85	5,316	20.38	71.53	1.10
20	XL Seguros	27,375	76,001	0.98	2.48	(48,626)	(63.98)	58.99	9.82
21	HDI Seguros	22,284	22,093	0.80	0.72	191	0.87	31.45	1.10
22	Cardif Seguros Generales	19,063	3,607	0.68	0.12	15,456	428.48	85.36	7.78
23	Tokio Marine	18,921	19,538	0.68	0.64	(618)	(3.16)	40.95	6.83
24	El Águila	18,522	12,754	0.66	0.42	5,769	45.23	37.61	6.19
25	Sompo Japan	17,255	11,173	0.62	0.36	6,082	54.43	36.28	9.99
26	Swiss Re Corporate Solutions	13,630	515	0.49	0.02	13,115	*	44.23	23.72
27	Citibanamex Seguros	10,498	12,102	0.37	0.39	(1,604)	(13.25)	45.87	0.17
28	Ve Por Más	7,526	3,006	0.27	0.10	4,519	150.32	35.09	0.82
29	El Potosí	6,852	4,260	0.24	0.14	2,591	60.82	42.48	1.19
30	General de Seguros	4,561	5,768	0.16	0.19	(1,207)	(20.92)	36.23	0.92
31	Berkley Seguros	1,427	1,399	0.05	0.05	28	2.01	68.26	1.48
32	Primero Seguros	687	606	0.02	0.02	81	13.31	22.96	0.31
33	Zurich Aseguradora Mexicana	126	80	0.00	0.00	46	58.11	59.26	0.10
	<b>Resto</b>	<b>341,440</b>	<b>334,937</b>	<b>12.19</b>	<b>10.91</b>	<b>6,503</b>	<b>1.94</b>	<b>45.03</b>	<b>1.96</b>
	<b>Total</b>	<b>2,801,840</b>	<b>3,069,617</b>	<b>100.00</b>	<b>100.00</b>	<b>(267,777)</b>	<b>(8.72)</b>	<b>46.93</b>	<b>2.47</b>

NE = No Existe

\* % Extraordinario mayor de 1000%

## Análisis de Primas Directas

Primer Trimestre 2021

## Huracán y Otros Riesgos Hidrometeorológicos)

Cifras en miles

	Compañías	Primas Directas		% Part. en Merc.		Incremento		% de Cartera	
		2021 Importe	2020 Importe	2021	2020	Importe	%	Por Operación	Total Cartera
1	AXA Seguros	408,829	369,078	12.89	9.50	39,751	10.77	66.21	3.30
2	Inbursa	306,259	320,472	9.66	8.25	(14,213)	(4.44)	57.99	5.69
3	GMX Seguros	277,251	326,147	8.74	8.40	(48,896)	(14.99)	55.76	8.05
4	Mapfre México	244,825	286,698	7.72	7.38	(41,873)	(14.61)	54.76	3.96
5	Banorte	240,728	266,141	7.59	6.85	(25,413)	(9.55)	63.16	1.77
	<b>Grandes</b>	<b>1,477,891</b>	<b>1,568,536</b>	<b>46.61</b>	<b>40.38</b>	<b>(90,644)</b>	<b>(5.78)</b>	<b>59.81</b>	<b>3.61</b>
6	Atlas	234,540	162,595	7.40	4.19	71,945	44.25	58.67	5.37
7	Afirme	202,627	203,237	6.39	5.23	(610)	(0.30)	47.59	5.90
8	Chubb Seguros México	175,275	80,839	5.53	2.08	94,436	116.82	49.25	2.98
9	Agroasemex	132,496	965,456	4.18	24.85	(832,960)	(86.28)	44.96	19.36
10	BBVA Seguros	130,468	81,057	4.11	2.09	49,411	60.96	44.88	0.95
11	G.N.P.	116,623	88,454	3.68	2.28	28,169	31.85	59.89	0.58
12	Seguros Azteca Daños	114,889	79,811	3.62	2.05	35,078	43.95	34.24	14.89
13	Seguros SURA	85,855	89,772	2.71	2.31	(3,917)	(4.36)	62.91	6.89
14	Allianz México	77,110	91,477	2.43	2.35	(14,368)	(15.71)	53.38	1.88
15	Zurich Daños	62,747	94,480	1.98	2.43	(31,733)	(33.59)	28.35	3.92
	<b>Medianas</b>	<b>1,332,630</b>	<b>1,937,179</b>	<b>42.03</b>	<b>49.87</b>	<b>-604,548</b>	<b>-31.21</b>	<b>47.6</b>	<b>2.38</b>
16	AIG Seguros	60,096	74,602	1.90	1.92	(14,506)	(19.44)	50.91	5.58
17	HDI Seguros	48,567	35,019	1.53	0.90	13,548	38.69	68.55	2.40
18	HDI Global Seguros	35,312	40,253	1.11	1.04	(4,941)	(12.27)	51.88	10.90
19	EI Águila	30,730	29,923	0.97	0.77	807	2.70	62.39	10.27
20	Sompo Japan	30,305	27,970	0.96	0.72	2,335	8.35	63.72	17.54
21	Tokio Marine	27,282	26,175	0.86	0.67	1,107	4.23	59.05	9.85
22	XL Seguros	19,034	50,472	0.60	1.30	(31,438)	(62.29)	41.01	6.83
23	Swiss Re Corporate Solutions	17,188	2,003	0.54	0.05	15,184	757.96	55.77	29.91
24	FM Global	16,088	16,761	0.51	0.43	(673)	(4.02)	20.74	3.44
25	Ve Por Más	13,921	13,715	0.44	0.35	205	1.50	64.91	1.51
26	Patrimonial Inbursa	13,350	16,332	0.42	0.42	(2,982)	(18.26)	100.00	2.88
27	Zurich Santander	12,501	11,031	0.39	0.28	1,470	13.33	28.47	0.44
28	Citibanamex Seguros	12,388	13,583	0.39	0.35	(1,196)	(8.80)	54.13	0.20
29	El Potosí	9,276	7,076	0.29	0.18	2,201	31.11	57.52	1.61
30	General de Seguros	8,030	10,834	0.25	0.28	(2,804)	(25.88)	63.77	1.62
31	Cardif Seguros Generales	3,271	593	0.10	0.02	2,677	451.27	14.64	1.33
32	Primero Seguros	2,305	2,114	0.07	0.05	191	9.02	77.04	1.05
33	Berkley Seguros	663	379	0.02	0.01	284	75.06	31.74	0.69
34	Zurich Aseguradora Mexicana	86	23	0.00	0.00	63	274.22	40.74	0.07
	<b>Resto</b>	<b>360,392</b>	<b>378,858</b>	<b>11.37</b>	<b>9.75</b>	<b>(18,466)</b>	<b>(4.87)</b>	<b>50.57</b>	<b>2.10</b>
	<b>Total</b>	<b>3,170,914</b>	<b>3,884,572</b>	<b>100.00</b>	<b>100.00</b>	<b>(713,658)</b>	<b>(18.37)</b>	<b>53.00</b>	<b>2.78</b>

## Análisis de Primas Directas

Primer Trimestre 2021

## Otros Riesgos Catastróficos

Cifras en miles

	Compañías	Primas Directas		% Part. en Merc.		Incremento		% de Cartera	
		2021 Importe	2020 Importe	2021	2020	Importe	%	Por Operación	Total Cartera
1	Agroasemex	10,269	0	100	-	10,269	-	3.48	1.50
	<b>Total</b>	<b>10,269</b>	<b>0</b>	<b>100.00</b>	<b>-</b>	<b>10,269</b>	<b>-</b>	<b>3.48</b>	<b>1.50</b>

NE = No Existe

\* % Extraordinario mayor de 1000%

**Análisis de Primas Directas** **Primer Trimestre 2021**

*Agrícola y de Animales Total*

Cifras en miles

Compañías	Primas Directas		% Part. en Merc.		Incremento		% de Cartera	
	2021 Importe	2020 Importe	2021	2020	Importe	%	Por Operación	Total Cartera
1 General de Seguros	26,775	35,480	34.52	20.15	(8,706)	(24.54)	100	5.39
2 Mapfre México	22,921	17,553	29.55	10	5,368	31	100	0.37
3 Tlálac Seguros	13,771	116,330	17.75	66.07	(102,559)	(88.16)	100	100
4 Seguros SURA	12,189	6,203	15.71	3.52	5,986	96.50	100	0.98
5 Swiss Re Corporate Solutions	890	495	1.15	0.28	395	79.84	100	1.55
<b>Grandes</b>	<b>76,546</b>	<b>176,061</b>	<b>98.69</b>	<b>100</b>	<b>-99,515</b>	<b>-56.52</b>	<b>100</b>	<b>0.96</b>
6 G.N.P.	681	0	0.88	0.00	681	-	100	0.00
7 Agroasemex	336	0	0.43	0.00	336	-	100	0.05
8 AXA Seguros	0	0	0.00	0.00	0	-	-	0.00
Medianas	1,017	0	1.31	0.00	1,017	-	100	0.00
<b>Total</b>	<b>77,563</b>	<b>176,061</b>	<b>100</b>	<b>100</b>	<b>-98,498</b>	<b>-55.95</b>	<b>100</b>	<b>0.19</b>

**Análisis de Primas Directas** **Primer Trimestre 2021**

*A. y de A. Agrícola*

Cifras en miles

Compañías	Primas Directas		% Part. en Merc.		Incremento		% de Cartera	
	2021 Importe	2020 Importe	2021	2020	Importe	%	Por Operación	Total Cartera
1 General de Seguros	25,425	33,647	35.67	49	(8,222)	(24.44)	94.96	5.12
2 Mapfre México	18,354	16,448	25.75	23.79	1,906	11.59	80.08	0.30
3 Tlálac Seguros	13,635	12,349	19.13	17.86	1,286	10.42	99.01	99.01
4 Seguros SURA	12,189	6,203	17.10	8.97	5,986	96.50	100.00	0.98
5 Swiss Re Corporate Solutions	890	495	1.25	0.72	395	79.84	100.00	1.55
<b>Grandes</b>	<b>70,493</b>	<b>69,142</b>	<b>98.89</b>	<b>100.00</b>	<b>1,351</b>	<b>1.95</b>	<b>92.09</b>	<b>0.88</b>
6 G.N.P.	681	0	0.96	0.00	681	-	100.00	0.00
7 Agroasemex	110	0	0.15	0.00	110	-	32.74	0.02
8 AXA Seguros	0	0	0.00	0.00	0	-	-	0.00
Medianas	791	0	1.11	0	791	-	77.78	0
<b>Total</b>	<b>71,285</b>	<b>69,142</b>	<b>100.00</b>	<b>100.00</b>	<b>2,142</b>	<b>3.10</b>	<b>91.91</b>	<b>0.17</b>

**Análisis de Primas Directas** **Primer Trimestre 2021**

*A. y de A. Pecuario*

Cifras en miles

Compañías	Primas Directas		% Part. en Merc.		Incremento		% de Cartera	
	2021 Importe	2020 Importe	2021	2020	Importe	%	Por Operación	Total Cartera
1 Mapfre México	4,567	1,104	72.74	1.03	3,462	313.56	19.92	0.07
2 General de Seguros	1,350	1,833	21.50	1.71	(483)	(26.36)	5.04	0.27
3 Agroasemex	226	0	3.60	0.00	226	-	67.26	0.03
4 Tlálac Seguros	136	103,981	2.16	97	(103,846)	(100)	0.99	0.99
5 Swiss Re Corporate Solutions	0	0	0.00	0	0	-	0.00	0.00
6 AXA Seguros	0	0	0.00	0	0	-	-	0.00
<b>Total</b>	<b>6,278</b>	<b>106,919</b>	<b>100.00</b>	<b>100.00</b>	<b>(100,640)</b>	<b>(94.13)</b>	<b>9.70</b>	<b>0.03</b>

**Análisis de Primas Directas** **Primer Trimestre 2021**

*A. y de A. Otros*

Cifras en miles

Compañías	Primas Directas		% Part. en Merc.		Incremento		% de Cartera	
	2021 Importe	2020 Importe	2021	2020	Importe	%	Por Operación	Total Cartera
1 Tlálac Seguros	0	0	-	-	0	-	0.00	0.00
2 Agroasemex	0	0	-	-	0	-	0.00	0.00
<b>Total</b>	<b>0</b>	<b>0</b>	<b>-</b>	<b>-</b>	<b>0</b>	<b>-</b>	<b>0.00</b>	<b>0.00</b>

NE = No Existe, ND = NO DISPONIBLE

\* % Extraordinario mayor de 1000%

## Automóviles Total

Cifras en miles

Compañías		Primas Directas		% Part. en Merc.		Incremento		% de Cartera	
		2021 Importe	2020 Importe	2021	2020	Importe	%	Por Operación	Total Cartera
1	Quálitas	8,966,107	9,004,002	31.23	28.12	(37,894)	(0.42)	100.00	100.00
2	G.N.P.	3,590,567	4,360,518	12.50	13.62	(769,951)	(17.66)	100.00	17.82
3	Chubb Seguros México	3,330,293	4,140,695	11.60	12.93	(810,402)	(19.57)	100.00	56.61
4	AXA Seguros	2,375,051	2,918,502	8.27	9.11	(543,451)	(18.62)	100.00	19.17
5	HDI Seguros	1,646,352	1,986,059	5.73	6.20	(339,708)	(17.10)	100.00	81.31
	<b>Grandes</b>	<b>19,908,370</b>	<b>22,409,776</b>	<b>69.33</b>	<b>69.99</b>	<b>(2,501,406)</b>	<b>(11.16)</b>	<b>100.00</b>	<b>40.30</b>
6	BBVA Seguros	1,620,692	1,541,069	5.64	4.81	79,623	5.17	100.00	11.82
7	Banorte	1,211,453	1,585,232	4.22	4.95	(373,780)	(23.58)	100.00	8.91
8	Inbursa	997,258	867,724	3.47	2.71	129,534	14.93	100.00	18.53
9	Atlas	912,738	915,329	3.18	2.86	(2,591)	(0.28)	100.00	20.89
10	Mapfre México	712,131	764,781	2.48	2.39	(52,650)	(6.88)	100.00	11.52
11	ANA	700,447	680,657	2.44	2.13	19,790	2.91	100.00	100.00
12	Afirme	684,308	771,600	2.38	2.41	(87,293)	(11.31)	100.00	19.92
13	Zurich Daños	475,561	641,310	1.66	2.00	(165,749)	(25.85)	100.00	29.74
14	General de Seguros	283,992	331,140	0.99	1.03	(47,147)	(14.24)	100.00	57.20
15	El Potosí	267,613	255,507	0.93	0.80	12,106	4.74	100.00	46.41
	<b>Medianas</b>	<b>7,866,194</b>	<b>8,354,349</b>	<b>27.39</b>	<b>26.09</b>	<b>-488,156</b>	<b>(5.84)</b>	<b>100</b>	<b>15.72</b>
16	El Águila	160,385	167,909	0.56	0.52	(7,524)	(4.48)	100.00	53.59
17	Primero Seguros	149,721	177,992	0.52	0.56	(28,271)	(15.88)	100.00	68.28
18	Cardif Seguros Generales	132,173	157,660	0.46	0.49	(25,486)	(16.17)	100.00	53.92
19	Seguros SURA	101,616	305,928	0.35	0.96	(204,312)	(66.78)	100.00	8.16
20	Seguros Azteca Daños	91,386	76,349	0.32	0.24	15,037	19.70	100.00	11.84
21	AIG Seguros	91,117	131,361	0.32	0.41	(40,244)	(30.64)	100.00	8.46
22	La Latinoamericana	78,917	82,045	0.27	0.26	(3,128)	(3.81)	100.00	18.14
23	Ve Por Más	52,092	64,497	0.18	0.20	(12,405)	(19.23)	100.00	5.64
24	Patrimonial Daños	43,542	44,144	0.15	0.14	(602)	(1.36)	100.00	100.00
25	Allianz México	14,445	24,376	0.05	0.08	(9,931)	(40.74)	100.00	0.35
26	Tokio Marine	10,189	12,859	0.04	0.04	(2,670)	(20.76)	100.00	3.68
27	Crabi	9,524	2,360	0.03	0.01	7,164	303.58	100.00	100.00
28	Patrimonial Inbursa	3,081	3,559	0.01	0.01	(477)	(13.41)	100.00	0.66
29	Assurant Daños	1,115	1,021	0.00	0.00	93	9.12	100.00	2.82
30	Virginia Surety	504	132	0.00	0.00	372	280.87	100.00	5.31
31	Zurich Santander	232	13	0.00	0.00	220	*	100.00	0.01
32	Sompo Japan	0	507	0.00	0.00	(507)	(100.00)	-	0.00
33	Citibanamex Seguros	(373)	3,488	0.00	0.01	(3,861)	(110.69)	100.00	(0.01)
	<b>Resto</b>	<b>939,666</b>	<b>1,256,200</b>	<b>3.27</b>	<b>3.92</b>	<b>(316,533)</b>	<b>(25.20)</b>	<b>100.00</b>	<b>4.86</b>
	<b>Total</b>	<b>28,714,230</b>	<b>32,020,325</b>	<b>100.00</b>	<b>100.00</b>	<b>(3,306,095)</b>	<b>(10.32)</b>	<b>100.00</b>	<b>24.17</b>

NE = No Existe

\* % Extraordinario mayor de 1000%

## Autimóviles Residentes

Cifras en miles

	Compañías	Primas Directas		% Part. en Merc.		Incremento		% de Cartera	
		2021 Importe	2020 Importe	2021	2020	Importe	%	Por Operación	Total Cartera
1	Quálitas	4,553,436	4,277,177	25.38	21.09	276,259	6.46	50.78	50.78
2	Chubb Seguros México	2,295,223	2,930,417	12.79	14.45	(635,194)	(21.68)	68.92	39.01
3	G.N.P.	2,087,207	3,041,044	11.63	15.00	(953,837)	(31.37)	58.13	10.36
4	AXA Seguros	1,611,271	1,922,208	8.98	9.48	(310,937)	(16.18)	67.84	13.01
5	BBVA Seguros	1,387,600	1,324,456	7.73	6.53	63,144	4.77	85.62	10.12
	<b>Grandes</b>	<b>11,934,736</b>	<b>13,495,302</b>	<b>66.51</b>	<b>66.55</b>	<b>(1,560,566)</b>	<b>(11.56)</b>	<b>60.03</b>	<b>19.54</b>
6	HDI Seguros	1,102,835	1,406,490	6.15	6.94	(303,655)	(21.59)	66.99	54.47
7	Banorte	906,560	1,127,039	5.05	5.56	(220,479)	(19.56)	74.83	6.67
8	Inbursa	616,883	545,704	3.44	2.69	71,178	13.04	61.86	11.46
9	Atlas	556,086	530,594	3.10	2.62	25,492	4.80	60.93	12.73
10	Mapfre México	555,268	595,497	3.09	2.94	(40,229)	(6.76)	77.97	8.98
11	Afirme	527,884	462,765	2.94	2.28	65,119	14.07	77.14	15.36
12	Zurich Daños	472,144	635,811	2.63	3.14	(163,668)	(25.74)	99.28	29.53
13	ANA	407,968	374,943	2.27	1.85	33,026	8.81	58.24	58.24
14	El Águila	153,777	162,691	0.86	0.80	(8,915)	(5.48)	95.88	51.39
15	El Potosí	149,294	143,516	0.83	0.71	5,777	4.03	55.79	25.89
	<b>Medianas</b>	<b>5,448,699</b>	<b>5,985,051</b>	<b>30.37</b>	<b>29.51</b>	<b>(536,352)</b>	<b>(8.96)</b>	<b>70.14</b>	<b>14.28</b>
16	General de Seguros	123,711	135,065	0.69	0.67	(11,354)	(8.41)	43.56	24.92
17	Primero Seguros	94,615	108,655	0.53	0.54	(14,040)	(12.92)	63.19	43.15
18	Seguros Azteca Daños	91,386	76,349	0.51	0.38	15,037	19.70	100.00	11.84
19	AIG Seguros	75,354	106,482	0.42	0.53	(31,128)	(29.23)	82.70	7.00
20	La Latinoamericana	57,443	71,963	0.32	0.35	(14,521)	(20.18)	72.79	13.21
21	Seguros SURA	55,860	219,502	0.31	1.08	(163,642)	(74.55)	54.97	4.48
22	Ve Por Más	26,881	36,927	0.15	0.18	(10,046)	(27.21)	51.60	2.91
23	Allianz México	14,445	24,376	0.08	0.12	(9,931)	(40.74)	100.00	0.35
24	Crabi	9,524	2,360	0.05	0.01	7,164	303.58	100.00	100.00
25	Tokio Marine	7,281	8,376	0.04	0.04	(1,095)	(13.07)	71.46	2.63
26	Patrimonial Inbursa	3,081	3,559	0.02	0.02	(477)	(13.41)	100.00	0.66
27	Assurant Daños	1,115	1,021	0.01	0.01	93	9.12	100.00	2.82
28	Zurich Santander	232	13	0.00	0.00	220	*	100.00	0.01
29	Patrimonial Daños	0	0	0.00	0.00	0	-	0.00	0.00
30	Sompo Japan	0	248	0.00	0.00	(248)	(100.00)	-	0.00
31	Citibanamex Seguros	(373)	3,488	0.00	0.02	(3,861)	(110.69)	100.00	(0.01)
	<b>Resto</b>	<b>560,554</b>	<b>798,382</b>	<b>3.12</b>	<b>3.94</b>	<b>(237,828)</b>	<b>(29.79)</b>	<b>60.24</b>	<b>2.91</b>
	<b>Total</b>	<b>17,943,989</b>	<b>20,278,735</b>	<b>100.00</b>	<b>100.00</b>	<b>(2,334,746)</b>	<b>(11.51)</b>	<b>62.78</b>	<b>15.14</b>

NE = No Existe

\* % Extraordinario mayor de 1000%



## Autimóviles Camiones

Cifras en miles

Compañías		Primas Directas		% Part. en Merc.		Incremento		% de Cartera	
		2021 Importe	2020 Importe	2021	2020	Importe	%	Por Operación	Total Cartera
1	Quálitas	4,138,275	4,515,184	44.36	42.69	(376,909)	(8.35)	46.15	46.15
2	G.N.P.	910,085	1,025,057	9.76	9.69	(114,972)	(11.22)	25.35	4.52
3	Chubb Seguros México	867,117	1,007,398	9.30	9.52	(140,281)	(13.93)	26.04	14.74
4	AXA Seguros	754,999	988,708	8.09	9.35	(233,709)	(23.64)	31.79	6.10
5	HDI Seguros	461,184	500,109	4.94	4.73	(38,925)	(7.78)	28.01	22.78
	<b>Grandes</b>	<b>7,131,658</b>	<b>8,036,455</b>	<b>76.45</b>	<b>75.98</b>	<b>(904,796)</b>	<b>(11.26)</b>	<b>35.82</b>	<b>14.43</b>
6	Inbursa	376,382	317,491	4.03	3.00	58,891	18.55	37.74	6.99
7	Atlas	323,310	348,479	3.47	3.29	(25,168)	(7.22)	35.42	7.40
8	Banorte	304,893	458,193	3.27	4.33	(153,301)	(33.46)	25.17	2.24
9	ANA	252,778	251,046	2.71	2.37	1,731	0.69	36.09	36.09
10	BBVA Seguros	233,093	216,614	2.50	2.05	16,479	7.61	14.38	1.70
11	General de Seguros	156,729	191,986	1.68	1.82	(35,257)	(18.36)	55.19	31.57
12	Afirme	146,978	287,372	1.58	2.72	(140,394)	(48.85)	21.48	4.28
13	Mapfre México	137,874	148,753	1.48	1.41	(10,879)	(7.31)	19.36	2.23
14	El Potosí	114,392	108,086	1.23	1.02	6,307	5.83	42.75	19.84
15	Primero Seguros	54,971	69,298	0.59	0.66	(14,326)	(20.67)	36.72	25.07
	<b>Medianas</b>	<b>2,101,399</b>	<b>2,397,317</b>	<b>22.53</b>	<b>22.67</b>	<b>-295,918</b>	<b>-12.34</b>	<b>27.87</b>	<b>4.32</b>
16	Seguros SURA	44,049	83,295	0.47	0.79	(39,246)	(47.12)	43.35	3.54
17	Ve Por Más	23,088	25,807	0.25	0.24	(2,719)	(10.53)	44.32	2.50
18	La Latinoamericana	17,717	8,117	0.19	0.08	9,600	118.28	22.45	4.07
19	AIG Seguros	5,780	19,760	0.06	0.19	(13,980)	(70.75)	6.34	0.54
20	Tokio Marine	2,822	4,336	0.03	0.04	(1,514)	(34.92)	27.69	1.02
21	Zurich Daños	928	888	0.01	0.01	41	4.57	0.20	0.06
22	Patrimonial Daños	532	536	0.01	0.01	(5)	(0.88)	1.22	1.22
23	Sompo Japan	0	258	0.00	0.00	(258)	(100.00)	-	0.00
	<b>Resto</b>	<b>94,916</b>	<b>142,997</b>	<b>1.02</b>	<b>1.35</b>	<b>(48,082)</b>	<b>(33.62)</b>	<b>11.13</b>	<b>1.64</b>
	<b>Total</b>	<b>9,327,973</b>	<b>10,576,769</b>	<b>100.00</b>	<b>100.00</b>	<b>(1,248,796)</b>	<b>(11.81)</b>	<b>32.96</b>	<b>8.98</b>

NE = No Existe

\* % Extraordinario mayor de 1000%

## Análisis de Primas Directas

Primer Trimestre 2021

## Autimóviles Turistas

Cifras en miles

Compañías	Primas Directas		% Part. en Merc.		Incremento		% de Cartera	
	2021 Importe	2020 Importe	2021	2020	Importe	%	Por Operación	Total Cartera
1 Chubb Seguros México	167,810	202,706	44.28	46.20	(34,895)	(17.21)	5.04	2.85
2 Quálitas	70,095	77,160	18.50	17.59	(7,065)	(9.16)	0.78	0.78
3 HDI Seguros	39,726	36,712	10.48	8.37	3,014	8.21	2.41	1.96
4 G.N.P.	31,775	45,837	8.38	10.45	(14,062)	(30.68)	0.88	0.16
5 ANA	21,077	35,740	5.56	8.15	(14,663)	(41.03)	3.01	3.01
<b>Grandes</b>	<b>330,484</b>	<b>398,156</b>	<b>87.21</b>	<b>90.75</b>	<b>(67,672)</b>	<b>(17.00)</b>	<b>1.81</b>	<b>0.88</b>
6 Mapfre México	18,989	20,531	5.01	4.68	(1,542)	(7.51)	2.67	0.31
7 AXA Seguros	6,897	5,895	1.82	1.34	1,002	17.01	0.29	0.06
8 El Águila	6,606	5,212	1.74	1.19	1,394	26.75	4.12	2.21
9 AIG Seguros	6,160	(1,479)	1.63	(0.34)	7,639	(516.46)	6.76	0.57
10 El Potosí	3,927	3,905	1.04	0.89	22	0.56	1.47	0.68
11 General de Seguros	2,647	3,106	0.70	0.71	(458)	(14.75)	0.93	0.53
12 Atlas	1,392	1,493	0.37	0.34	(101)	(6.76)	0.15	0.03
13 Zurich Daños	953	1,031	0.25	0.23	(78)	(7.57)	0.20	0.06
14 Inbursa	413	370	0.11	0.08	43	11.63	0.04	0.01
15 Seguros SURA	267	327	0.07	0.07	(60)	(18.43)	0.26	0.02
<b>Medianas</b>	<b>48,252</b>	<b>40,391</b>	<b>12.73</b>	<b>9.21</b>	<b>7,861</b>	<b>19.46</b>	<b>0.76</b>	<b>0.14</b>
16 Primero Seguros	135	40	0.04	0.01	95	239.80	0.09	0.06
17 Tokio Marine	86	147	0.02	0.03	(61)	(41.51)	0.84	0.03
<b>Resto</b>	<b>221</b>	<b>186</b>	<b>0.06</b>	<b>0.04</b>	<b>34</b>	<b>18.49</b>	<b>0.14</b>	<b>0.04</b>
<b>Total</b>	<b>378,956</b>	<b>438,733</b>	<b>100.00</b>	<b>100.00</b>	<b>(59,777)</b>	<b>(13.62)</b>	<b>1.53</b>	<b>0.53</b>

## Análisis de Primas Directas

Primer Trimestre 2021

## Automóviles (Otros más Obligatorios)

Cifras en miles

Compañías	Primas Directas		% Part. en Merc.		Incremento		% de Cartera	
	2021 Importe	2020 Importe	2021	2020	Importe	%	Por Operación	Total Cartera
1 G.N.P.	561,500	248,580	52.81	34.24	312,921	125.88	15.64	2.79
2 Quálitas	204,301	134,481	19.21	18.52	69,820	51.92	2.28	2.28
3 Cardif Seguros Generales	132,173	157,660	12.43	21.71	(25,486)	(16.17)	100.00	53.92
4 Patrimonial Daños	43,010	43,608	4.04	6.01	(598)	(1.37)	98.78	98.78
5 HDI Seguros	42,607	42,749	4.01	5.89	(142)	(0.33)	2.59	2.10
<b>Grandes</b>	<b>983,592</b>	<b>627,077</b>	<b>92.50</b>	<b>86.36</b>	<b>356,515</b>	<b>56.85</b>	<b>6.84</b>	<b>3.13</b>
6 Atlas	31,950	34,763	3.00	4.79	(2,813)	(8.09)	3.50	0.73
7 ANA	18,624	18,927	1.75	2.61	(303)	(1.60)	2.66	2.66
8 Afirme	9,446	21,464	0.89	2.96	(12,017)	(55.99)	1.38	0.27
9 AIG Seguros	3,823	6,598	0.36	0.91	(2,775)	(42.06)	4.20	0.35
10 La Latinoamericana	3,757	1,965	0.35	0.27	1,792	91.19	4.76	0.86
11 Inbursa	3,581	4,159	0.34	0.57	(578)	(13.90)	0.36	0.07
12 Ve Por Más	2,123	1,763	0.20	0.24	360	20.39	4.07	0.23
13 AXA Seguros	1,885	1,692	0.18	0.23	192	11.38	0.08	0.02
14 Zurich Daños	1,536	3,580	0.14	0.49	(2,044)	(57.09)	0.32	0.10
15 Seguros SURA	1,441	2,804	0.14	0.39	(1,363)	(48.62)	1.42	0.12
<b>Medianas</b>	<b>78,165</b>	<b>97,716</b>	<b>7.35</b>	<b>13.46</b>	<b>(19,550)</b>	<b>(20.01)</b>	<b>1.21</b>	<b>0.25</b>
16 General de Seguros	905	984	0.09	0.14	(79)	(8.00)	0.32	0.18
17 Virginia Surety	504	132	0.05	0.02	372	280.87	100.00	5.31
18 Chubb Seguros México	143	174	0.01	0.02	(31)	(17.84)	0.00	0.00
19 El Águila	2	5	0.00	0.00	(3)	(67.66)	0.00	0.00
20 Tokio Marine	1	1	0.00	0.00	0	(9.55)	0.01	0.00
<b>Resto</b>	<b>1,555</b>	<b>1,296</b>	<b>0.15</b>	<b>0.18</b>	<b>259</b>	<b>19.95</b>	<b>0.04</b>	<b>0.02</b>
<b>Total</b>	<b>1,063,312</b>	<b>726,089</b>	<b>100.00</b>	<b>100.00</b>	<b>337,223</b>	<b>46.44</b>	<b>4.32</b>	<b>1.52</b>

NE = No Existe

\* % Extraordinario mayor de 1000%

**Análisis de Primas Directas****Primer Trimestre 2021****Crédito Total**

Cifras en miles

Compañías	Primas Directas		% Part. en Merc.		Incremento		% de Cartera
	2021 Importe	2020 Importe	2021	2020	Importe	%	Total Cartera
1 Solunion Crédito	158,285	130,518	49.24	43.08	27,767	21.27	100.00
2 Atradius	153,092	164,265	47.62	54.22	(11,173)	(6.80)	100.00
3 AIG Seguros	10,095	8,149	3.14	2.69	1,945	23.87	0.94
<b>Total</b>	<b>321,472</b>	<b>302,933</b>	<b>100.00</b>	<b>100.00</b>	<b>18,540</b>	<b>6.12</b>	<b>23.15</b>

**Análisis de Primas Directas****Primer Trimestre 2021****Crédito a la Vivienda**

Cifras en miles

Compañías	Primas Directas		% Part. en Merc.		Incremento		% de Cartera
	2021 Importe	2020 Importe	2021	2020	Importe	%	Total Cartera
1 SHF Créd Vivienda	109,989	108,762	86.67	86.54	1,227	1.13	100.00
2 Genworth Seg. de Crédito	16,924	16,921	13.33	13.46	2	0.01	100.00
<b>Total</b>	<b>126,912</b>	<b>125,684</b>	<b>100.00</b>	<b>100.00</b>	<b>1,229</b>	<b>0.98</b>	<b>100.00</b>

NE = No Existe

\* % Extraordinario mayor de 1000%

## Diversos Total

Cifras en miles

Compañías	Primas Directas		% Part. en Merc.		Incremento		% de Cartera	
	2021 Importe	2020 Importe	2021	2020	Importe	%	Total Cartera	
1	Mapfre México	726,041	597,743	10.45	8.78	128,298	21.46	11.75
2	Inbursa	634,717	485,688	9.13	7.13	149,028	30.68	11.79
3	Allianz México	620,892	730,680	8.94	10.73	(109,788)	(15.03)	15.12
4	GMX Seguros	536,283	360,551	7.72	5.30	175,732	48.74	15.57
5	AXA Seguros	534,243	499,055	7.69	7.33	35,188	7.05	4.31
	<b>Grandes</b>	<b>3,052,175</b>	<b>2,673,717</b>	<b>43.93</b>	<b>39.27</b>	<b>378,458</b>	<b>14.15</b>	<b>9.69</b>
6	Atlas	482,396	438,471	6.94	6.44	43,925	10.02	11.04
7	Zurich Santander	458,021	412,088	6.59	6.05	45,933	11.15	16.04
8	BBVA Seguros	445,613	390,505	6.41	5.74	55,108	14.11	3.25
9	Afirme	351,893	280,970	5.06	4.13	70,923	25.24	10.24
10	Banorte	333,459	389,224	4.80	5.72	(55,765)	(14.33)	2.45
11	G.N.P.	238,640	209,700	3.43	3.08	28,940	13.80	1.18
12	Seguros SURA	235,219	195,822	3.39	2.88	39,397	20.12	18.88
13	Seguros Azteca Daños	198,017	170,418	2.85	2.50	27,599	16.19	25.66
14	Chubb Seguros México	190,771	207,522	2.75	3.05	(16,751)	(8.07)	3.24
15	FM Global	168,014	135,759	2.42	1.99	32,255	23.76	35.92
	<b>Medianas</b>	<b>3,102,042</b>	<b>2,830,478</b>	<b>44.64</b>	<b>41.57</b>	<b>271,564</b>	<b>9.59</b>	<b>4.67</b>
16	Zurich Daños	129,528	174,382	1.86	2.56	(44,854)	(25.72)	8.10
17	HDI Seguros	96,322	82,055	1.39	1.21	14,267	17.39	4.76
18	Agroasemex	95,656	229,161	1.38	3.37	(133,505)	(58.26)	13.98
19	Cardif Seguros Generales	87,187	350,976	1.25	5.15	(263,789)	(75.16)	35.57
20	AIG Seguros	80,080	104,348	1.15	1.53	(24,268)	(23.26)	7.44
21	XL Seguros	49,168	95,347	0.71	1.40	(46,179)	(48.43)	17.63
22	Assurant Daños	38,378	59,604	0.55	0.88	(21,226)	(35.61)	97.18
23	Patrimonial Inbursa	29,520	37,481	0.42	0.55	(7,961)	(21.24)	6.36
24	El Águila	27,199	21,617	0.39	0.32	5,581	25.82	9.09
25	Berkley Seguros	26,383	19,312	0.38	0.28	7,070	36.61	27.27
26	El Potosí	23,915	20,472	0.34	0.30	3,443	16.82	4.15
27	Primero Seguros	20,063	23,993	0.29	0.35	(3,930)	(16.38)	9.15
28	General de Seguros	18,136	20,595	0.26	0.30	(2,459)	(11.94)	3.65
29	Ve Por Más	15,034	11,517	0.22	0.17	3,518	30.54	1.63
30	Sompo Japan	13,417	10,418	0.19	0.15	2,999	28.79	7.77
31	Tokio Marine	12,600	14,026	0.18	0.21	(1,426)	(10.17)	4.55
32	Virginia Surety	8,985	6,044	0.13	0.09	2,941	48.67	94.69
33	Swiss Re Corporate Solutions	6,304	1,621	0.09	0.02	4,683	288.79	10.97
34	Citibanamex Seguros	5,868	7,905	0.08	0.12	(2,036)	(25.76)	0.10
35	HDI Global Seguros	5,852	8,498	0.08	0.12	(2,646)	(31.14)	1.81
36	La Latinoamericana	2,898	5,350	0.04	0.08	(2,452)	(45.83)	0.67
37	SPP Seguros	1,424	4	0.02	0.00	1,420	*	99.25
38	Zurich Aseguradora Mexicana	126	90	0.00	0.00	36	40.07	0.10
	<b>Resto</b>	<b>794,044</b>	<b>1,304,817</b>	<b>11.43</b>	<b>19.16</b>	<b>(510,773)</b>	<b>(39.15)</b>	<b>4.79</b>
	<b>Total</b>	<b>6,948,261</b>	<b>6,809,011</b>	<b>100.00</b>	<b>100.00</b>	<b>139,250</b>	<b>2.05</b>	<b>6.07</b>

NE = No Existe

\* % Extraordinario mayor de 1000%

## Diversos Misceláneos

Cifras en miles

Compañías	Primas Directas		% Part. en Merc.		Incremento		% de Cartera		
	2021 Importe	2020 Importe	2021	2020	Importe	%	Por Operación	Total Cartera	
1	Zurich Santander	452,108	406,385	15.19	12.92	45,723	11.25	98.71	15.84
2	BBVA Seguros	420,780	352,329	14.13	11.20	68,451	19.43	94.43	3.07
3	AXA Seguros	376,236	368,483	12.64	11.71	7,753	2.10	70.42	3.04
4	Banorte	205,380	209,492	6.90	6.66	(4,112)	(1.96)	61.59	1.51
5	Inbursa	204,454	163,140	6.87	5.19	41,314	25.32	32.21	3.80
	<b>Grandes</b>	<b>1,658,958</b>	<b>1,499,829</b>	<b>55.72</b>	<b>47.67</b>	<b>159,128</b>	<b>10.61</b>	<b>68.95</b>	<b>3.46</b>
6	Mapfre México	133,385	131,481	4.48	4.18	1,904	1.45	18.37	2.16
7	Afirme	127,498	102,080	4.28	3.24	25,418	24.90	36.23	3.71
8	GMX Seguros	123,961	173,972	4.16	5.53	(50,011)	(28.75)	23.11	3.60
9	Atlas	112,249	63,968	3.77	2.03	48,281	75.48	23.27	2.57
10	G.N.P.	106,814	96,431	3.59	3.07	10,382	10.77	44.76	0.53
11	FM Global	88,970	71,310	2.99	2.27	17,660	24.76	52.95	19.02
12	Cardif Seguros Generales	86,521	350,750	2.91	11.15	(264,229)	(75.33)	99.24	35.30
13	Chubb Seguros México	81,506	73,285	2.74	2.33	8,221	11.22	42.72	1.39
14	Seguros Azteca Daños	77,328	95,158	2.60	3.02	(17,830)	(18.74)	39.05	10.02
15	AIG Seguros	56,358	64,144	1.89	2.04	(7,787)	(12.14)	70.38	5.23
	<b>Medianas</b>	<b>994,589</b>	<b>1,222,579</b>	<b>33.41</b>	<b>38.86</b>	<b>(227,989)</b>	<b>(18.65)</b>	<b>32.51</b>	<b>2.16</b>
16	HDI Seguros	47,891	38,442	1.61	1.22	9,449	24.58	49.72	2.37
17	Agroasemex	46,328	64,305	1.56	2.04	(17,977)	(27.96)	48.43	6.77
18	Seguros SURA	37,210	72,793	1.25	2.31	(35,583)	(48.88)	15.82	2.99
19	Assurant Daños	34,945	57,107	1.17	1.82	(22,162)	(38.81)	91.05	88.48
20	Zurich Daños	28,013	43,371	0.94	1.38	(15,359)	(35.41)	21.63	1.75
21	Patrimonial Inbursa	27,954	35,539	0.94	1.13	(7,585)	(21.34)	94.69	6.02
22	Allianz México	15,893	21,181	0.53	0.67	(5,287)	(24.96)	2.56	0.39
23	El Potosí	13,304	13,297	0.45	0.42	7	0.05	55.63	2.31
24	General de Seguros	12,594	13,416	0.42	0.43	(823)	(6.13)	69.44	2.54
25	Primero Seguros	12,086	12,402	0.41	0.39	(316)	(2.55)	60.24	5.51
26	Virginia Surety	8,985	6,044	0.30	0.19	2,941	48.67	100.00	94.69
27	El Águila	8,414	7,109	0.28	0.23	1,305	18.36	30.94	2.81
28	Ve Por Más	6,167	6,364	0.21	0.20	(196)	(3.09)	41.02	0.67
29	Citibanamex Seguros	5,463	7,316	0.18	0.23	(1,853)	(25.33)	93.09	0.09
30	XL Seguros	4,789	11,378	0.16	0.36	(6,589)	(57.91)	9.74	1.72
31	Tokio Marine	4,233	5,544	0.14	0.18	(1,311)	(23.65)	33.59	1.53
32	La Latinoamericana	2,913	4,380	0.10	0.14	(1,467)	(33.50)	100.49	0.67
33	Berkley Seguros	2,424	781	0.08	0.02	1,643	210.33	9.19	2.51
34	Sompo Japan	2,370	1,429	0.08	0.05	941	65.86	17.67	1.37
35	SPP Seguros	1,460	4	0.05	0.00	1,455	*	102.47	101.70
36	Zurich Aseguradora Mexicana	126	1,443	0.00	0.05	(1,318)	(91.28)	100.00	0.10
37	Swiss Re Corporate Solutions	121	87	0.00	0.00	34	38.85	1.91	0.21
	<b>Resto</b>	<b>323,681</b>	<b>423,733</b>	<b>10.87</b>	<b>13.47</b>	<b>(100,052)</b>	<b>(23.61)</b>	<b>21.91</b>	<b>1.60</b>
	<b>Total</b>	<b>2,977,229</b>	<b>3,146,142</b>	<b>100.00</b>	<b>100.00</b>	<b>(168,913)</b>	<b>(5.37)</b>	<b>42.88</b>	<b>2.61</b>

NE = No Existe

\* % Extraordinario mayor de 1000%

## Diversos Técnicos

Cifras en miles

Compañías		Primas Directas		% Part. en Merc.		Incremento		% de Cartera	
		2021 Importe	2020 Importe	2021	2020	Importe	%	Por Operación	Total Cartera
1	Allianz México	604,998	709,499	15.24	19.37	(104,501)	(14.73)	97.44	14.73
2	Mapfre México	592,656	466,263	14.92	12.73	126,393	27.11	81.63	9.59
3	Inbursa	430,262	322,548	10.84	8.81	107,714	33.39	67.79	8.00
4	GMX Seguros	412,322	186,580	10.38	5.09	225,742	120.99	76.89	11.97
5	Atlas	370,147	374,502	9.32	10.22	(4,356)	(1.16)	76.73	8.47
	<b>Grandes</b>	<b>2,410,385</b>	<b>2,059,391</b>	<b>60.70</b>	<b>56.22</b>	<b>350,994</b>	<b>17.04</b>	<b>80.34</b>	<b>10.27</b>
6	Afirme	224,395	178,890	5.65	4.88	45,505	25.44	63.77	6.53
7	Seguros SURA	198,010	123,029	4.99	3.36	74,980	60.94	84.18	15.90
8	AXA Seguros	158,007	130,572	3.98	3.56	27,435	21.01	29.58	1.28
9	G.N.P.	131,826	113,268	3.32	3.09	18,558	16.38	55.24	0.65
10	Banorte	128,079	179,732	3.23	4.91	(51,654)	(28.74)	38.41	0.94
11	Seguros Azteca Daños	120,689	75,260	3.04	2.05	45,429	60.36	60.95	15.64
12	Chubb Seguros México	109,265	134,237	2.75	3.66	(24,972)	(18.60)	57.28	1.86
13	Zurich Daños	101,515	131,011	2.56	3.58	(29,496)	(22.51)	78.37	6.35
14	FM Global	79,044	64,448	1.99	1.76	14,595	22.65	47.05	16.90
15	Agroasemex	49,328	164,856	1.24	4.50	(115,527)	(70.08)	51.57	7.21
	<b>Medianas</b>	<b>1,300,158</b>	<b>1,295,304</b>	<b>32.74</b>	<b>35.36</b>	<b>4,854</b>	<b>0.37</b>	<b>52.52</b>	<b>2.16</b>
16	HDI Seguros	48,431	43,613	1.22	1.19	4,818	11.05	50.28	2.39
17	XL Seguros	44,379	83,969	1.12	2.29	(39,590)	(47.15)	90.26	15.92
18	BBVA Seguros	24,833	38,176	0.63	1.04	(13,343)	(34.95)	5.57	0.18
19	Berkley Seguros	23,958	18,531	0.60	0.51	5,427	29.29	90.81	24.77
20	AIG Seguros	23,722	40,203	0.60	1.10	(16,481)	(40.99)	29.62	2.20
21	El Águila	18,784	14,508	0.47	0.40	4,276	29.48	69.06	6.28
22	Sompo Japan	11,047	8,989	0.28	0.25	2,058	22.90	82.33	6.39
23	El Potosí	10,611	7,175	0.27	0.20	3,436	47.89	44.37	1.84
24	Ve Por Más	8,867	5,153	0.22	0.14	3,714	72.07	58.98	0.96
25	Tokio Marine	8,368	8,482	0.21	0.23	(115)	(1.35)	66.41	3.02
26	Primero Seguros	7,977	11,591	0.20	0.32	(3,614)	(31.18)	39.76	3.64
27	Swiss Re Corporate Solutions	6,183	1,535	0.16	0.04	4,649	302.94	98.09	10.76
28	Zurich Santander	5,913	5,703	0.15	0.16	211	3.69	1.29	0.21
29	HDI Global Seguros	5,852	8,498	0.15	0.23	(2,646)	(31.14)	100.00	1.81
30	General de Seguros	5,542	7,178	0.14	0.20	(1,636)	(22.79)	30.56	1.12
31	Assurant Daños	3,433	2,497	0.09	0.07	936	37.49	8.95	8.69
32	Patrimonial Inbursa	1,566	1,942	0.04	0.05	(375)	(19.34)	5.31	0.34
33	Cardif Seguros Generales	666	226	0.02	0.01	440	195.24	0.76	0.27
34	Citibanamex Seguros	406	589	0.01	0.02	(183)	(31.15)	6.91	0.01
35	Zurich Aseguradora Mexicana	0	(1,354)	0.00	(0.04)	1,354	(100.00)	0.00	0.00
36	La Latinoamericana	(14)	970	0.00	0.03	(985)	(101.48)	(0.49)	0.00
37	SPP Seguros	(35)	0	0.00	0.00	(35)		(2.47)	(2.45)
	<b>Resto</b>	<b>260,490</b>	<b>308,174</b>	<b>6.56</b>	<b>8.41</b>	<b>(47,684)</b>	<b>(15.47)</b>	<b>17.80</b>	<b>0.84</b>
	<b>Total</b>	<b>3,971,033</b>	<b>3,662,870</b>	<b>100.00</b>	<b>100.00</b>	<b>308,163</b>	<b>8.41</b>	<b>57.23</b>	<b>3.47</b>

NE = No Existe

\* % Extraordinario mayor de 1000%

Editado por:



# AMIS

ASOCIACIÓN MEXICANA DE  
INSTITUCIONES DE SEGUROS